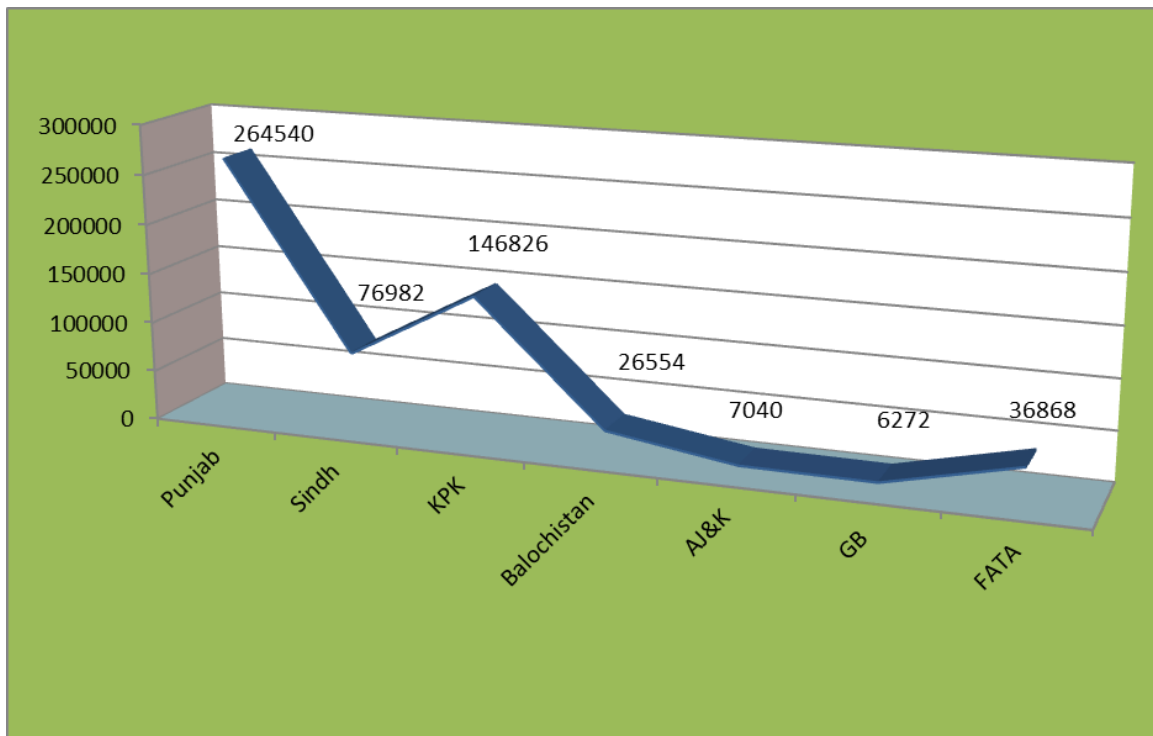




# ANNUAL STATISTICAL BULLETIN OF FEDERAL GOVERNMENT EMPLOYEES FOR (2019-20)



**PAKISTAN PUBLIC ADMINISTRATION RESEARCH CENTRE  
ESTABLISHMENT DIVISION  
GOVERNMENT OF PAKISTAN  
ISLAMABAD**

weblink: [pparc.establishment.gov.pk](http://pparc.establishment.gov.pk)  
website: [www.establishment.gov.pk](http://www.establishment.gov.pk)



**ANNUAL STATISTICAL BULLETIN OF  
FEDERAL GOVERNMENT EMPLOYEES FOR  
2019-20**

**PAKISTAN PUBLIC ADMINISTRATION RESEARCH CENTRE  
ESTABLISHMENT DIVISION  
GOVERNMENT OF PAKISTAN  
ISLAMABAD**

weblink: [pparc.establishment.gov.pk](http://pparc.establishment.gov.pk)

website: [www.establishment.gov.pk](http://www.establishment.gov.pk)

## **FOREWORD**

Pakistan Public Administration Research Centre (PPARC), Establishment Division maintains the data regarding Federal Government civil employees and publishes it in the form of bulletins on annual basis. The current Annual Statistical Bulletin for the year 2019-20 has been prepared after collecting data from all the Ministries, Divisions, Attached Departments and Subordinate Offices working in the Federal Government. This bulletin contains information about number of all civil employees working in the Federal Government in Basic Scales from 1 to 22. The in-hand report is comprised of analysis as well as data tabulations, prepared on the basis of collected information.

2. The analytical portion of the report reveals trend analysis of all the categories of employees showing sanctioned posts, actual working strength, their percentages, bar charts, and pie charts which is a useful addition and creates interest for the readers. The analysis provides true picture of all the tabulations and readers could get benefit from it without going into detailed study of each and every table provided in the report. This bulletin is a valuable data bank for policy makers, planners, researchers, academicians and students, etc. for planning and research regarding Federal Government civil employees.

3. There are 33 data tabulations provided in this bulletins. Main tables comprised of data on multidimensional aspects of civil employees regarding their working strength e.g. male, female employees from different provinces, religions, organizations etc. Strength comparison for last ten years have also been provided in a few of the tables. Table of officers working in fourteen occupational groups and table of employees working in management position (MP) scales provide a useful information. All this would not be possible without devotion and hard work.

4. I would like to thank, all the focal persons of various Ministries and Divisions, Organizations and Departments for their timely support and cooperation, which enabled PPARC to complete this gigantic task. The Director General and Statistical Cell of PPARC also deserve appreciation for their dedication to complete this bulletin.

**AKHTAR JAN WAZIR**  
Additional Secretary  
**Establishment Division**

Islamabad



## PREFACE

Pakistan Public Administration Research Centre (PPARC), Establishment Division has been maintaining statistical record in respect of civil employees of the Federal Government on annual basis since 1997, by publishing Annual Statistical Bulletins. The current volume of the Annual Statistical Bulletin of the Federal Government Employees is the 23<sup>rd</sup> of this series.

2. The analysis of data shows that size of Federal Government in respect of sanctioned and actual working strength of its civil employees is 672,317 and 565,082 respectively. Out of total sanctioned strength 84.05% posts are filled, whereas 15.95% posts are vacant in various Ministries / Divisions and organizations during the year 2019-20. The distribution of actual strength shows that a small share of 4.69% is occupied by the officers working in basic scales 17-22, whereas 95.31% is occupied by employees working in basic scales 1-16, which is a very large share in the total number of Federal Government civil servants.

3. The current Annual Statistical Bulletin 2019-20 portrays the sanctioned posts of all the Divisions, Attached Departments, Subordinate Offices and the Constitutional Bodies of the Federal Government. It also uncovers information pertaining to domicile, gender and religion along with data regarding occupational groups consisting of actual working strength of all the categories of Federal Government employees. The publication has been prepared on the basis of latest available data provided by various Ministries, Divisions, Departments and Constitutional Bodies of the Federal Government, on the prescribed format in shape of proformae specifically designed by the PPARC for each of them.

4. I would like to thank, all focal persons of various Ministries, Divisions and Constitutional Bodies for their valuable support and data which enabled PPARC to complete this bulletin in time. The dedicated efforts made by officers and staff of Statistical Cell of PPARC in collection, compilation and analysis of data are also appreciated. The valuable suggestions and comments for improvement of the bulletin will be highly encouraged.

(Muhammad Lakhkar Khan Hoti)  
Director General

Islamabad



## **LIST OF CONTRIBUTORS OF PPARC**

Mr. Muhammad Lakhkar Khan Hoti Director General	Team Leader
Mr. Shahid Nawaz Satti Senior Statistical Officer Writing	Supervision of Data Collection Compilation, Analysis & Report
Mr. Abdul Qayyum Abbasi Statistical Officer	Data Collection, Compilation & Tabulation
Mr. Umar Mehmood Abbasi Statistical Officer	Data Collection & Look after Printing Process
Mr. Muhammad Saleem Younas	Data Controlling Officer

### **Staff Participation**

Mr. M. Hussain Shahid Statistical Assistant	Mr. Abdul Ghani Jamali Statistical Clerk
Mr. Abdul Karim Nizamani Statistical Assistant	Mr. Raheel Aftab Statistical Clerk
Mrs. Farzana Naheed Statistical Assistant (Report Writing)	Mr. Shafique Ahmed Junior Statistical Clerk
Mr. Muhammad Yousaf Statistical Assistant	Mr. Rashid Ali Junior Statistical Clerk ( <i>Computerized Composition</i> )
Mr. Javed Ahmed Statistical Assistant	Mr. Muhammad Abid Khan Junior Statistical Clerk (Proof Reading)
Syed Asim Iqbal Statistical Assistant ( <i>Computerized Composition</i> )	Mr. Muhammad Nouman Naseer Junior Statistical Clerk
Mr. Abdul Sattar Bajwa Statistical Clerk	





## CONTENTS

Sr. No.	TITLE	PAGE(S)
1.	Foreword	(i)
2.	Preface	(iii)
3.	Ministry / Division Wise Index	(vii-viii)
4.	Federal Government Civil Employees at a Glance for 2018-19	(ix)
5.	Overview of the Civil Servants for 2019-2020	1-34
<b>STATISTICAL TABLES:</b>		<b>35-320</b>
Table-1	Sanctioned and Actual Strength of Employees by Basic Scale and Domicile.	37
Table-2	Actual Strength of Female Employees by Basic Scale and Domicile.	38
Table-3	Sanctioned and Actual Strength of Employees in Federal Secretariat by Basic Scale and Domicile.	39
Table-4	Actual Strength of Female Employees in Federal Secretariat by Basic Scale and Domicile.	40
Table-5	Sanctioned and Actual Strength of Employees in Attached Departments / Subordinate Offices by Basic Scale and Domicile.	41
Table-6	Actual Strength of Female Employees in Attached Departments / Subordinate Offices by Basic Scale and Domicile.	42
Table-7	Sanctioned and Actual Strength of Employees of Constitutional Bodies by Basic Scale and Domicile.	43
Table-8	Actual Strength of Female Employees of Constitutional Bodies by Basic Scale and Domicile.	44
Table-9	Employees by Basic Scale and Occupational / Functional Group.	45
Table-10	Employees by Occupational / Functional Group and Province of Domicile.	46
Table-11	Female Employees by Basic Scale and Occupational / Functional Group.	47
Table-12	Female Employees by Occupational / Functional Group and Province of Domicile.	48
Table-13	Division Wise Ratio of Officials to Officers for Sanctioned and Actual Working Strength.	49-50
Table-14	Year Wise Actual working Employment Status by Province of Domicile.	51
Table-15	Actual Strength of Female Employees Over the Years.	52
Table-16	Year Wise Sanctioned Strength of Employees by Basic Scale.	53
Table-17	Year Wise Actual Strength of Employees by Basic Scale.	54
Table-18	Employment Status Over the Years.	55
Table-19	Non-Muslim Employees by Domicile and Basic Scale.	56
Table-20	Christian Employees by Domicile and Basic Scale.	57
Table-21	Ahmadi Employees by Domicile and Basic Scale.	58
Table-22	Hindu (Caste) Employees by Domicile and Basic Scale.	59
Table-23	Hindu (Non Caste) Employees by Domicile and Basic Scale.	60

<b>Sr. No.</b>	<b>TITLE</b>	<b>PAGE(S)</b>
Table-24	Sikh Employees by Domicile and Basic Scale.	61
Table-25	Other Non-Muslim Employees by Domicile and Basic Scale.	62
Table-26	Sanctioned and Actual Working Strength of Employees in Ministries / Divisions and Attached Departments.	63-72
Table-27	Sanctioned Management Position Scales (MP-I, MP-II and MP-III) in Federal Government.	73
Table-28	Actual Management Position Scales (MP-I, MP-II and MP-III) in Federal Government.	74
Table-29	Sanctioned Strength By Basic Scale and Divisions / Attached Departments / Subordinate Offices.	75-94
Table-30	Domicile Wise Actual Strength of Employees By Basic Scale and Divisions / Attached Departments / Subordinate Offices.	95-200
Table-31	Domicile Wise Actual Strength of Female Employees by Basic Scale and Divisions / Attached Departments / Subordinate Offices.	201-306
Table-32	Designation Wise Strength of Official (Basic Scale 1-16) Working in Main Ministries / Divisions (Federal Secretariat).	307-313
Table-33	Designation Wise Strength of Officer (Basic Scale 17-22) Working in Main Ministries / Divisions (Federal Secretariat).	314-320
	List of Contributors of PPARC	321

## MINISTRY / DIVISION WISE INDEX

Sr. No.	NAME OF MINISTRIES / DIVISION	Sanctioned Strength	Actual Strength Domicile wise	Female Strength Domicile wise
		Page Nos.		
1	Aviation	75,76	95,96	201,202
2	Cabinet	75,76	95,96	201,202
3	Climate Change	75,76	99,100	205,206
4	Commerce	75,76	99,100	205,206
5	Communications	75,76	101,102	207,208
6	Defence	75,76	103,104	209,210
7	Defence Production	77,78	109,110	215,216
8	Economic Affairs	77,78	113,114	219,220
9	Establishment	77,78	113,114	219,220
10	Federal Education and Professional Training	77,78	115,116	221,222
11	Finance	79,80	121,122	227,228
12	Foreign Affairs	79,80	125,126	231,232
13	Housing & Works	79,80	125,126	231,232
14	Human Rights	79,80	127,128	233,234
15	Industries & Production	81,82	131,132	237,238
16	Information & Broadcasting	81,82	131,132	237,238
17	Information Technology and Telecommunications	81,82	135,136	241,242
18	Inter Provincial Coordination	81,82	137,138	243,244
19	Interior	83,84	139,140	245,246
20	Kashmir Affairs & Gilgit Baltistan	83,84	147,148	253,254
21	Law and Justice	83,84	149,150	255,256
22	Maritime Affairs	85,86	157,158	263,264
23	Narcotics Control	85,86	161,162	267,268
24	National Food Security & Research	87,88	161,162	267,268
25	National Health Services Regulations & Coordination	87,88	165,166	271,272
26	National History & Literary Heritage	89,90	173,174	279,280
27	National Security	89,90	177,178	283,284
28	Overseas Pakistanis and Human Resource Development	89,90	177,178	283,284
29	Parliamentary Affairs	89,90	179,180	285,286

Sr. No.	NAME OF MINISTRIES / DIVISION	Sanctioned Strength	Actual Strength Domicile wise	Female Strength Domicile wise
		Page Nos.		
30	Petroleum	89,90	179,180	285,286
31	Planning Development and Reform	89,90	181,182	287,288
32	Postal Services	91,92	183,184	289,290
33	Poverty Alleviation and Social Safety	91,92	185,186	291,292
34	Power	91,92	185,186	291,292
35	Privatization	91,92	185,186	291,292
36	Railways	91,92	187,188	293,294
37	Religious Affairs and Inter-faith Harmony	91,92	187,188	293,294
38	Revenue	91,92	189,190	295,296
39	Science & Technology	91,92	189,190	295,296
40	States and Frontier Regions	91,92	189,190	295,296
41	Textile	91,92	191,192	297,298
42	Water Resources	91,92	191,192	297,298
43	President's Secretariat (Public)	93,94	193,194	299,300
44	President's Secretariat (Personal)	93,94	193,194	299,300
45	Prime Minister's Office (Public)	93,94	195,196	301,302
46	Prime Minister's Office (Internal)	93,94	195,196	301,302
47	Council of Islamic Ideology	93,94	197,198	303,304
48	Senate Secretariat	93,94	197,198	303,304
49	Election Commission of Pakistan	93,94	197,198	303,304
50	Wafaqi Mohtasib (Ombudsman)'s Secretariat	93,94	199,200	305,306
51	Supreme Court of Pakistan	93,94	199,200	305,306
52	Federal Tax Ombudsman Secretariat	93,94	199,200	305,306
53	National Accountability Bureau	93,94	199,200	305,306

**FEDERAL GOVERNMENT CIVIL EMPLOYEES AT A GLANCE  
FOR 2019-20**

Description of Employees	Total Strength
Sanctioned Posts	672317
Filled-in Posts	565082
Vacant Posts	107235
Female Employees	28230
Secretariat Employees	
Sanctioned Posts	16249
Filled-in Posts	13222
Vacant Posts	3027
Female Employees	886
Employees of Attached / Subordinate Departments	
Sanctioned Posts	646190
Filled-in Posts	543607
Vacant Posts	102583
Female Employees	26939
Employees of Constitutional Bodies	
Sanctioned Posts	9878
Filled-in Posts	8253
Vacant Posts	1625
Female Employees	405
Employees of Occupational Groups	6312
Female Employees of Occupational Groups	1233
Non Muslim Employees	18782



# **OVERVIEW OF THE CIVIL SERVANTS FOR 2019-20**

## **INTRODUCTION**

Pakistan Public Administration Research Centre (PPARC), Establishment Division is responsible to collect, compile and disseminate the data of Federal Government employees. For this purpose, PPARC periodically carries out censuses of Federal Government Civil Servants in terms of their classifications and characteristics after every three years. In addition to triennial censuses, the statistical bulletins are also produced and published on annual basis. The data for bulletins are collected at Ministry / Division and Department level showing sanctioned and actual strength of employees working as civil servants and employees of Constitutional Bodies.

2. These bulletins are user intensive and are compiled according to their possible requirements of current statistics. Parliament, Establishment Division, Finance Division, Planning Development & Reform Division, Provincial Governments, Research Institutions and Non-Governmental Organizations (NGOs) are some of the major institutions making use of these bulletins, for having authentic figures on the human resource at Federal Government level all over the country. Consequently, twenty two annual statistical bulletins of Federal Government civil employees have already been published on the basis of fiscal years, starting from 1997-98.

3. This is the twenty third annual statistical bulletin for the year 2019-20 and depicts the employment status as on 01-07-2019. It contains wide range of statistics covering not only the sanctioned and actual working strength of employees, but also presents domicile wise breakup of all the categories of the Federal Government civil employees as well as employees of Constitutional Bodies. The scope of data has been extended upto 14 occupational & functional groups / services with detail of basic scales and

domicile / gender wise position of incumbents working in these groups. The scope also covers Constitutional Bodies for basic scale and gender wise data. The bulletin reveals domicile wise data about the non-muslim employees and information regarding Management Position scales (MP-scale) are also compiled. It also includes information about female employees working in Federal Government as civil servants, while their domicile and basic scale wise breakup is also provided in this bulletin. The bulletin also reflects the designation wise strength of employees (BS 1-22) working in Main Ministries / Divisions (Federal Secretariat). A well defined methodology has been adopted in order to collect, compile and publish these data.

### **METHODOLOGY**

4. Out of two basic sources of data i.e. primary and secondary, the primary approach has been adopted for data collection for this Bulletin. Primary data are usually directly collected from respondents using any tool like questionnaire, recording equipment, experiment etc. However, sometimes secondary sources like books, journals, newspapers etc. are also utilized for data collection in some queries. For this Bulletin the data are directly collected from the administrative incharge of the concerned Division or Department with reference time 01-07-2019. For this purpose four well designed questionnaires / proformae *viz a viz* Proforma-1 for Federal Secretariat, Attached Departments / Subordinate Offices, Constitutional Bodies, Proforma-2 for Minorities, Proforma-3 for Occupational Groups, and Proforma-4 for Management Position Scales were designed and sent to all Ministries / Divisions / Departments through mail to provide relevant data on the concerned questionnaire.

5. In order to complete the assignment in time, several telephone contacts and personal visits were made to the relevant offices. After retrieval of data in PPARC, the information was checked regarding completeness and a few cases were referred back to complete the deficiencies and correct the



inconsistencies in the data. After satisfaction from all respects, the data were entered in the computers. Print outs of entered data were produced and checked with source documents in order to confirm the authenticity. The tabulations were generated and compared with available data sources in order to check the quality. The data are published after validity checking for accomplishment of the following objectives.

## **OBJECTIVES**

**6. THE OVERALL OBJECTIVE OF THE BULLETIN IS TO PROVIDE CURRENT STATISTICS REGARDING FEDERAL GOVERNMENT CIVIL EMPLOYEES. HOWEVER, DETAILED OBJECTIVES ARE AS UNDER:**

- i) TO PROVIDE OVERALL SANCTIONED POSTS AND ACTUAL FILLED POSTS OF FEDERAL GOVERNMENT EMPLOYEES WORKING AS CIVIL SERVANTS.**
- ii) TO UPDATE THE POSITION OF SANCTIONED POSTS AND FILLED POSTS OF FEDERAL GOVERNMENT EMPLOYEES WORKING IN CONSTITUTIONAL BODIES.**
- iii) TO HIGHLIGHT THE ACTUAL WORKING STRENGTH IN FOURTEEN OCCUPATIONAL GROUPS.**
- iv) TO HIGHLIGHT THE DOMICILE WISE WORKING STRENGTH OF FEDERAL GOVERNMENT EMPLOYEES.**
- v) TO SHOW THE STRENGTH OF FEDERAL GOVERNMENT EMPLOYEES FROM MINORITIES.**
- vi) TO PROVIDE FEMALE FEDERAL GOVERNMENT EMPLOYEES WORKING IN DIFFERENT POSITIONS.**
- vii) TO GIVE AN OVERVIEW OF MANAGEMENT POSITION (MP) SCALES IN THE FEDERAL GOVERNMENT EMPLOYMENT.**
- viii) TO HIGHLIGHT THE DESIGNATION WISE STRENGTH OF EMPLOYEES WORKING IN THE FEDERAL SECRETARIAT.**

## **DATA ANALYSIS**

7. This bulletin comprises current data for the year 2019-20 with reference period 01-07-2019. The data are obtained at administrative level of

each Ministry, Division and Department. The analysis of main data items is provided in this part of the report for the ease of readers.

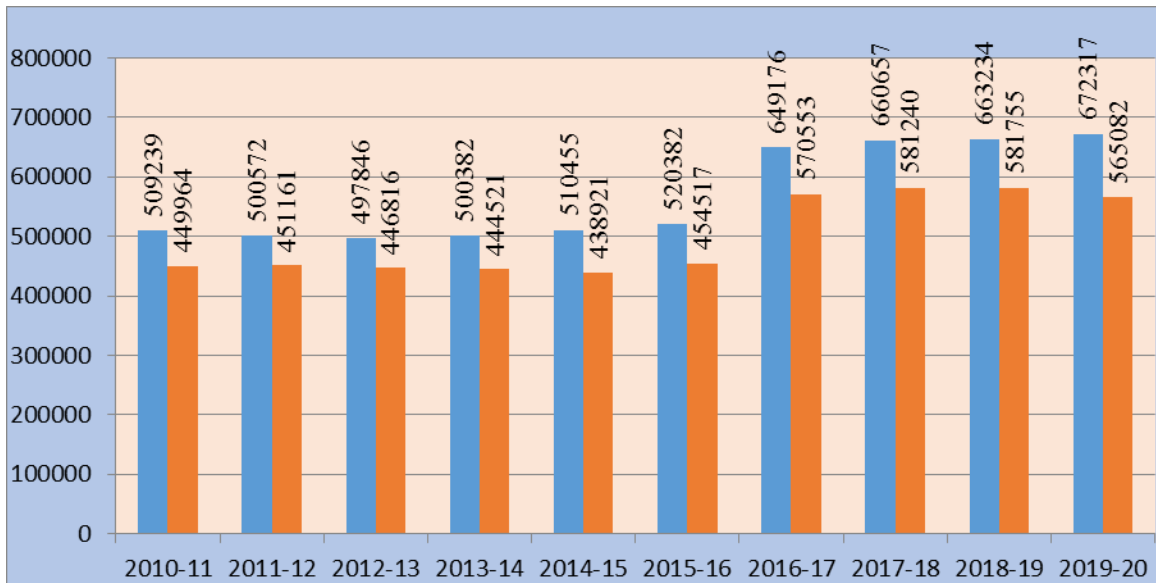
## **SECTION-A: OVERALL STRENGTH OF CIVIL EMPLOYEES**

8. Overall strength of civil employees working in Federal Government is discussed in this part. Sanctioned and actual working strength, basic scale wise strength, female employees and domicile wise employees are analyzed in this section.

### **I. Sanctioned and Actual Working Strength**

9. The bulletin contains information about entire civil servants employment status during the last ten years from 2010-11 to 2019-20 in terms of sanctioned and actual working strength of the Federal civil employees including employees of Constitutional Bodies. The historical trend reflects that the public sector employment situation is a mix trend of increase & decrease in the number of civil servants during the last ten years. The job opportunities in public sector almost remained fluctuant during last ten years from 2010-11 to 2019-20. However, during last five years from 2015-16 to 2019-20, the size of the Federal Government in respect of its sanctioned and actual strength of employees shows an up word trend of 6.04% and 5.63% (on average basis) respectively. When we look into last two years, during current fiscal year 2019-20, an increase of almost 1.37% is observed in sanctioned strength and decrease of 2.87% is recorded in actual working strength from 2018-19. Bar chart in Figure-1 shows the pictorial sanctioned and actual strength of employees for the last ten years.

Figure-1: Sanctioned and Actual Working Strength of Employees.

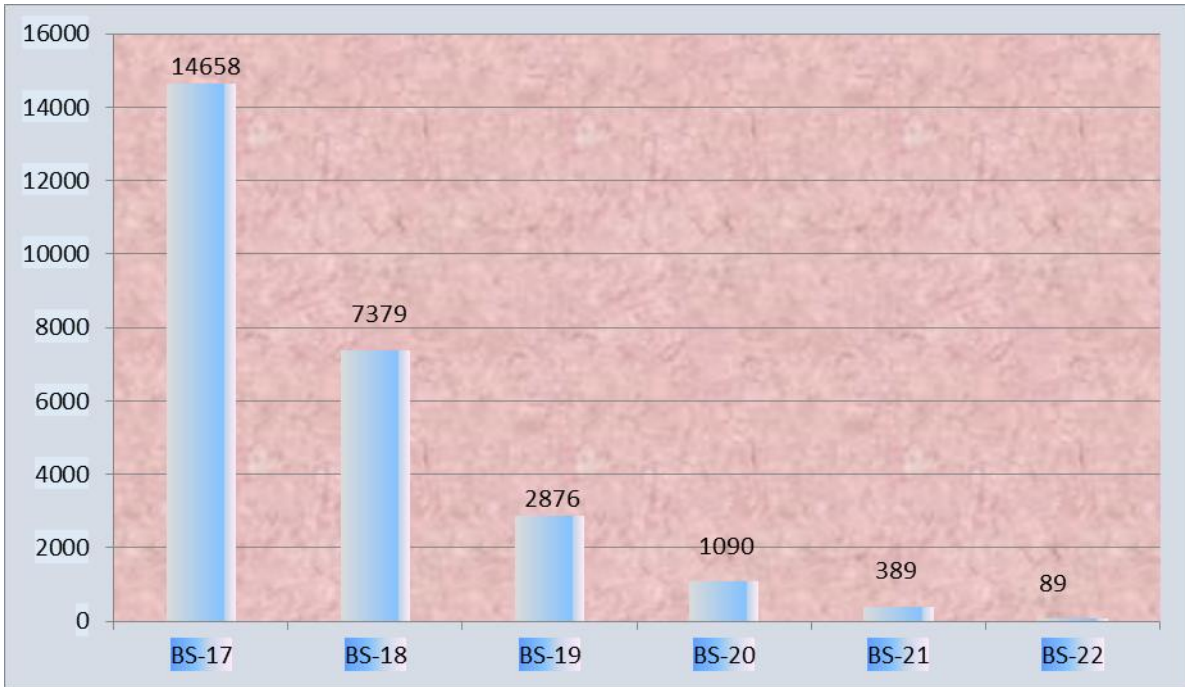


10. Size of Federal Government in respect of sanctioned and actual strength is 672,317 and 565,082 posts on 1<sup>st</sup> July, 2019 as against 663,234 and 581,755 posts on 1<sup>st</sup> July of the last year respectively. Out of total sanctioned strength, 84.05% posts are filled, whereas 15.95% posts remain vacant in the various Ministries / Divisions / Attached Departments and other government organizations during the period under study. The basic scale wise distribution of actual working strength shows that a small share of 4.69% is occupied by the officers in BS 17-22, whereas, remaining 95.31% share goes to the employees working in BS 1-16.

11. The Basic Scale wise analysis further uncovers that BS-22, BS-20, BS-21, BS-19, BS-17 and BS-18 show a decreasing trend of 16.04%, 7.94%, 6.27%, 4.32%, 0.96% and 0.36% respectively as against last year's actual working strength. For sanctioned strength, decreasing trend of 10.66% for BS-22, 9.14% for BS-20, 8.66% for BS-21 and 0.23% for BS-19, while increasing trend of 8.16% for BS-18, 2.13% for BS-17 is observed. Significant decreases have also been witnessed in actual strength of BS-15, BS-8, BS-3, BS-1, BS-10, BS-2, BS-5, BS-13, BS-6 and BS-16 at the rate of 38.87%, 37.50%, 24.51%, 9.75%, 8.42%, 5.88%, 3.86%, 3.51%, 2.24% and 0.33 respectively. While increasing trend have also been witnessed in

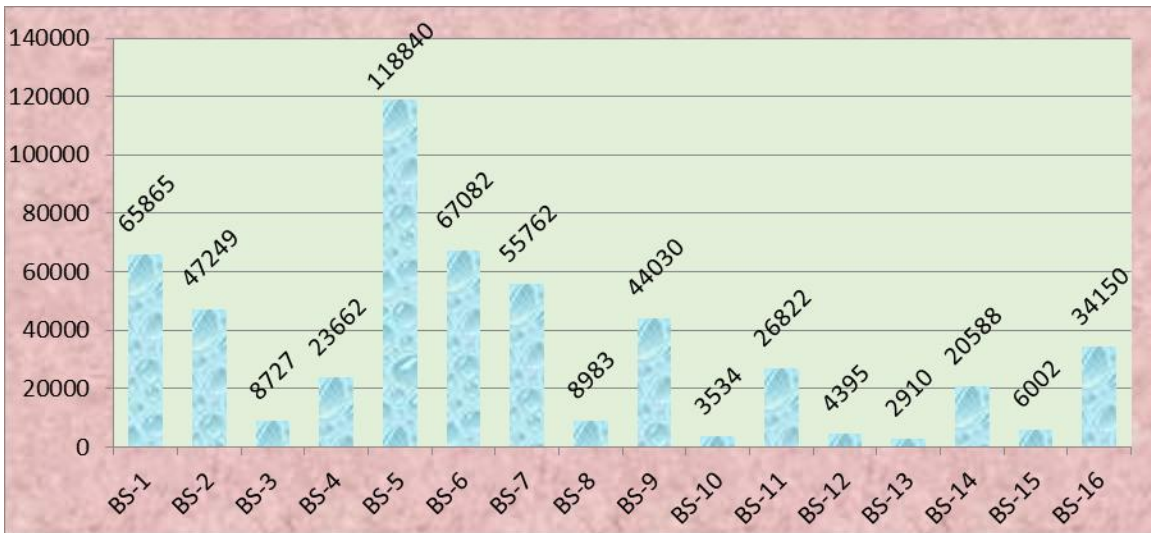
actual strength of BS-11, BS-4, BS-7, BS-12, BS-9 and BS-14 at rate of 8.45%, 7.26% 4.27%, 2.40% 1.90% and 1.67% respectively.

Figure-2: Scale Wise Working Employees in BS 17 to 22.



12. The overall actual strength in BS 17-22 witnesses a decrease of 1.62% while in BS 1-16 decrease of 2.93% is witnessed in the year 2019-20. Figure-2 depicts the scale wise strength of officers working in BS 17 to 22 while Figure-3 shows the strength of employees working in BS 1 to 16.

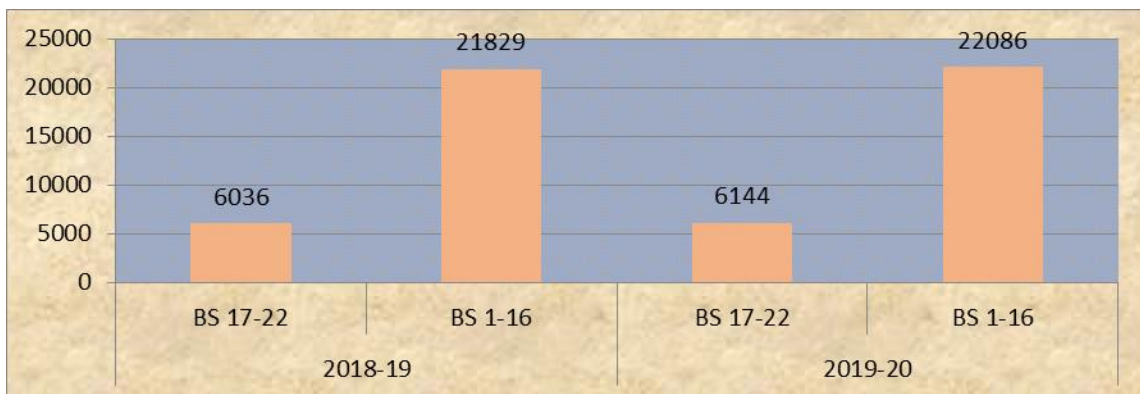
Figure-3: Scale Wise Working Employees in BS 1 to 16.



## II. Female Employees

13. The actual strength of Federal Government female employees for the year 2019-20 is 28,230 as against 27,865 in previous year, showing an increase of 1.31% as compared to 2018-19. Out of total strength of 565,082 Federal Government employees, the percentage share of female employees in Government sector stands at 5% during 2019-20. The distribution of actual strength also shows that 21.76% posts are occupied by the female officers in BS 17-22 and remaining share of 78.24% goes to BS 1-16 female employees out of 28,230 total female employees. Bar chart in Figure-4 shows strength of female employees on the basis of Basic Scale and comparison with summer year.

Figure-4: Female Employees.



### III. Domicile Wise Overall Analysis

14. It is pertinent to mention that domicile wise strength of employees does not depict the actual position of provincial quota in Federal Government employment. The reason is that the data are collected according to domicile wise strength of employees which include posts filled through promotions and by direct recruitment on merit quota (7.5%) in addition to provincial quota. It also includes posts of BS-1 to BS-5 which are locally recruited. In addition every Ministry / Division / Department has own recruitment rules separately for each post and quota roster are maintained independently for each and every post. Therefore, simple calculation of quota percentage from total working strength is not the true picture of

provincial / regional quota applicable for employment in the Federal Government.

15. The provincial and regional domicile wise analysis shows that the employment growth of FATA, Sindh-U, Gilgit Baltistan and Balochistan reveal an increase of 15.88%, 3.30%, 1.67% and 0.63% respectively during the period under discussion as compare to the previous year 2018-19. While remaining domicile wise analysis shows that the employment growth of Sindh-R, Punjab, AJ&K and KP reveal a decrease of 13.71%, 4.59%, 4.30% and 2.92% respectively during the period under discussion.

16. Overall share of the provinces on the basis of their domiciles including Civil Armed Forces (CAF) in actual working strength of 565,082 employees, shows that Punjab has 46.81% share including 2.25% Islamabad, followed by Khyber Pakhtunkhwa has 25.98% share. Similarly, the province of Sindh has 13.62% share (Sindh Rural 6.49% and Sindh Urban 7.13%) while share for FATA, Balochistan, Azad Jammu & Kashmir and Gilgit Baltistan remain 6.52%, 4.70%, 1.25% and 1.11% respectively. While trend for female employment has also been observed in the Federal Government. Punjab including Islamabad (8.47%) enjoys the largest share of female employment to the ratio of 66.43%, followed by Sindh 16.16% (Sindh Rural 6.10% and Sindh Urban 10.06%, Khyber Pakhtunkhwa 9.78%, Balochistan 3.78%, whereas, Azad Jammu & Kashmir 1.61%, Gilgit Baltistan 1.12% and FATA occupy 1.12% posts each respectively.

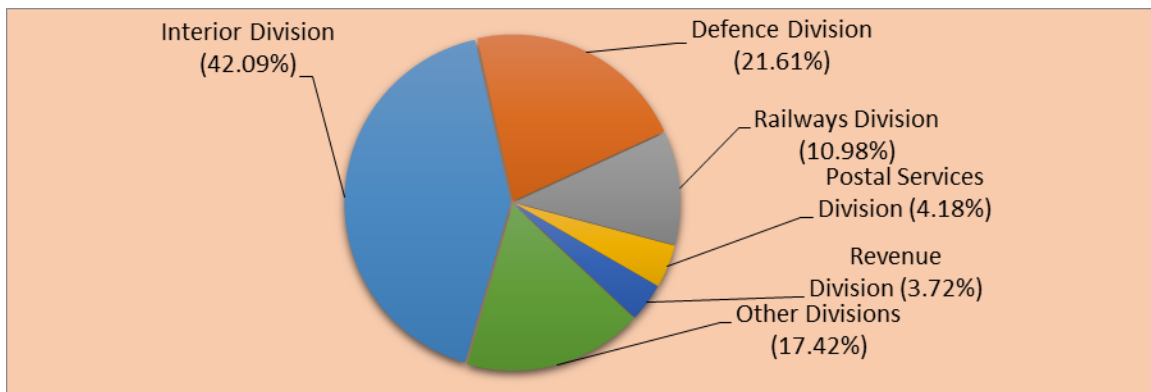
## **SECTION-B: MANPOWER DISTRIBUTION**

17. This section deals with distribution of manpower in different divisions, showing basic scale wise distribution of employees working in main secretariat and attached departments / subordinate offices.

### **I. Manpower Distribution in Divisions**

18. Amongst the divisions of the Federal Government, Interior Division is the largest administrative unit due to Civil Armed Forces (CAF) which comes out to be 42.09% (237,821) of the actual working strength (565,082). The second largest unit is the Defence Division with 21.61%, while Railways, Postal Services and Revenue Division with 10.98%, 4.18% and 3.72% rank third, fourth and fifth respectively as compared to other divisions having collective share of 17.42%. Figure-5 describes the overall manpower distribution in different divisions.

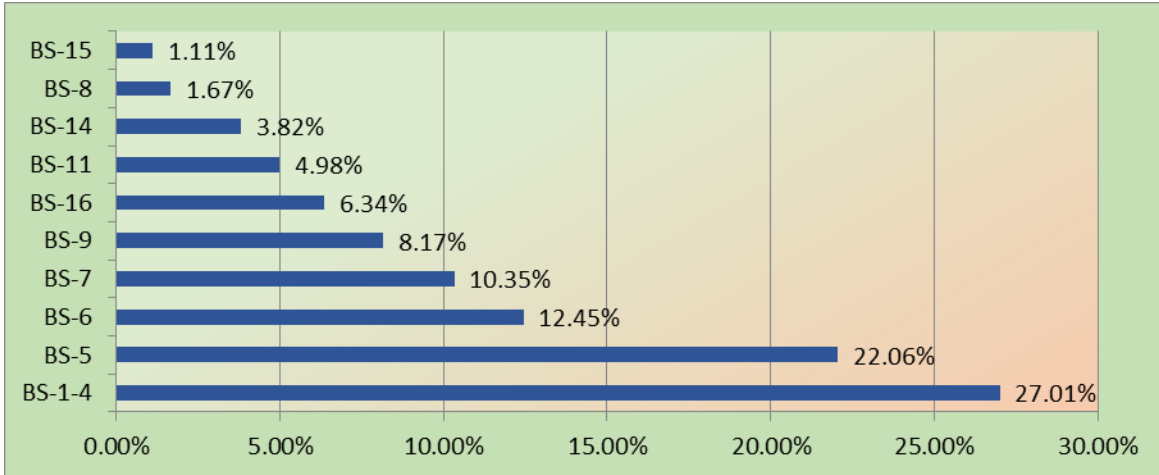
Figure-5: Manpower Distribution in Divisions.



## II. Basic Scale Wise Distribution of Employees

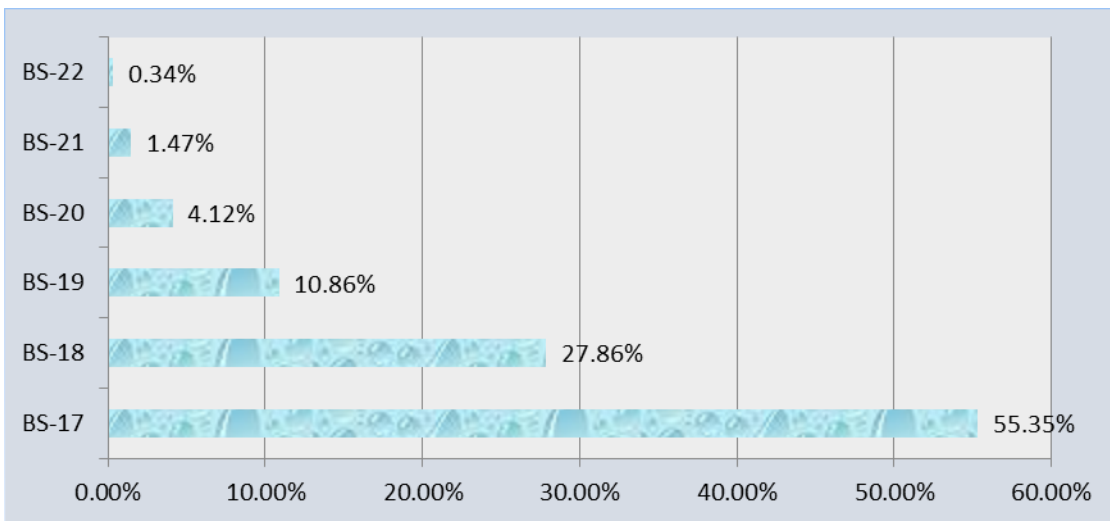
19. Basic scale (BS) wise analysis shows that BS 1-4 has largest share of 27.01% among total 538,601 working employees in BS 1-16 in the Federal Government. The second position goes to the employees working in BS-5 with 22.06%, the third, fourth and fifth positions are occupied by BS-6 with 12.45%, BS-7 with 10.35% and BS-9 with 8.17% respectively. However, BS-16 with 6.34%, BS-11 with 4.98%, BS-14 with 3.82%, BS-8 with 1.67% and BS-15 with 1.11% get sixth, seventh, eighth ninth and tenth positions respectively. Remaining scales BS-12, BS-10, and BS-13 at the lowest positions with less than 1% share of the employees of BS 1 to 16. Figure- 6 reflects actual percentage of staff strength in different pay scales from BS 1-16.

Figure-6: Basic Scale Wise Percent Share of Employees from BS 1 to 16.



20. In the actual strength of 26,481 officers working in BS 17-22 the percentage share of BS-17, BS-18, BS-19, BS-20, BS-21 and BS-22 comes to 55.35%, 27.86%, 10.86%, 4.12%, 1.47% and 0.34%. Figure-7 shows the percentage share of employees working in BS 17-22.

Figure-7: Basic Scale Wise Percent Share of Employees from BS 17 to 22.



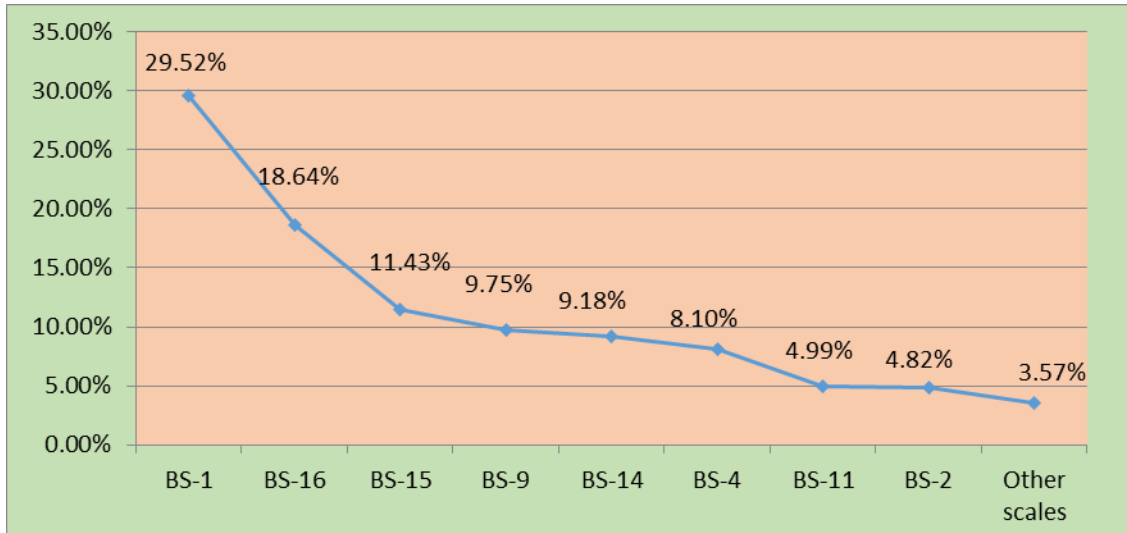
### III. Basic Scale Wise Distribution of Employees Working in Main Secretariat

21. The analysis of employees in BS 1-16 working in Main Federal Secretariat shows that BS-1 has 29.52% share in actual strength of 10,850 BS-16 has 18.64%, BS-15 has 11.43%, BS-9 has 9.75%, BS-14 has 9.18%,



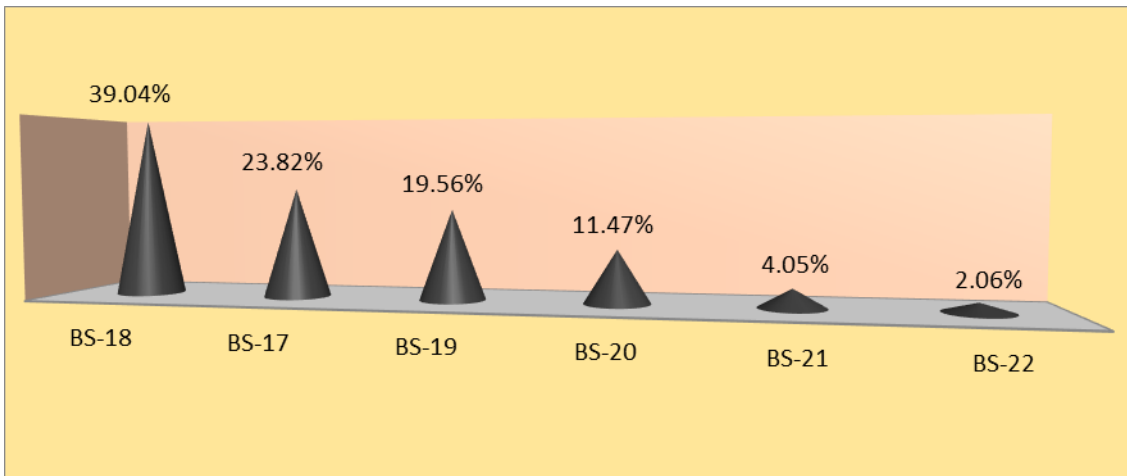
BS-4 has 8.10%, BS-11 has 4.99% and BS-3 has 4.82% share while other scales have collective 3.57% share among employees of BS 1-16. Figure-8 reveals percent share of employees working in Federal Secretariat in 1-16.

Figure-8: Employees Working in Main Secretariat in BS 1-16.



22. In respect of the actual strength of 2,372 officers working in BS 17-22, share of BS-18 is 39.04% while share of each, BS-17, BS-19, BS-20, BS-21 and BS-22 is 23.82%, 19.56%, 11.47%, 4.05% and 2.06% respectively. Figure-9 shows actual position of employees working in Main Secretariat in BS 17-22.

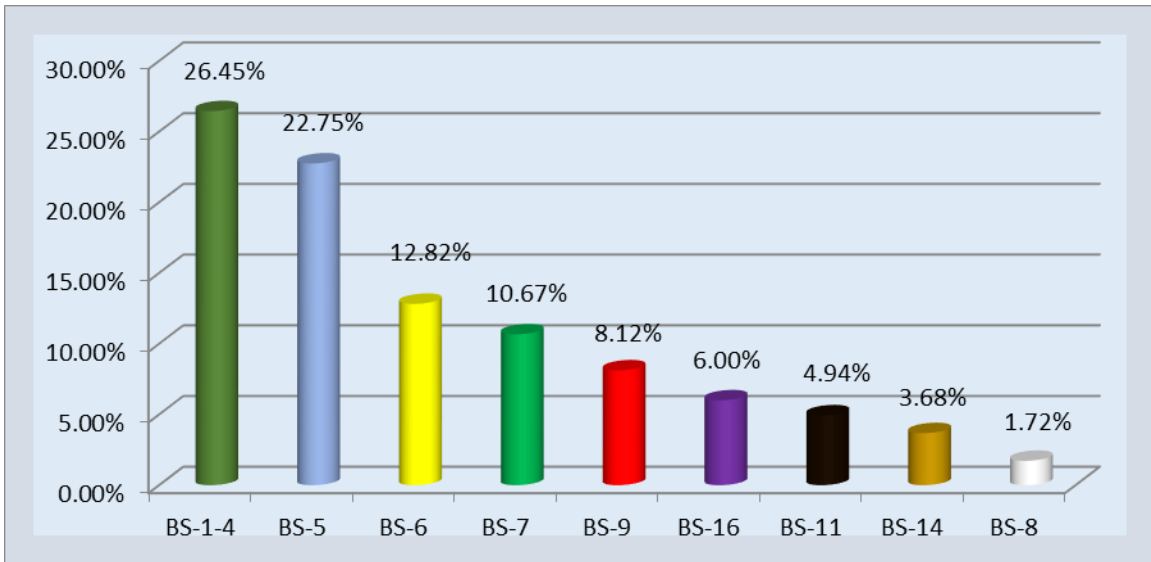
Figure-9: Employees Working in Main Secretariat in BS 17-22.



#### **IV. Basic Scale Wise Distribution of Employees Working in Attached Departments and Subordinate Offices**

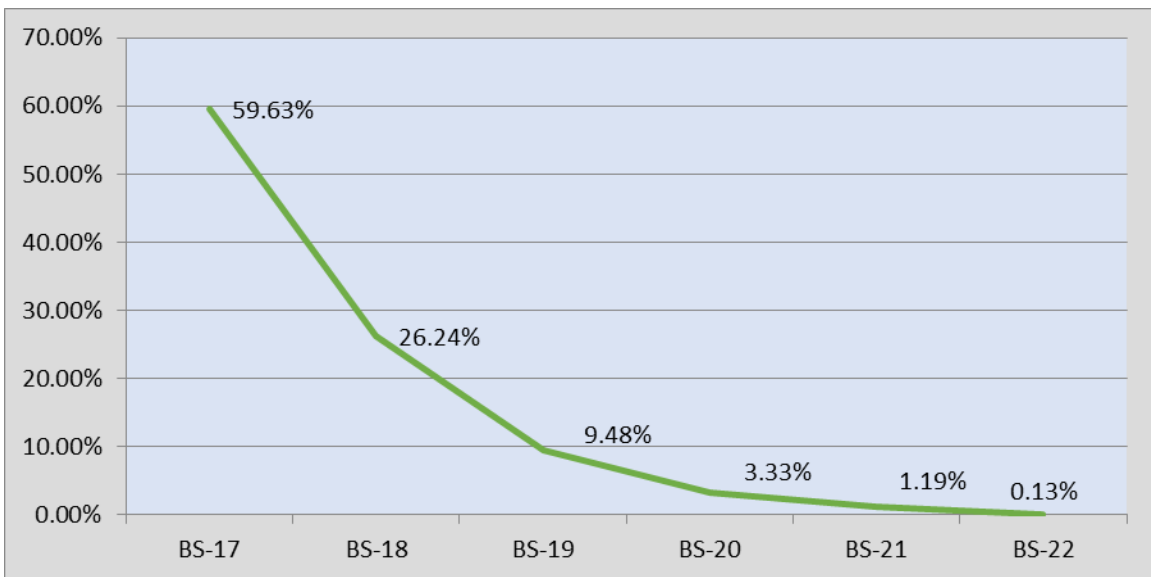
23. Basic scale (BS) wise analysis of employees working in attached departments and subordinate offices shows that BS 1-4 is at first position with 26.45% share in the total strength of 521,024 employees in BS 1-16. The employees of BS-5 has 22.75% share, BS-6 has 12.82%, BS-7 has 10.67%, BS-9 has 8.12%, BS-16 has 6.00%, BS-11 has 4.94%, BS-14 has 3.68% and BS-8 has 1.72% share while other scales have less than 1% share individually in the employees under discussion. Figure-10 reveals distribution trend of employees working in attached departments and subordinate offices under Federal Government.

Figure-10: Employees in Attached Departments Working in BS 1-16.



24. As regards the actual strength of 22,583 officers in BS 17-22, BS-17, BS-18, BS-19, BS-20, BS-21 and BS-22 have 59.63%, 26.24%, 9.48%, 3.33%, 1.19% and 0.13% share working in attached departments and subordinate offices. Figure-11 reveals the trend of employees working in attached departments.

Figure-11: Employees in Attached Departments Working in BS 17-22.



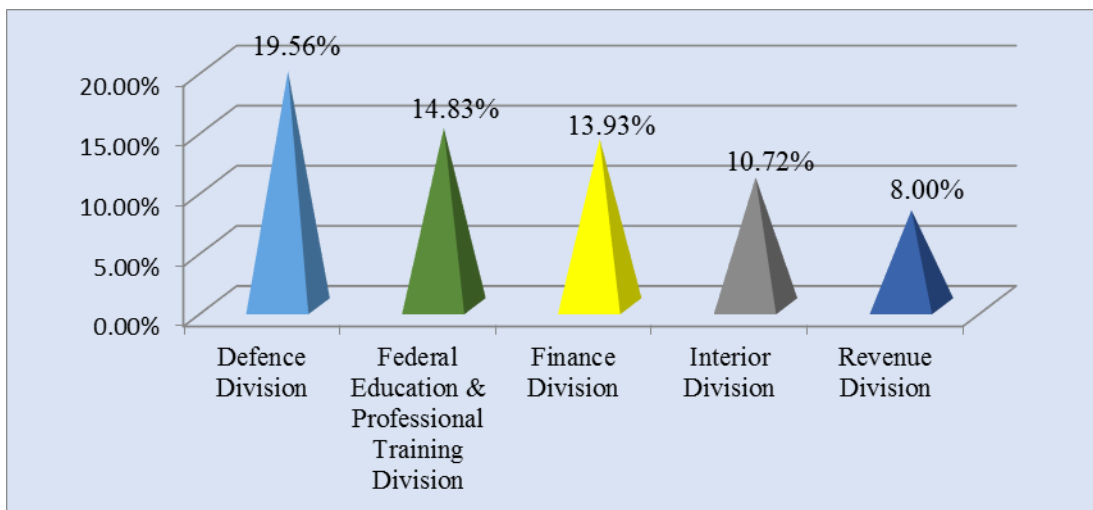
## SECTION-C: OFFICE STATUS WISE DISTRIBUTION OF EMPLOYEES

25. This section presents office-wise and scale-wise position and analysis of employees in various divisions, main secretariat and attached departments.

### I. Overall Position of Employees in Divisions

26. Out of total actual working strength of 565,082 employees in BS 1 to 22, only 26,481 posts are occupied by the BS 17-22. Out of which, 19.56% officers belong to Defence Division and are ranked first followed by Federal Education & Professional Training Division with 14.83%, Finance Division with 13.93%, Interior Division, Revenue Division with 10.72% and 8.00% share respectively. Figure-12 reflects office wise status and distribution of employees working in basic scale of 17 to 22 including officers from occupational groups and services.

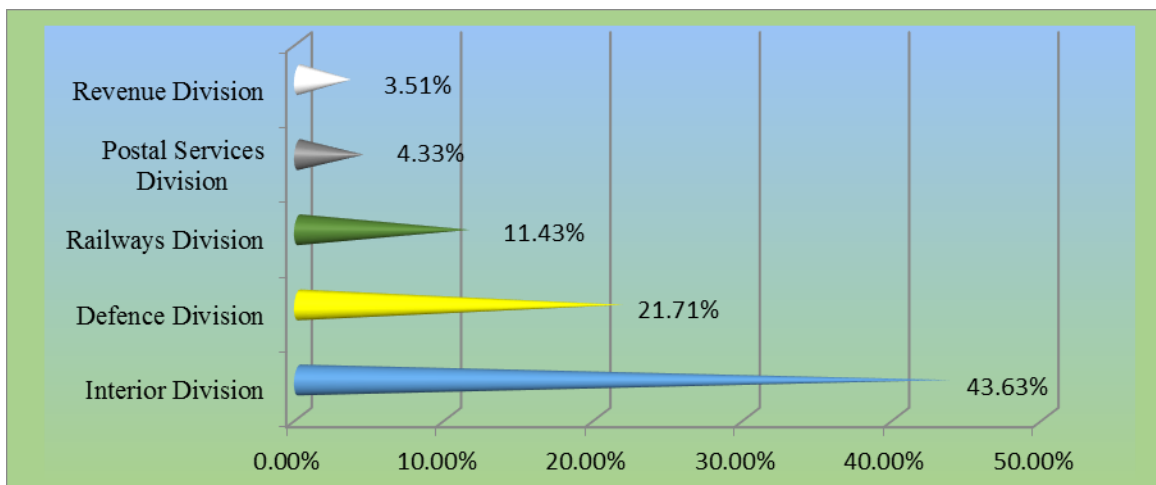
Figure-12: Office Wise Distribution of Employees in BS 17-22.



27. Moreover, out of the actual strength 58,601 employees working in BS 1-16, Interior Division ranked first with 43.63% share due to Civil Armed Forces (CAF), followed by Defence Division with 21.71%, while Railways, Postal Services and Revenue Divisions ranked third, fourth and fifth with

11.43%, 4.33% and 3.51% shares respectively. The Cone chart in Figure-13 shows Division wise distribution of employees working in BS 1-16 on the basis of actual working strength.

Figure-13: Office Wise Distribution of Employees in BS 1-16.



## II. Ten Largest Divisions in Terms of Manpower

28. Ten largest Administrative Divisions are arranged in the Table-1 comparing actual working strength of all Divisions.

Table-1: Ten Largest Divisions in Terms of Manpower

Division	BS 17-22	BS 1-16	Total
Interior	2839	234982	237821
Defence	5180	116934	122114
Railways	515	61561	62076
Postal Services	301	23318	23619
Revenue	2117	18886	21003
Finance	3690	13440	17130
Aviation	572	12498	13070
Federal Education & Professional Training	3927	8421	12348
Planning Development and Reform	830	7089	7919
Communications	211	6895	7106

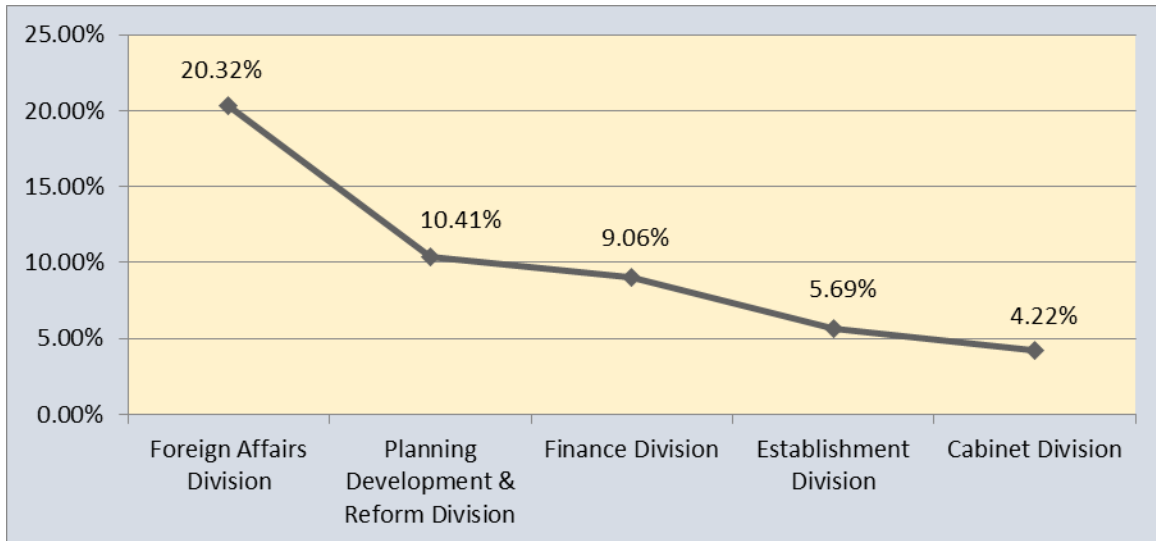
29. From Table-1, it is clear that Interior, Defence and Railways are the largest divisions followed by Postal Services, Revenue, Finance, Aviation, Federal Education & Professional Training, Planning & Reforms and

Communications Division in terms of manpower working in these divisions. In Interior Division 234,383 employees are working in BS 1-16 which include Civil Armed Forces viz a viz Rangers, Frontier Constabulary, Frontier Corps, Coast Guards and Gilgit Baltistan Scouts.

### III. Position of Employees in Main Secretariat

30. There are total 13,222 employees working in main secretariat, out of those 2,372 are in BS 17-22 and 10,850 in BS 1-16. For BS 17-22 out of actual working strength of 2,372 the major part 20.32% is working in Foreign Affairs Division. The Planning Development and Reform Division ranks 2<sup>nd</sup> with 10.41% of the actual strength of BS 17-22. Finance Division with 9.06%, Establishment Division with 5.69% and Cabinet Division with 4.22% share stand third, fourth and fifth respectively. The actual position of employees working in main secretariat is depicted in Figure-14.

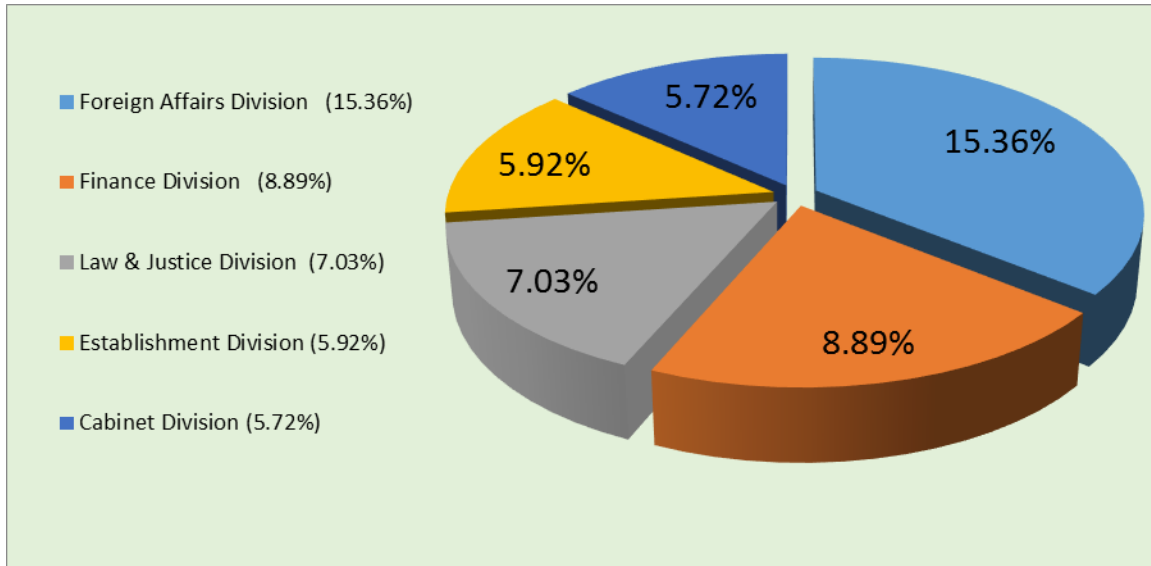
Figure-14: Distribution of Employees in Main Secretariat in BS 17-22.



31. With regard to 10,850 Federal Government employees in BS 1-16 working in secretariat, maximum employees i.e. 15.36% are in Foreign Affairs Division, followed by Finance Division with 8.89%, Law & Justice Division, Establishment Division and Cabinet Division with 7.03%, 5.92%

and 5.72% share respectively. The pie chart at Figure-15 shows actual employees of BS 1-16 working in main secretariat.

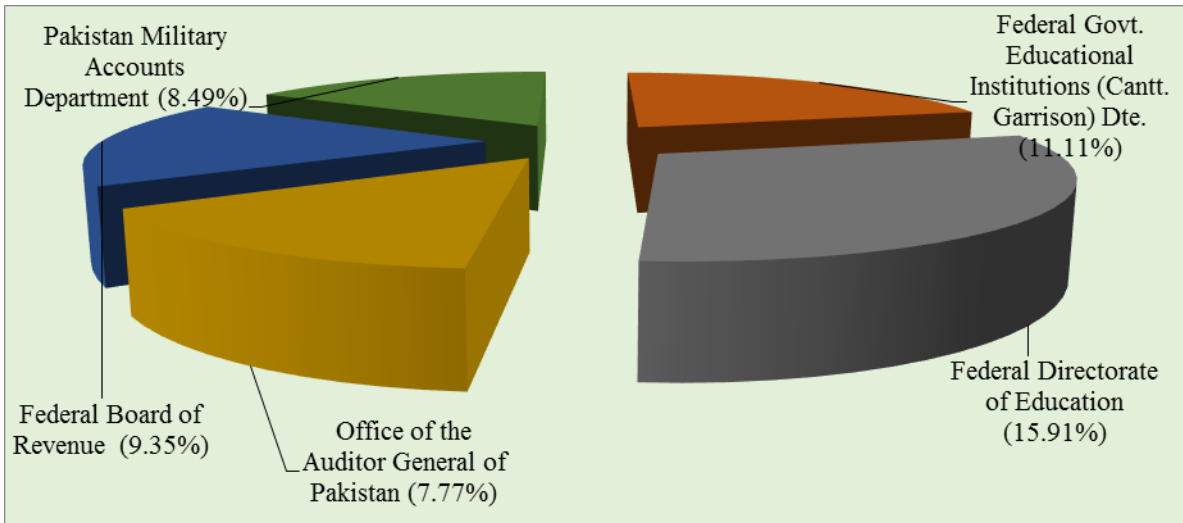
Figure-15: Distribution of Employees in Main Secretariat in BS 1-16.



#### IV. Position of Employees in Attached Departments and Subordinate Offices

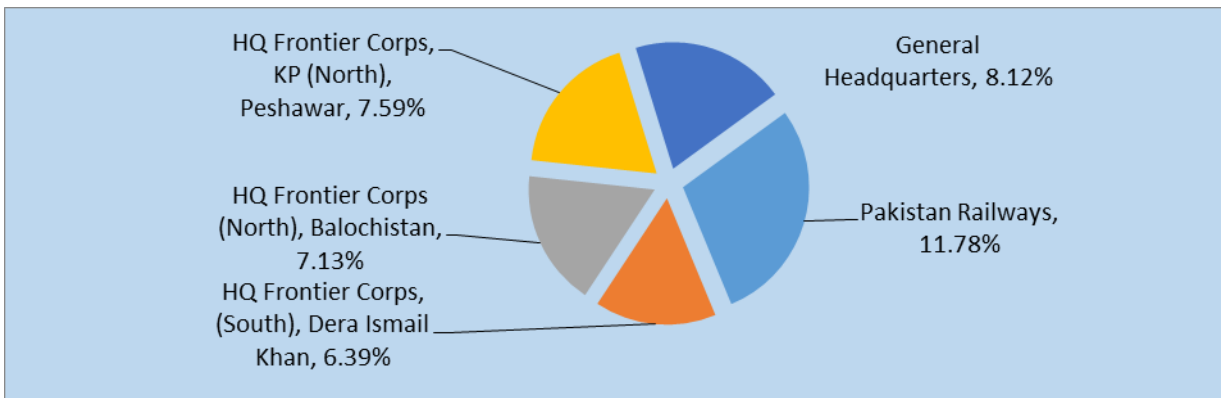
32. Total 543,607 employees of Federal Government are working in attached departments and subordinate offices other than main secretariat and among these employees 22,583 are working in BS 17-22 while 521,024 are working in BS 1-16. For officers working in BS 17-22, the Federal Directorate of Education ranks first with 15.91%, Federal Government Educational Institutions (Cantt. / Garrison) Directorate with 11.11% and Federal Board of Revenue with 9.35% secured second & third positions respectively. Office of the Auditor General of Pakistan and Pakistan Military Accounts Department with 7.77% and 6.31% remain fourth and fifth positions respectively. A pie chart at Figure-16 reflects the actual position of these employees.

Figure-16: Distribution of Employees in Attached Departments in BS 17-22.



33. As regards employees in BS 1-16 in attached departments and subordinate offices, out of total 521,024 employees, Pakistan Railways and General Headquarters rank first and second with 11.78% and 8.12% respectively, whereas third, fourth and fifth ranking go to HQ Frontier Corps KP (North) Peshawar and HQ Frontier Corps (North) Balochistan, Quetta and HQ Frontier Corps (South) Dera Ismail Khan with 7.59%, 7.13% and 6.39% respectively. Figure-17 shows these shares.

Figure-17: Employees in Attached Departments in BS 1-16.



## V. Ten Largest Attached Departments / Subordinate Offices in Terms of Manpower

34. Ten largest attached departments / subordinate offices are arranged in the Table-2 using actual working strength in all attached departments / subordinate offices of the Federal Government throughout the country.



Table-2: Ten Largest Attached Departments / Subordinate Offices

Departments	BS 17-22	BS 1-16	Total
Pakistan Railways HQ	473	61378	61851
General Headquarters	204	42296	42500
HQ Frontier Corps KP (North), Peshawar	574	39554	40128
HQ Frontier Corps Balochistan (North), Quetta	290	37169	37459
HQ Frontier Corps (South) KP, D.I.Khan	12	33314	33326
Pakistan Air Force, Peshawar	29	33058	33087
HQ Frontier Constabulary KP, Peshawar	61	26948	27009
HQ Pakistan Rangers, Sindh, Karachi	509	25658	26167
HQ Frontier Corps (South) Balochistan, Turbat	179	25962	26141
Pakistan Post Office Department (Over all Pakistan)	292	23290	23582

## **SECTION-D: FEMALE EMPLOYEES IN FEDERAL GOVERNMENT**

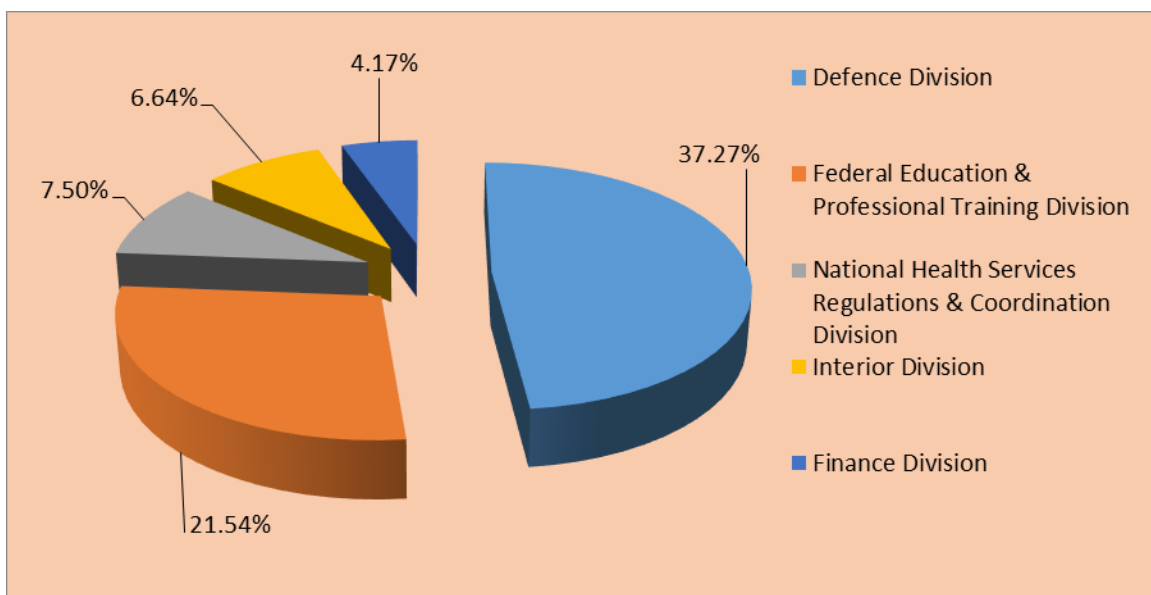
35. The position of female employees working in Federal Government has been analyzed in this section. Distribution of female employees in different divisions in Federal secretariat, attached departments and subordinate offices has been discussed. The analysis also has been extended up to basic scale wise females working in Federal Government.

### **I. Distribution of Female Employees in Divisions**

36. Total 28,230 female employees are working in Federal Government, out of them 6,144 are in BS 17-22 while 22,086 are working in BS 1-16. The analysis reveals that the Defence Division is the largest administrative unit in terms of female employees with share of 37.27% in the total female work

force because of sizeable employment in its departments. The second largest unit is the Federal Education & Professional Training Division with 21.54% of the total female employees due to large number of female Teachers. National Health Services Regulations & Coordination, Interior and Finance Divisions remain third, fourth and fifth with share of 7.50%, 6.64% and 4.17% respectively out of the total female employees. Bar chart at Figure-18 reflects overall manpower distribution of female employees in the above mentioned five Divisions.

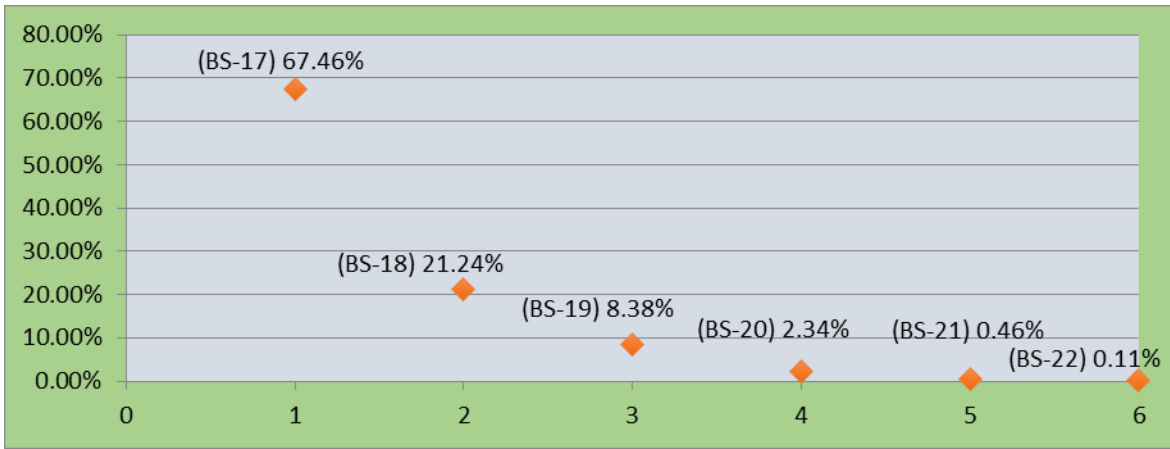
Figure-18: Distribution of Female Employees in Divisions.



## II. Basic Scale Wise Distribution of Female Employees

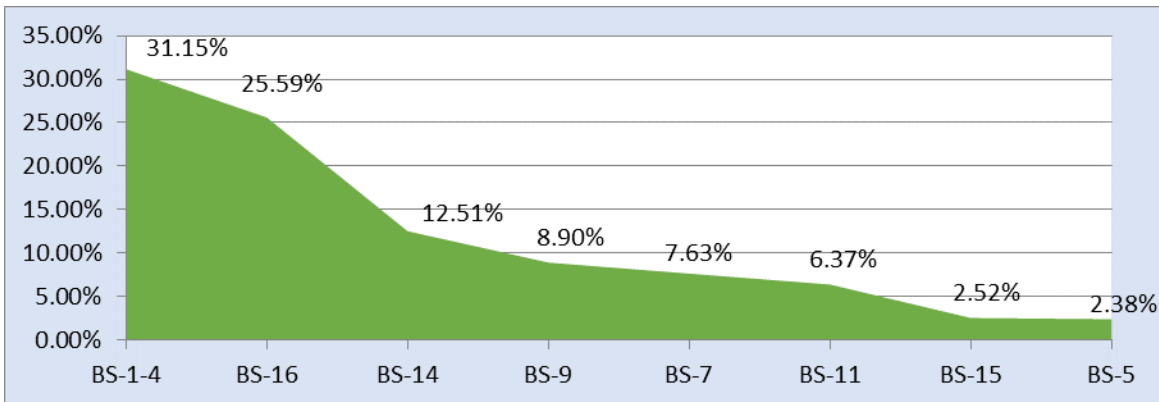
37. Basic scale wise analysis of actual strength of 28,230 female employees shows that share of BS 17-22 is 21.76% and share of BS 1-16 is 78.24%. Out of 6,144 female employees in BS 17 to 22, 67.46% are in BS-17, 21.24% in BS-18, 8.38% in BS-19, 2.34% in BS-20, 0.46% in BS-21 and 0.11% in BS-22 working in Federal Government. Figure-19 shows these shares.

Figure-19: Distribution of Female Employees in BS 17-22.



38. Among 22,086 female employees working in BS 1-16, there are 25.59% in BS-16, 12.51% in BS-14, 8.90% in BS-9, 7.63% in BS-7, 6.37% in BS-11, 2.52% in BS-15, 2.38% in BS-5 and 31.15% are in BS 1-4 while others have minor share. Figure-20 depicts these shares.

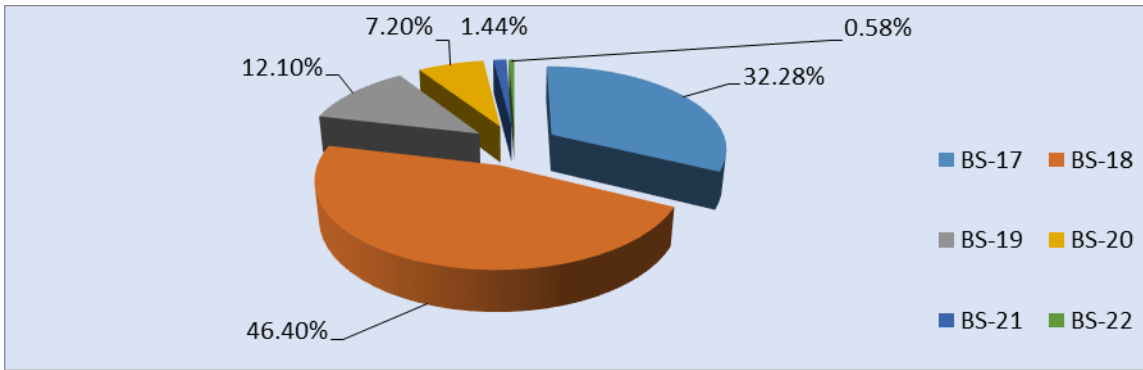
Figure-20: Distribution of Female Employees in BS 1-16.



### III. Distribution of Female Employees in Federal Secretariat

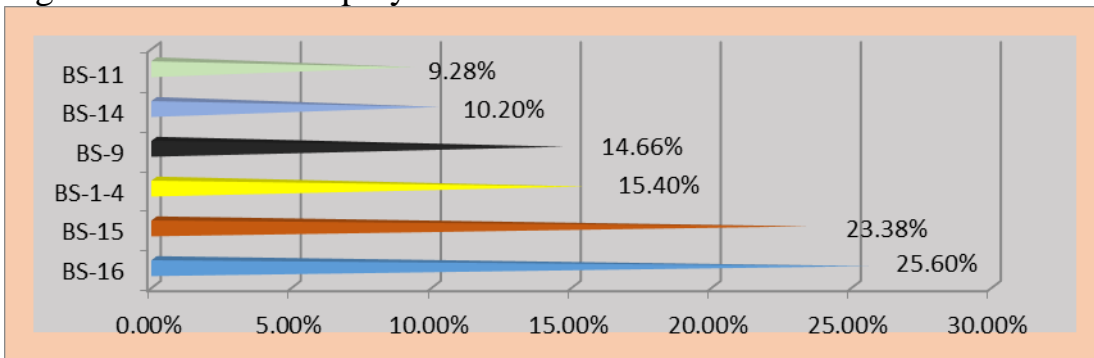
39. In Federal Secretariat total working strength of female employees is 886 out of which 39.16% are in BS 17 to 22 while 60.84% are in BS 1 to 16 showing biggest portion is working in BS 1 to 16. Out of total 347 female officers working in Federal Secretariat, 46.40% are in BS-18, 32.28% in BS-17, 12.10% in BS-19, 7.20% in BS-20, 1.44% in BS-21 and 0.58% are working in BS-22. Pie chart in Figure-21 reflects of percentage share of female officers working in Federal Secretariat.

Figure-21: Female Employees in Federal Secretariat in BS 17-22.



40. Female employees in BS 1 to 16 working in Federal Secretariat are 539, out of that 25.60% in BS-16, 23.38% in BS-15, 14.66% in BS-9, 10.20% in BS-14, 9.28% in BS-11 and 15.40% in BS 1 to 4 are working in the Federal Secretariat. The Bar chart in Figure-22 reflects the percentage share of female officials working in Federal Secretariat.

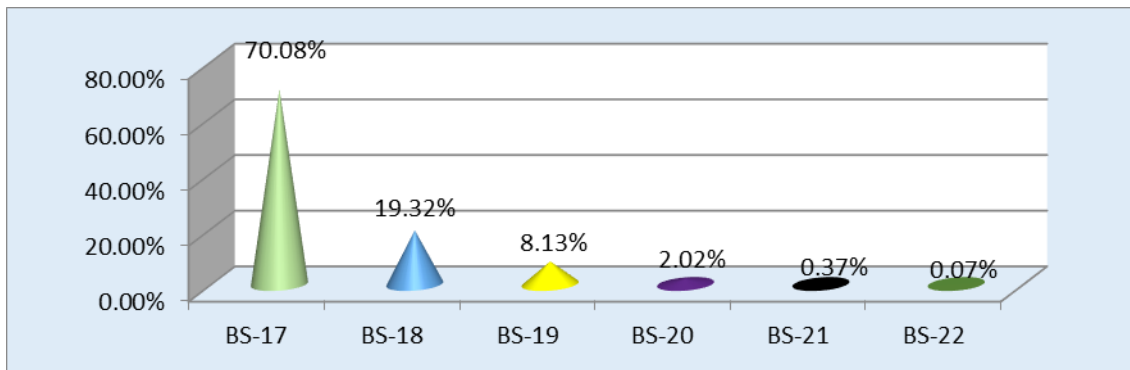
Figure-22: Female Employees in Federal Secretariat in BS 1-16.



#### IV. Female Employees in Attached Departments

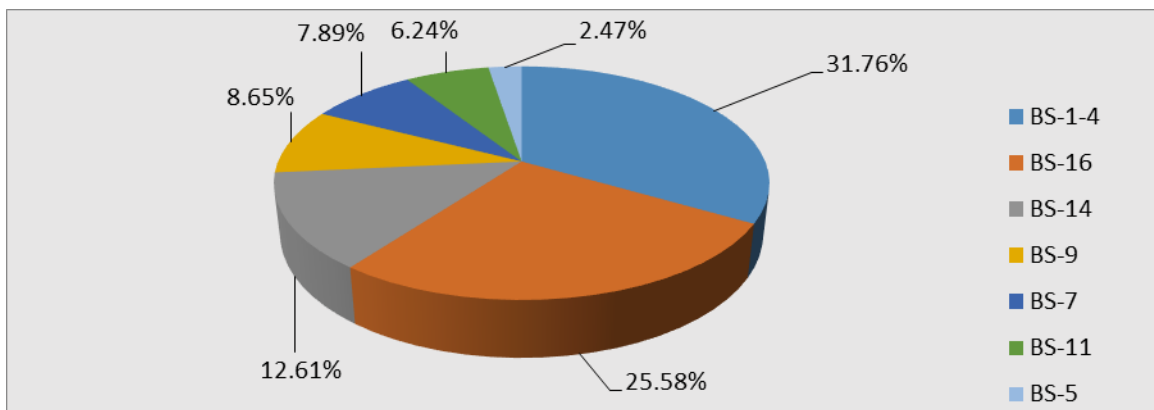
41. Total 26,939 females are working in attached departments and subordinate offices, out of that 5,656 (21.00%) are working in BS 17 to 22. Out of these 5,656 females, 70.08% are in B-17, 19.32% in BS-18, 8.13% in BS-19, 2.02% in BS-20, 0.37% are working in BS-21 and 0.07% in BS-22 respectively. These percentages are reflected in Figure-23.

Figure-23: Female Employees in Attached Departments in BS 17-22.



42. Out of 21,283 females in BS 1 to 16 working in attached departments and subordinate offices, there are 25.58% in BS-16, 12.61% in BS-14, 8.65% in BS-9, 7.89% in BS-7, 6.24% in BS-11, 2.47% in BS-5 and 31.76% are in BS 1 to 4, while other scales have minor share individually. Figure-24 shows the percentage shares of female officials working in attached departments.

Figure-24: Female Employees in Attached Departments in BS 1-16.



## SECTION-E: EMPLOYEES OF CONSTITUTIONAL BODIES

43. Section-E is specified for analysis of Federal Government employees working in 11 Constitutional Bodies of Federal Government. The analysis uncovers basic scale wise employees and female employees working in the Constitutional Bodies.

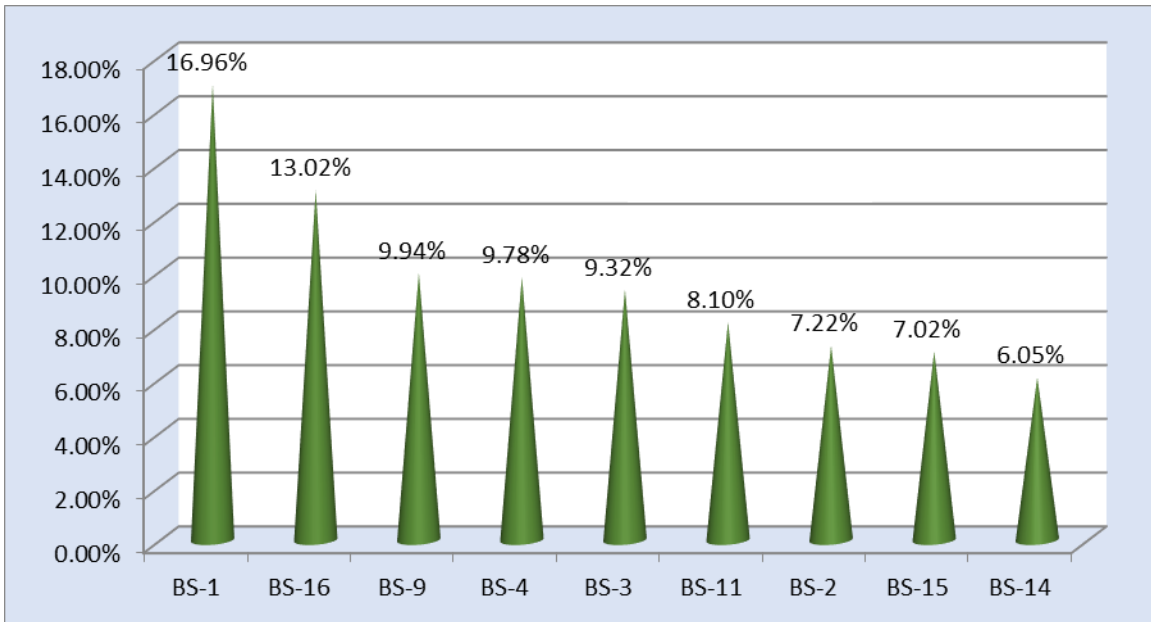
### I. Overall Position of Employees in Constitutional Bodies

44. There are total 8,253 employees working in Constitutional Bodies, having shares of Election Commission of Pakistan (2330) 28.23%, National Accountability Bureau (1885) 22.84%, Senate Secretariat (1027) 12.44%, Supreme Court of Pakistan (657) 7.96%, Wafaqi Mohtasib (Ombudsman)'s Secretariat (536) 6.49%, President's Secretariat (Personal) (479) 5.80%, %, Prime Minister's Office (Public) (460) 5.57%, Prime Minister's Office (Internal) (318) 3.85%, President's Secretariat (Public) (265) with 3.2%, Federal Tax Ombudsman Secretariat (193) 2.34% and Council of Islamic Ideology (103) 1.25% respectively.

## **II. Basic Scale Wise Distribution of Employees Working in Constitutional Bodies**

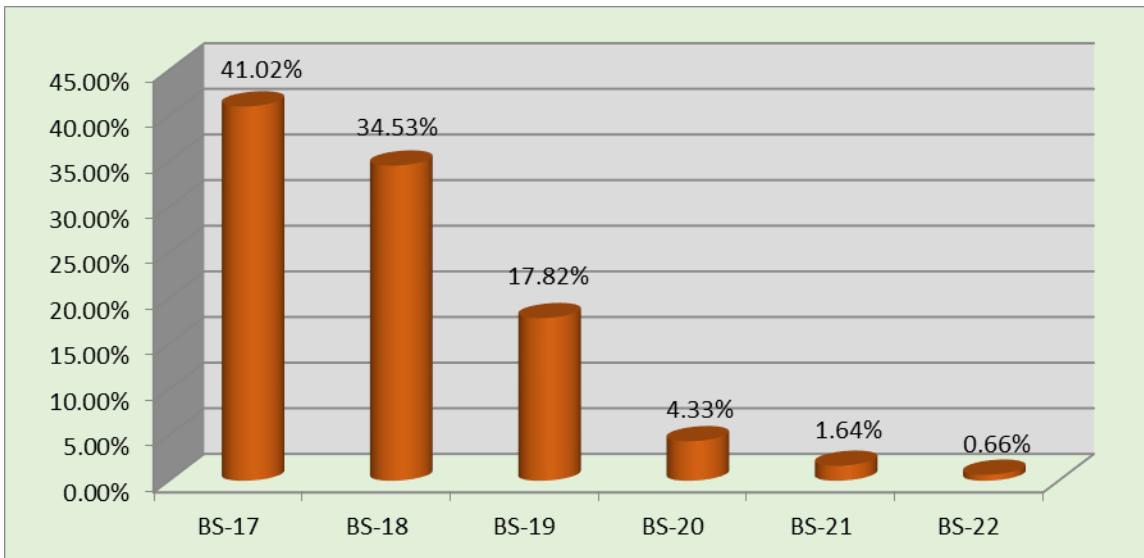
45. The analysis of employees in BS 1-16 working in Constitutional Bodies shows that BS-1 has 16.96% share in actual strength of 6,727 BS-16 has 13.02%, BS-9 has 9.94%, BS-4 has 9.78, BS-3 has 9.32%, BS-11 has 8.10%, BS-2 has 7.22%, BS-15 has 7.02% and BS-14 has 6.05 share while other scales have less than 4% share. Figure-25 reveals percentage share of officials working in Constitutional Bodies.

Figure-25: Employees Working in Constitutional Bodies in BS 1-16.



46. In respect of the actual strength of 1,526 officers working in BS 17-22, share of BS-17 is 41.02% while share of each, BS-18, BS-19, BS-20, BS-21 and BS-22 is 34.53%, 17.82%, 4.33%, 1.64%, and 0.66% respectively. Figure-26 shows actual position of employees working in Constitutional Bodies in BS 17-22.

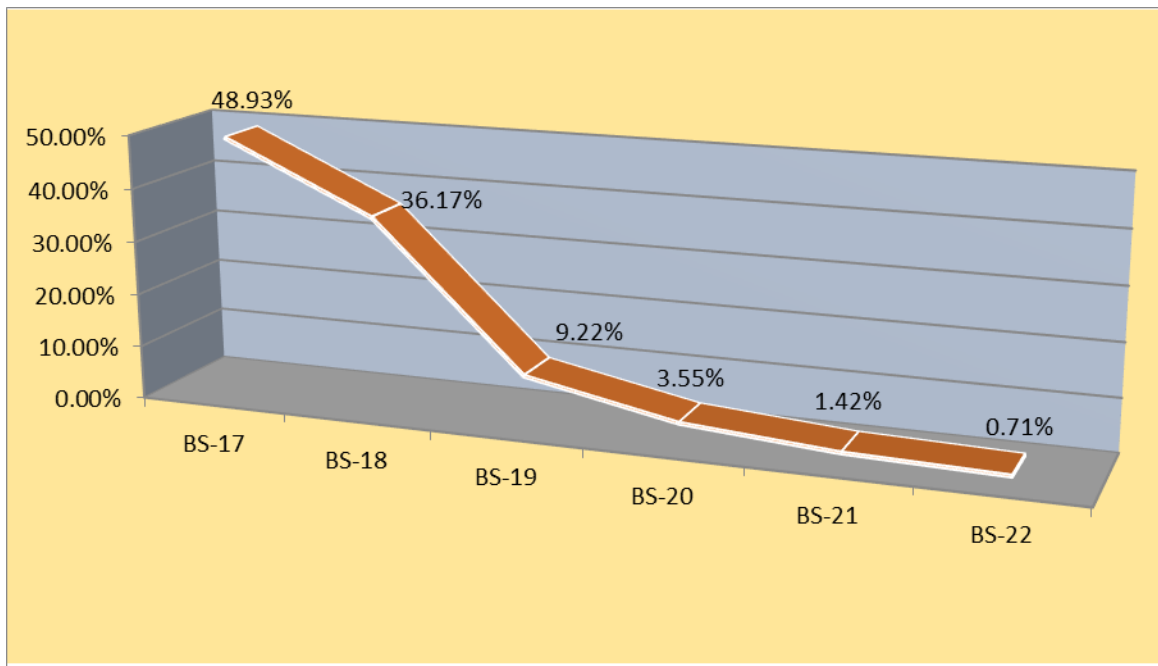
Figure-26: Employees Working in Constitutional Bodies in BS 17-22.



### III. Distribution of Female Employees in Constitutional Bodies

47. In Constitutional Bodies total working strength of female employees is 405 out of which 34.81% are in BS 17 to 22 while 65.19% are in BS 1 to

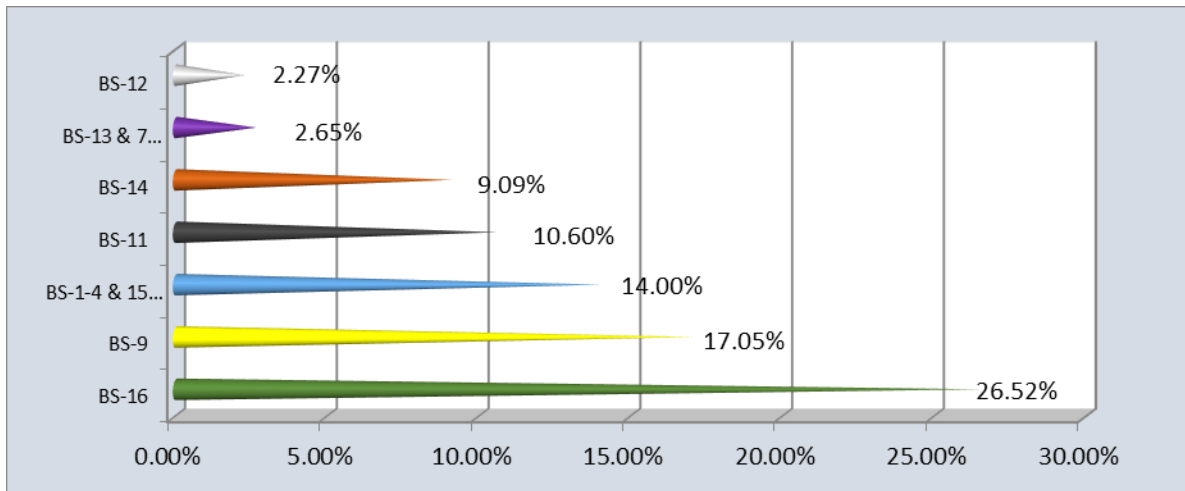
16 showing biggest portion is working in BS 1 to 16. Out of total female officers working in Constitutional Bodies, 48.93% are in BS-17, 36.17% in BS-18, 9.22% in BS-19, 3.55% in BS-20, 1.42% in BS-21 and 0.71% are working in BS-22. Line chart in Figure-27 shows the percentage shares of female officers working in Constitutional Bodies. Figure-27: Female Employees in Constitutional Bodies in BS 17-22.



48. Female employees in BS 1 to 16 working in Constitutional Bodies are 264, out of that 26.52% in BS-16, 17.05% in BS-9, 14.01 in BS-15 and 1-4 each, 10.60% in BS-11, 9.09% in BS-14, 2.65% in BS-13 & BS-7 each and 2.27% in BS-12 are working in the Constitutional Bodies. The Bar chart in Figure-28 shows the percentage share of female employees (BS 1-16) working in Constitutional Bodies.

Figure-28: Female Employees of Constitutional Bodies in BS 1-16.





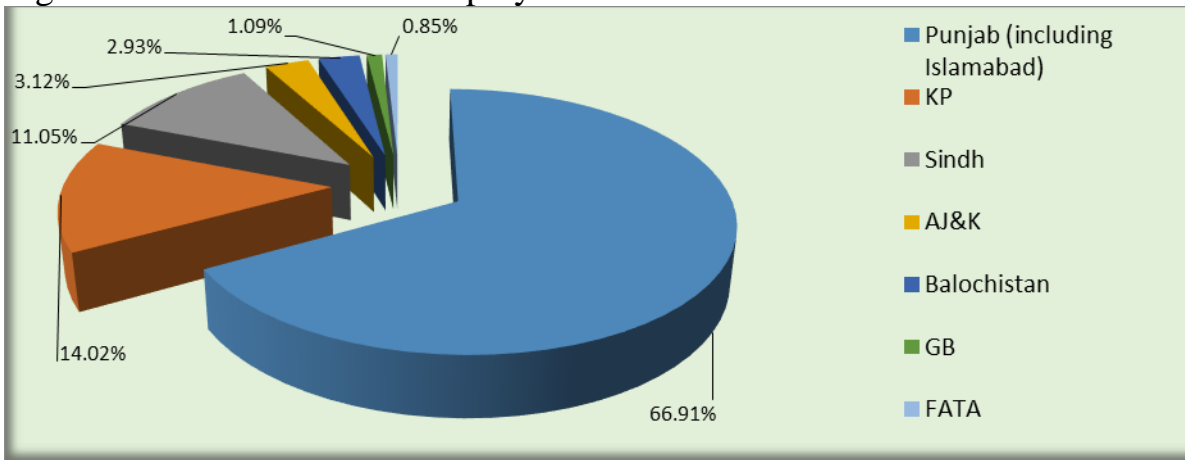
## **SECTION-F: DOMICILE WISE EMPLOYEES IN DIFFERENT OFFICES**

49. This section provides domicile wise analysis of total as well as female Federal Government employees working in main secretariat, attached departments and subordinate offices.

### **I. Domicile Wise Federal Government Employees in Main Secretariat**

50. Among 13,222 Federal Government employees working in BS 1-22 in the Federal Secretariat, having Punjab domicile are 66.91% (including 14.20% Islamabad) ranked first while second largest share goes to Khyber Pakhtunkhwa with 14.04%. The third, fourth and fifth positions go to Sindh with 11.05% (6.75% for Sindh Rural and 4.30% Sindh Urban), Azad Jammu & Kashmir with 3.12%, Balochistan 2.93%, while Gilgit Baltistan with 1.09% and Federally Administered Tribal Areas with 0.85% stand at sixth and seventh positions respectively. Figure-29 indicates domicile wise positions of Federal Government employees in main secretariat.

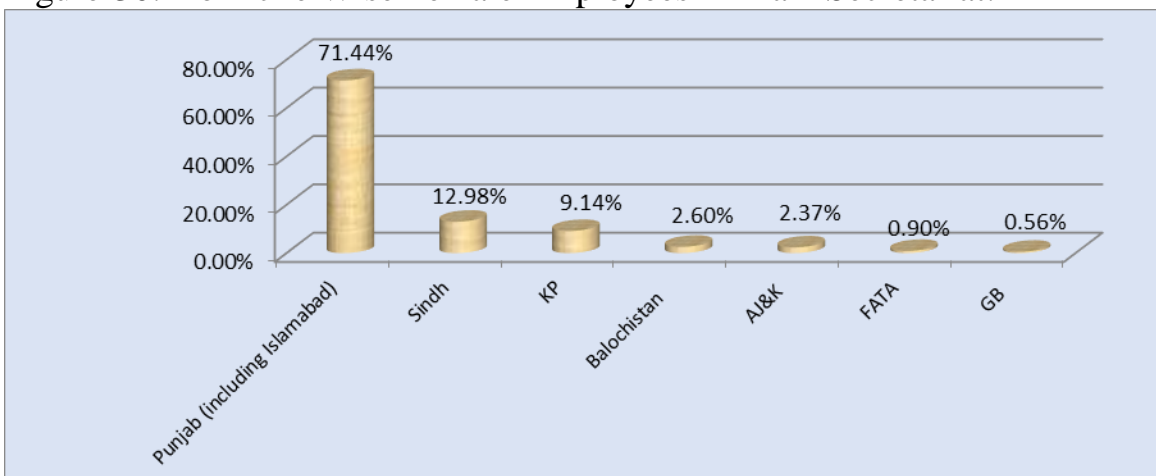
Figure-29: Domicile Wise Employees in Main Secretariat.



## II. Domicile Wise Female Employees in Main Secretariat

51. Among 886 female employees working in main secretariat, the Punjab province with 71.44% (including 11.29% Islamabad) has largest share while Sindh province has second position with 12.98% (4.74% for Sindh Rural and 8.24% for Sindh Urban), Khyber Pakhtunkhwa with 9.14% stands at third position, Balochistan with and Azad Jammu & Kashmir 2.60% and 2.37% at fourth and fifth, Federally Administered Tribal Areas with 0.90% at sixth and Gilgit Baltistan with 0.56% is at the bottom of share. The actual domicile wise position of female employees in main secretariat is given at Figure-30.

Figure-30: Domicile Wise Female Employees in Main Secretariat.

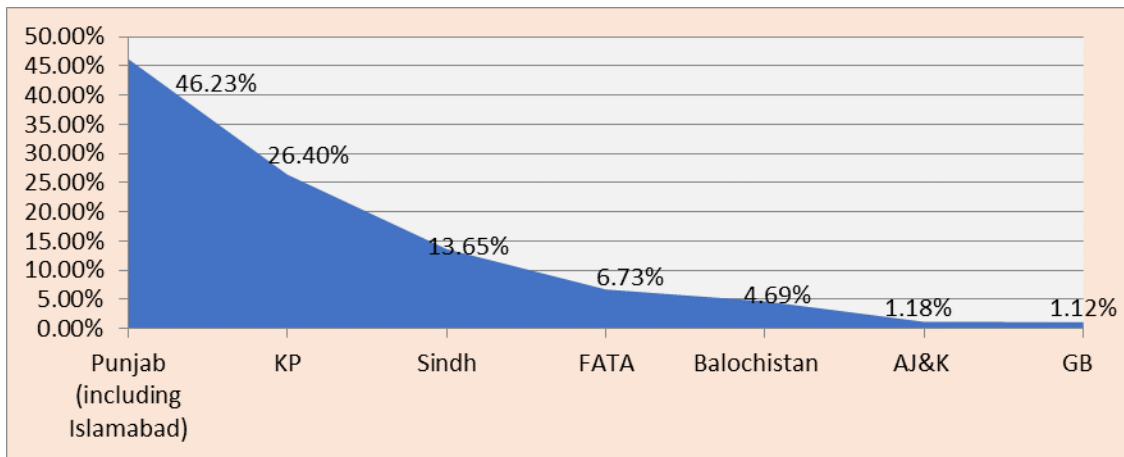


## III. Domicile Wise Employees Working in Attached Departments

52. Among 543,607 Federal Government employees working in attached departments and subordinate offices, Punjab with 46.23% (including 1.90%

Islamabad), Khyber Pakhtunkhwa with 26.40%, Sindh with 13.65%, Federally Administered Tribal Areas with 6.73%, Balochistan with 4.69%, Azad Jammu & Kashmir with 1.18% and Gilgit Baltistan with 1.12% stand at their respective positions. Domicile wise position of Federal Government employees working in attached departments and subordinate offices is reflected at Figure-31.

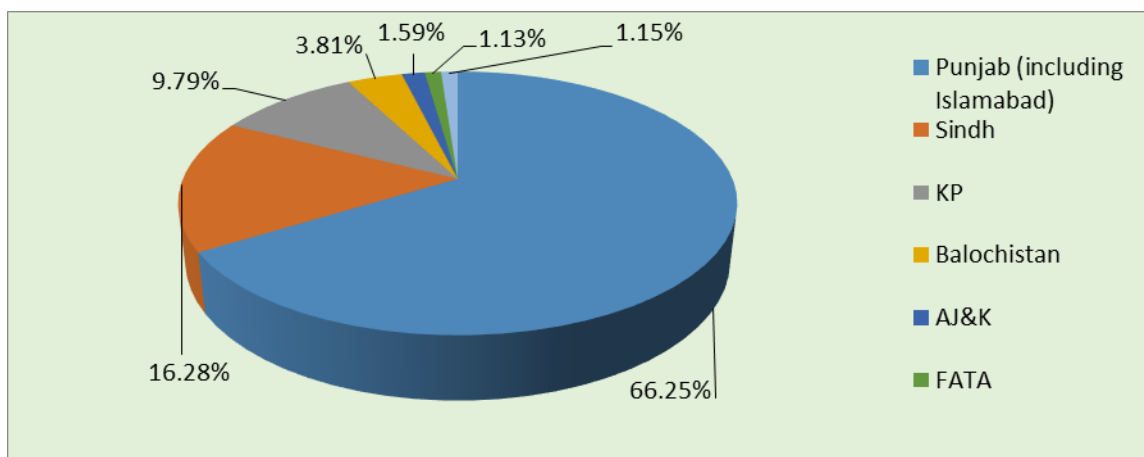
Figure-31: Domicile Wise Employees in Attached Departments.



#### IV. Domicile Wise Female Employees Working in Attached Departments and Subordinate Offices

53. Among 26,939 female employees working in attached departments and subordinate offices, the largest share of 66.25% goes to the Punjab (including 8.36% Islamabad), while Sindh with 16.28%, Khyber Pakhtunkhwa with 09.79%, Balochistan with 3.81%, Azad Jammu & Kashmir with 1.59%, Gilgit Baltistan with 1.15% and Federally Administered Tribal Areas with 1.13% shares respectively. Figure-32 shows domicile wise position of female employees working in attached departments and subordinate offices.

Figure-32: Domicile Wise Female Employees in Attached Departments.



## SECTION-G: ANALYSIS OF OCCUPATIONAL GROUPS

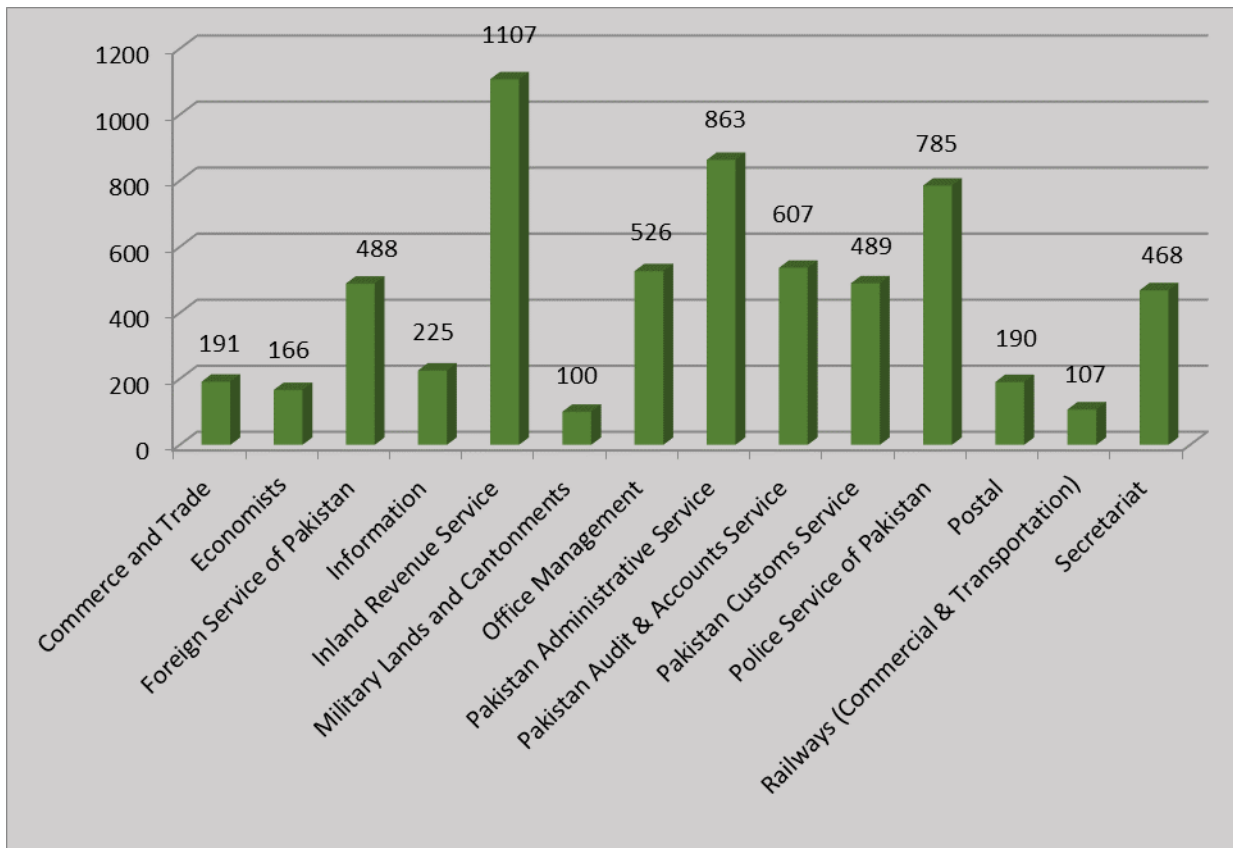
54. This section reveals analysis of overall occupational groups and females working in occupational groups and services. These groups also include economist group as well. Employees of these groups are recruited in BS-17 through competitive examination conducted by Federal Public Service Commission (FPSC) and then are promoted upto BS-22 as compared to ex-cadre posts which are recruited directly through FPSC in BS-17 and to a certain percentage in BS-18 to onward.

### I. Position of Occupational Groups

55. There are 6,312 employees working in 14 occupational groups in Federal Government of Pakistan. Out of total 26,481 employees in BS 17-22, Inland Revenue Service remained predominant with a strength of 1107 having a share of 17.54% of the total number of employees in occupational groups. This is followed by Pakistan Administrative Service (863) with 13.67%, Police Service of Pakistan (785) with 12.44%, Pakistan Audit & Accounts Service (607) with 9.62%, Office Management (526) with 8.33%, Pakistan Customs Service (489) with 7.75%, Foreign Service of Pakistan (488) with 7.73%, Secretariat (468) with 7.41%, Information (225) with 3.56%, Commerce & Trade (191) with 3.03%, Postal (190)

with 3.01%, Economists (166) with 2.63%, Railways (Commercial & Transportation) (107) with 1.70 %, Military Lands & Cantonments (100) with 1.58% shares respectively. However, 6312 cadre employees have 23.84% share and ex-cadre employees have 76.16% share in all the employees working in BS 17 to 22. Bar chart in Figure-33 shows the distribution of cadre employees.

Figure-33: Position of Occupational Groups.

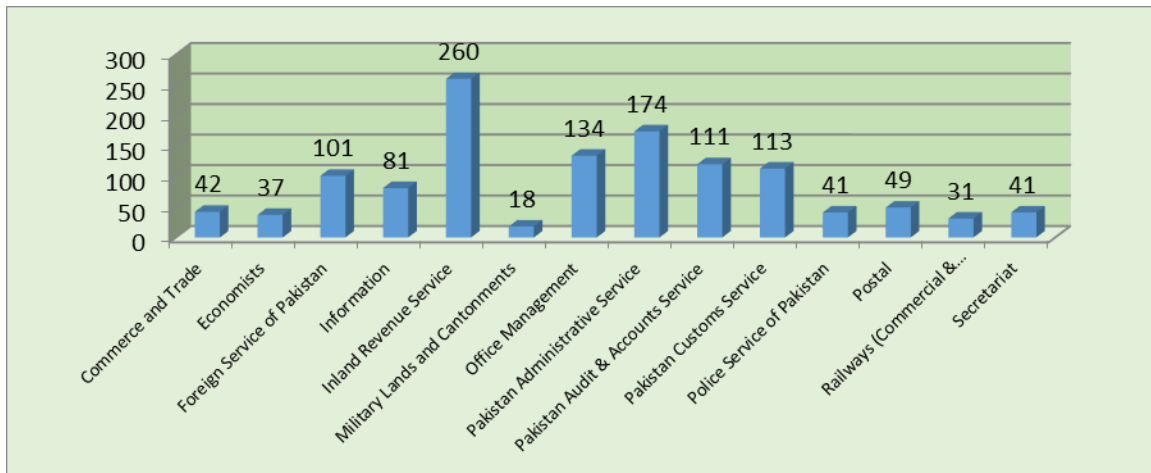


## II. Female Officers in Occupational Groups

56. Total 6312 female employees are working in BS 17 to 22 out of whom 1233 are in occupational groups. Out of total females working in groups, Inland Revenue Service remained predominant having (260) with 21.09% female officers working in BS 17-22, this is followed by Pakistan Administrative Service (174) with 14.11%, Office Management (134) with 10.87%, Pakistan Audit & Accounts Service (111) with 9.00%, Pakistan Customs Service (113) with 9.16%, Foreign Service of Pakistan (101) with 8.19%, Information have (81) with 6.57, Postal (49) with 3.97%, Commerce & Trade (42) with 3.41%, Police Service of Pakistan and Secretariat (41) with 3.33% each, Economists (37) with 3.00%, Railways

(Commercial & Transportation) (31) with 2.51% and Military Lands & Cantonments (18) with 1.46%. However, 1233 cadre female employees have 20.07% share in total female employees while 4911 ex-cadre female employees are 79.93% of total female employees in BS 17 to 22 in Federal Government of Pakistan. Figure-34 shows the position of female officers in occupational groups.

Figure-34: Female Officers in Occupational Groups.

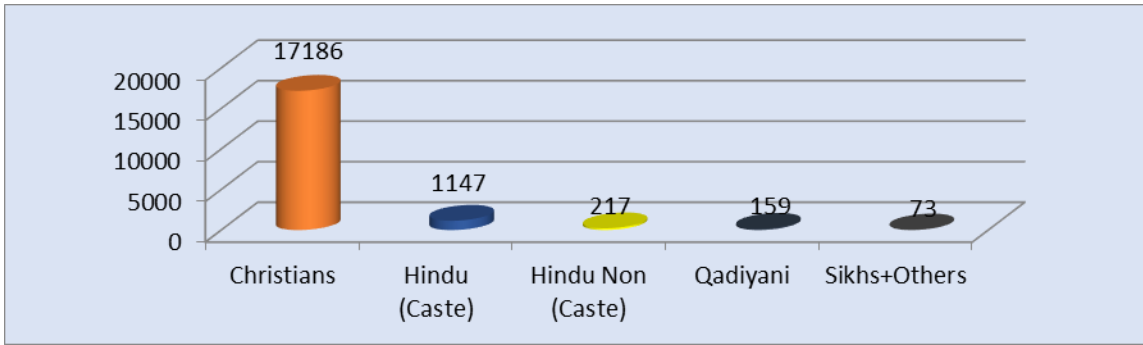


## SECTION-H: ANALYSIS OF NON-MUSLIM EMPLOYEES AND MANAGEMENT POSITION SCALES

### I. Non-Muslim Employees

57. Out of total strength of 18,782 Federal Government non-muslim employees, a sizable number of 17,186 (91.50%) are Christians, whereas 159 (0.85%) are Qadiyani, 1147 (6.11%) are Hindus (caste), 217 (1.15%) are Hindus (non-caste), 20 (0.11%) are Sikhs and 53 (0.37%) belong to the other non-muslim religions. Bar chart in Figure-35 shows the actual number of non-muslim employees.

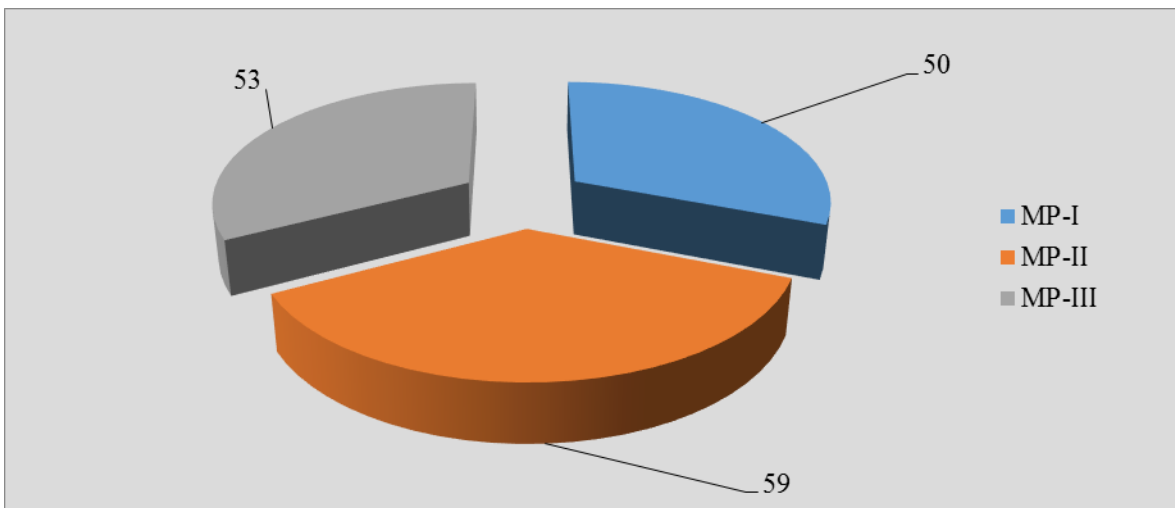
Figure- 35: Actual Number of Non-Muslim Employees.



## II. Management Position Scales

58. The data about Management Position (MP) scales reveal that there are total 162 sanctioned posts in the Federal Government Offices. Out of 162 posts 50 are in MP-I, 59 in MP-II and 53 in MP-III. Figure 36 reflects the numbers of sanctioned posts in Management Position Scales.

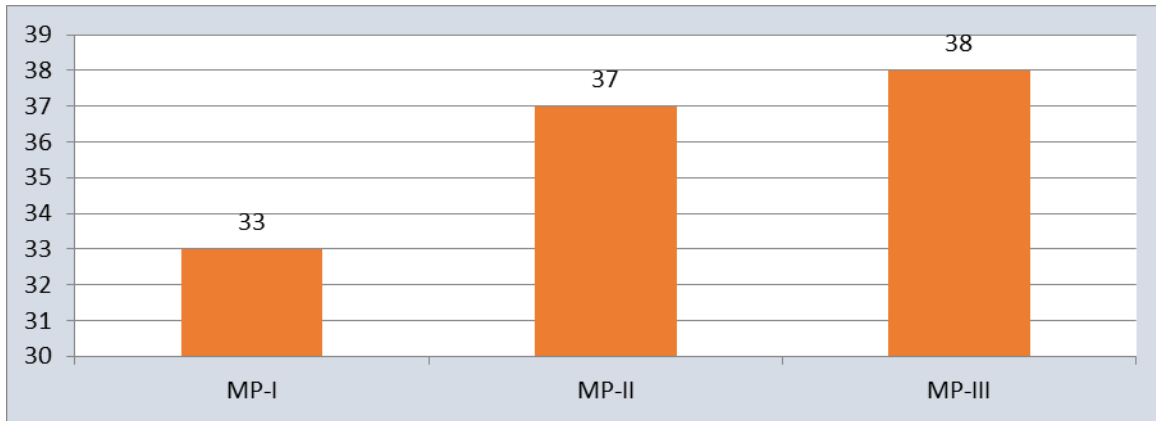
Figure- 36: Sanctioned Strength in Management Position Scales



## III. Working Officers in Management Position Scales

59. The data about Management Position (MP) scales reveal that there are total 108 officers working in the Federal Government Offices. Out of 108 officers, 33 are working in MP-I, 37 in MP-II and 38 in MP-III. Figure 37 reflects the number of officers working in MP Scales.

Figure- 37: Officers Working in Management Position Scales



**SECTION-I: DESIGNATION WISE EMPLOYEES STATISTICS WORKING IN MAIN MINISTRIES / DIVISIONS (FEDERAL SECRETARIAT)**

60. Special data collection exercise was initiated during 2019-20 to estimate accurately and identify/enlist the designations of employees working in Federal Secretariat. The designation wise detail of officers (BS 17-22) working in Federal Secretariat is presented in table-(33) while table-(32) reflects the designation wise strength of officials (BS 1-16) working in Federal Secretariat. 2372 Officers (BS-17 to 22) working in Federal Secretariat including the cadre officer of 14 Occupational Groups as well as ex-cadre officers. In addition to this Private Secretary & Senior Private Secretary are also part of the Federal Secretariat work force. 10850 Officials (BS-1 to 16) are working against 12996 sanction post in Federal Secretariat. The information contained in these tables will help the training institutes to identify the strength and designation of their target population. This information will serve as bench mark for planning and in deciding course outline/contents of their training programme.



# **STATISTICAL TABLES**

**TABLE (1-A)**  
**SANCTIONED AND ACTUAL STRENGTH OF EMPLOYEES BY BASIC SCALE AND DOMICILE**  
**INCLUDING CIVIL ARMED FORCES**

BASIC SCALE	SANCTIONED POSTS	ACTUAL FILLED POSTS	DOMICILE									
			ISLAMABAD	PUNJAB	SINDH			KP	BALOCHISTAN	AJ&K	GB	FATA
					TOTAL	RURAL	URBAN					
22	109	89	1	55	9	3	6	16	3	4	0	1
21	517	389	1	209	84	38	46	64	15	5	2	9
20	1342	1090	31	617	186	106	80	151	46	19	8	32
19	3897	2876	96	1636	431	262	169	464	97	49	23	80
18	10272	7379	190	4076	1204	650	554	1135	388	159	79	148
17	21540	14658	655	8240	2309	1293	1016	2144	645	267	195	203
<b>Sub-Total</b>	<b>37677</b>	<b>26481</b>	<b>974</b>	<b>14833</b>	<b>4223</b>	<b>2352</b>	<b>1871</b>	<b>3974</b>	<b>1194</b>	<b>503</b>	<b>307</b>	<b>473</b>
16	46530	34150	975	19150	6318	3024	3294	5121	1365	492	294	435
15	7753	6002	271	2998	1185	510	675	997	232	120	89	110
14	27100	20588	532	10591	4144	1890	2254	3222	991	339	297	472
13	3301	2910	9	1781	614	358	256	298	125	34	31	18
12	5545	4395	151	1711	1120	462	658	949	139	60	27	238
11	33590	26822	583	12351	5050	1915	3135	5973	955	350	424	1136
10	4156	3534	34	1607	1175	235	940	591	49	49	3	26
9	54544	44030	1276	18135	6591	2783	3808	11900	2028	651	610	2839
8	10545	8983	29	4819	962	666	296	2345	380	85	44	319
7	65771	55762	904	24314	6130	2833	3297	16441	2633	766	555	4019
6	72946	67082	88	18480	4111	2316	1795	29220	2274	243	572	12094
5	131232	118840	458	39648	11306	6834	4472	44287	7211	1049	2182	12699
4	29372	23662	384	12486	4322	2145	2177	4091	1237	415	169	558
3	9629	8727	333	5084	1497	616	881	1114	429	158	56	56
2	48836	47249	1631	26224	6943	3182	3761	8018	2358	599	293	1183
1	83790	65865	4094	37602	11291	4552	6739	8285	2954	1127	319	193
<b>Sub-Total</b>	<b>634640</b>	<b>538601</b>	<b>11752</b>	<b>236981</b>	<b>72759</b>	<b>34321</b>	<b>38438</b>	<b>142852</b>	<b>25360</b>	<b>6537</b>	<b>5965</b>	<b>36395</b>
<b>Total</b>	<b>672317</b>	<b>565082</b>	<b>12726</b>	<b>251814</b>	<b>76982</b>	<b>36673</b>	<b>40309</b>	<b>146826</b>	<b>26554</b>	<b>7040</b>	<b>6272</b>	<b>36868</b>

**TABLE (1-B)**  
**SANCTIONED AND ACTUAL STRENGTH OF EMPLOYEES BY BASIC SCALE AND DOMICILE**  
**INCLUDING CIVIL ARMED FORCES**

BASIC SCALE	SANCTIONED POSTS	ACTUAL FILLED POSTS	DOMICILE										
			ISLAMABAD	PUNJAB	SINDH			KP	LOCHIST	AJ&K	GB	FATA	
					TOTAL	RURAL	URBAN						
22	0	1	0	0	0	0	0	0	0	1	0	0	0
21	6	4	0	4	0	0	0	0	0	0	0	0	0
20	18	16	2	12	0	0	0	1	0	1	0	0	0
19	363	281	23	166	25	18	7	46	5	9	4	3	
18	763	467	36	232	50	37	13	97	22	15	11	4	
17	1972	1210	123	692	144	85	59	155	42	16	20	18	
<b>Sub-Tota</b>	<b>3122</b>	<b>1979</b>	<b>184</b>	<b>1106</b>	<b>219</b>	<b>140</b>	<b>79</b>	<b>299</b>	<b>70</b>	<b>41</b>	<b>35</b>	<b>25</b>	
16	1278	1149	2	778	107	64	43	195	22	7	18	20	
15	333	331	7	118	5	4	1	136	7	0	0	58	
14	2615	2228	4	837	39	24	15	857	91	6	104	290	
13	1212	1192	2	851	145	100	45	138	17	14	17	8	
12	713	727	0	7	0	0	0	503	0	0	0	217	
11	6056	5343	6	1025	200	162	38	2731	190	20	261	910	
10	61	99	0	39	0	0	0	46	5	3	0	6	
9	14480	13189	7	2242	146	113	33	7430	428	18	309	2609	
8	6219	6096	10	3006	343	272	71	2063	306	30	26	312	
7	26240	25142	15	7852	624	458	166	11340	1253	89	200	3769	
6	53959	52273	10	8340	1535	1051	484	27826	1840	144	540	12038	
5	101384	96389	61	27511	6239	4281	1958	41602	5537	828	2102	12509	
4	3503	3123	0	1053	138	34	104	1301	230	10	5	386	
3	1048	289	0	0	3	0	3	264	0	0	3	19	
2	8032	8060	7	2849	568	192	376	3491	2	7	49	1087	
1	2195	2691	12	1457	24	12	12	725	399	19	7	48	
<b>Sub-Tota</b>	<b>229328</b>	<b>218321</b>	<b>143</b>	<b>57965</b>	<b>10116</b>	<b>6767</b>	<b>3349</b>	<b>100648</b>	<b>10327</b>	<b>1195</b>	<b>3641</b>	<b>34286</b>	
<b>Total</b>	<b>232450</b>	<b>220300</b>	<b>327</b>	<b>59071</b>	<b>10335</b>	<b>6907</b>	<b>3428</b>	<b>100947</b>	<b>10397</b>	<b>1236</b>	<b>3676</b>	<b>34311</b>	
<b>PERCENTAGE</b>		<b>100.00</b>	<b>0.15</b>	<b>26.81</b>	<b>4.69</b>	<b>3.14</b>	<b>1.56</b>	<b>45.82</b>	<b>4.72</b>	<b>0.56</b>	<b>1.67</b>	<b>15.57</b>	

**TABLE (1-C)**  
**SANCTIONED AND ACTUAL STRENGTH OF EMPLOYEES BY BASIC SCALE AND DOMICILE**  
**EXCULDDING CIVIL ARMED FORCES**

BASIC SCALE	SANCTIONED POSTS	ACTUAL FILLED POSTS	DOMICILE									
			ISLAMABAD	PUNJAB	SINDH			KP	LOCHIST.	AJ&K	GB	FATA
					TOTAL	RURAL	URBAN					
22	109	88	1	55	9	3	6	16	2	4	0	1
21	511	385	1	205	84	38	46	64	15	5	2	9
20	1324	1074	29	605	186	106	80	150	46	18	8	32
19	3534	2595	73	1470	406	244	162	418	92	40	19	77
18	9509	6912	154	3844	1154	613	541	1038	366	144	68	144
17	19568	13448	532	7548	2165	1208	957	1989	603	251	175	185
<b>Sub-Tota</b>	<b>34555</b>	<b>24502</b>	<b>790</b>	<b>13727</b>	<b>4004</b>	<b>2212</b>	<b>1792</b>	<b>3675</b>	<b>1124</b>	<b>462</b>	<b>272</b>	<b>448</b>
16	45252	33001	973	18372	6211	2960	3251	4926	1343	485	276	415
15	7420	5671	264	2880	1180	506	674	861	225	120	89	52
14	24485	18360	528	9754	4105	1866	2239	2365	900	333	193	182
13	2089	1718	7	930	469	258	211	160	108	20	14	10
12	4832	3668	151	1704	1120	462	658	446	139	60	27	21
11	27534	21479	577	11326	4850	1753	3097	3242	765	330	163	226
10	4095	3435	34	1568	1175	235	940	545	44	46	3	20
9	40064	30841	1269	15893	6445	2670	3775	4470	1600	633	301	230
8	4326	2887	19	1813	619	394	225	282	74	55	18	7
7	39531	30620	889	16462	5506	2375	3131	5101	1380	677	355	250
6	18987	14809	78	10140	2576	1265	1311	1394	434	99	32	56
5	29848	22451	397	12137	5067	2553	2514	2685	1674	221	80	190
4	25869	20539	384	11433	4184	2111	2073	2790	1007	405	164	172
3	8581	8438	333	5084	1494	616	878	850	429	158	53	37
2	40804	39189	1624	23375	6375	2990	3385	4527	2356	592	244	96
1	81595	63174	4082	36145	11267	4540	6727	7560	2555	1108	312	145
<b>Sub-Tota</b>	<b>405312</b>	<b>320280</b>	<b>11609</b>	<b>179016</b>	<b>62643</b>	<b>27554</b>	<b>35089</b>	<b>42204</b>	<b>15033</b>	<b>5342</b>	<b>2324</b>	<b>2109</b>
<b>Total</b>	<b>439867</b>	<b>344782</b>	<b>12399</b>	<b>192743</b>	<b>66647</b>	<b>29766</b>	<b>36881</b>	<b>45879</b>	<b>16157</b>	<b>5804</b>	<b>2596</b>	<b>2557</b>
<b>PERCENTAGE</b>		<b>100.00</b>	<b>3.60</b>	<b>55.90</b>	<b>19.33</b>	<b>8.63</b>	<b>10.70</b>	<b>13.31</b>	<b>4.69</b>	<b>1.68</b>	<b>0.75</b>	<b>0.74</b>

**TABLE-2**  
**ACTUAL STRENGTH OF FEMALE EMPLOYEES BY BASIC SCALE AND DOMICILE**

BASIC SCALE	ACTUAL FILLED POSTS	DOMICILE									
		ISLAMABAD	PUNJAB	SINDH			KP	BALOCHISTAN	AJ&K	GB	FATA
				TOTAL	RURAL	URBAN					
22	7	0	3	1	0	1	1	0	2	0	0
21	28	0	9	16	3	13	3	0	0	0	0
20	144	5	99	22	6	16	8	5	3	1	1
19	515	24	313	72	33	39	73	14	11	2	6
18	1305	59	746	207	100	107	166	61	35	12	19
17	4145	314	2418	633	321	312	458	153	74	47	48
<b>Sub-Total</b>	<b>6144</b>	<b>402</b>	<b>3588</b>	<b>951</b>	<b>463</b>	<b>488</b>	<b>709</b>	<b>233</b>	<b>125</b>	<b>62</b>	<b>74</b>
16	5652	441	3234	882	385	497	701	171	114	51	58
15	557	62	303	104	39	65	56	11	8	11	2
14	2762	222	1464	523	249	274	305	132	53	32	31
13	28	0	12	14	2	12	0	2	0	0	0
12	221	30	119	48	18	30	17	2	2	1	2
11	1407	87	801	298	74	224	116	69	21	10	5
10	27	5	14	4	0	4	2	0	1	1	0
9	1965	144	1125	411	105	306	154	47	35	29	20
8	98	5	59	25	7	18	4	0	5	0	0
7	1686	120	958	260	120	140	150	64	16	66	52
6	277	5	102	68	13	55	94	3	5	0	0
5	526	24	298	116	23	93	40	24	19	3	2
4	318	34	106	55	31	24	4	53	2	27	37
3	277	54	147	30	7	23	18	23	3	2	0
2	2819	298	1721	395	100	295	240	101	33	19	12
1	3466	459	2310	377	85	292	151	132	14	3	20
<b>Sub-Total</b>	<b>22086</b>	<b>1990</b>	<b>12773</b>	<b>3610</b>	<b>1258</b>	<b>2352</b>	<b>2052</b>	<b>834</b>	<b>331</b>	<b>255</b>	<b>241</b>
<b>Total</b>	<b>28230</b>	<b>2392</b>	<b>16361</b>	<b>4561</b>	<b>1721</b>	<b>2840</b>	<b>2761</b>	<b>1067</b>	<b>456</b>	<b>317</b>	<b>315</b>

<b>TABLE-3</b>													
<b>SANCTIONED AND ACTUAL STRENGTH OF EMPLOYEES IN FEDERAL SECRETARIAT BY BASIC SCALE AND DOMICILE</b>													
BASIC SCALE	SANCTIONED POSTS	ACTUAL FILLED POSTS	DOMICILE										
			ISLAMABAD	PUNJAB	SINDH			KP	BALOCHISTAN	AJ&K	GB	FATA	
					TOTAL	RURAL	URBAN						
22	58	49	0	33	7	2	5	5	2	2	0	0	
21	117	96	0	51	20	10	10	17	2	1	1	4	
20	358	272	7	158	40	22	18	42	9	8	2	6	
19	636	464	23	267	63	45	18	70	17	9	3	12	
18	1285	926	35	510	149	96	53	129	56	25	5	17	
17	799	565	24	318	88	51	37	89	26	8	8	4	
<b>Sub-Total</b>	<b>3253</b>	<b>2372</b>	<b>89</b>	<b>1337</b>	<b>367</b>	<b>226</b>	<b>141</b>	<b>352</b>	<b>112</b>	<b>53</b>	<b>19</b>	<b>43</b>	
16	2430	2022	96	1160	293	190	103	310	63	48	26	26	
15	1431	1240	65	677	184	111	73	183	49	39	30	13	
14	1467	996	70	487	186	119	67	138	65	20	20	10	
13	3	1	0	1	0	0	0	0	0	0	0	0	
12	74	60	10	31	6	4	2	8	1	3	1	0	
11	657	542	65	283	65	41	24	93	10	18	3	5	
10	5	3	0	1	1	1	0	0	0	0	1	0	
9	1332	1058	133	549	145	91	54	157	32	24	14	4	
8	5	4	0	4	0	0	0	0	0	0	0	0	
7	51	37	4	20	4	4	0	8	0	1	0	0	
6	17	10	2	5	1	0	1	1	0	0	1	0	
5	130	107	22	59	2	0	2	16	2	4	1	1	
4	1062	879	72	460	107	62	45	154	27	41	10	8	
3	244	165	27	89	4	2	2	31	0	11	3	0	
2	585	523	192	225	3	3	0	56	4	39	4	0	
1	3503	3203	1030	1582	94	39	55	349	23	111	11	3	
<b>Sub-Total</b>	<b>12996</b>	<b>10850</b>	<b>1788</b>	<b>5633</b>	<b>1095</b>	<b>667</b>	<b>428</b>	<b>1504</b>	<b>276</b>	<b>359</b>	<b>125</b>	<b>70</b>	
<b>Total</b>	<b>16249</b>	<b>13222</b>	<b>1877</b>	<b>6970</b>	<b>1462</b>	<b>893</b>	<b>569</b>	<b>1856</b>	<b>388</b>	<b>412</b>	<b>144</b>	<b>113</b>	

TABLE-4												
ACTUAL STRENGTH OF FEMALE EMPLOYEES IN FEDERAL SECRETARIAT BY BASIC SCALE AND DOMICILE												
BASIC SCALE	ACTUAL FILLED POSTS	DOMICILE										
		ISLAMABAD	PUNJAB	SINDH			KP	BALOCHISTAN	AJ&K	GB	FATA	
				TOTAL	RURAL	URBAN						
22	2	0	1	1	0	1	0	0	0	0	0	0
21	5	0	3	1	1	0	1	0	0	0	0	0
20	25	1	13	7	1	6	2	0	2	0	0	0
19	42	2	26	5	3	2	7	1	1	0	0	0
18	161	7	92	26	9	17	21	6	6	0	0	3
17	112	7	70	15	7	8	11	5	2	0	0	2
<b>Sub-Total</b>	<b>347</b>	<b>17</b>	<b>205</b>	<b>55</b>	<b>21</b>	<b>34</b>	<b>42</b>	<b>12</b>	<b>11</b>	<b>0</b>	<b>0</b>	<b>5</b>
16	138	16	92	15	5	10	10	3	1	0	0	1
15	126	13	76	18	5	13	15	1	1	2	0	0
14	55	6	34	9	4	5	2	4	0	0	0	0
13	0	0	0	0	0	0	0	0	0	0	0	0
12	6	0	3	1	1	0	2	0	0	0	0	0
11	50	8	31	6	2	4	2	2	1	0	0	0
10	1	0	0	0	0	0	0	0	0	1	0	0
9	79	14	45	10	4	6	4	1	3	2	0	0
8	0	0	0	0	0	0	0	0	0	0	0	0
7	0	0	0	0	0	0	0	0	0	0	0	0
6	1	0	0	1	0	1	0	0	0	0	0	0
5	0	0	0	0	0	0	0	0	0	0	0	0
4	0	0	0	0	0	0	0	0	0	0	0	0
3	2	1	1	0	0	0	0	0	0	0	0	0
2	4	0	4	0	0	0	0	0	0	0	0	0
1	77	25	42	0	0	0	4	0	4	0	0	2
<b>Sub-Total</b>	<b>539</b>	<b>83</b>	<b>328</b>	<b>60</b>	<b>21</b>	<b>39</b>	<b>39</b>	<b>11</b>	<b>10</b>	<b>5</b>	<b>0</b>	<b>3</b>
<b>Total</b>	<b>886</b>	<b>100</b>	<b>533</b>	<b>115</b>	<b>42</b>	<b>73</b>	<b>81</b>	<b>23</b>	<b>21</b>	<b>5</b>	<b>0</b>	<b>8</b>

TABLE-5

**SANCTIONED AND ACTUAL STRENGTH OF EMPLOYEES IN ATTACHED DEPARTMENTS / SUBORDINATE OFFICES BY BASIC SCALE AND DOMICILE**

BASIC SCALE	SANCTIONED POSTS	ACTUAL FILLED POSTS	DOMICILE									
			ISLAMABAD	PUNJAB	SINDH			KP	BALOCHISTAN	AJ&K	GB	FATA
					TOTAL	RURAL	URBAN					
22	38	30	1	16	2	1	1	9	1	1	0	0
21	349	268	1	141	62	28	34	41	13	4	1	5
20	860	752	21	427	136	78	58	99	32	7	6	24
19	2877	2140	59	1214	336	197	139	344	70	38	20	59
18	8408	5926	138	3324	957	498	459	916	280	125	71	115
17	19885	13467	602	7625	2107	1189	918	1953	562	246	183	189
<b>Sub-Total</b>	<b>32417</b>	<b>22583</b>	<b>822</b>	<b>12747</b>	<b>3600</b>	<b>1991</b>	<b>1609</b>	<b>3362</b>	<b>958</b>	<b>421</b>	<b>281</b>	<b>392</b>
16	43075	31252	832	17539	5901	2754	3147	4664	1229	435	264	388
15	5735	4290	184	2121	899	346	553	722	148	71	55	90
14	25051	19185	441	9908	3877	1725	2152	3023	894	311	273	458
13	3119	2747	9	1733	567	338	229	264	95	34	31	14
12	5381	4260	136	1638	1098	449	649	935	133	56	26	238
11	32283	25735	493	11818	4896	1835	3061	5772	886	327	417	1126
10	4137	3519	32	1602	1172	233	939	589	49	48	2	25
9	52397	42303	1094	17278	6335	2646	3689	11624	1944	611	593	2824
8	10498	8942	27	4798	958	666	292	2336	379	81	44	319
7	65584	55612	896	24253	6116	2826	3290	16409	2631	762	552	3993
6	72666	66821	75	18358	4058	2292	1766	29197	2237	239	569	12088
5	130858	118537	423	39483	11290	6826	4464	44236	7196	1038	2177	12694
4	27595	22125	280	11709	4115	2035	2080	3807	1167	346	154	547
3	8742	7935	283	4779	1319	528	791	970	364	128	49	43
2	47683	46240	1393	25746	6929	3176	3753	7856	2308	543	288	1177
1	78969	61521	2909	35467	11086	4475	6611	7771	2851	966	294	177
<b>Sub-Total</b>	<b>613773</b>	<b>521024</b>	<b>9507</b>	<b>228230</b>	<b>70616</b>	<b>33150</b>	<b>37466</b>	<b>140175</b>	<b>24511</b>	<b>5996</b>	<b>5788</b>	<b>36201</b>
<b>Total</b>	<b>646190</b>	<b>543607</b>	<b>10329</b>	<b>240977</b>	<b>74216</b>	<b>35141</b>	<b>39075</b>	<b>143537</b>	<b>25469</b>	<b>6417</b>	<b>6069</b>	<b>36593</b>



TABLE-6

**ACTUAL STRENGTH OF FEMALE EMPLOYEES IN ATTACHED DEPARTMENTS / SUBORDINATE OFFICES  
BY BASIC SCALE AND DOMICILE**

BASIC SCALE	ACTUAL FILLED POSTS	DOMICILE									
		ISLAMABAD	PUNJAB	SINDH			KP	BALOCHISTAN	AJ&K	GB	FATA
				TOTAL	RURAL	URBAN					
22	4	0	2	0	0	0	1	0	1	0	0
21	21	0	4	15	2	13	2	0	0	0	0
20	114	4	83	14	4	10	5	5	1	1	1
19	460	21	281	67	30	37	61	12	10	2	6
18	1093	50	626	170	87	83	139	51	29	12	16
17	3964	299	2304	607	311	296	443	148	70	47	46
<b>Sub-Total</b>	<b>5656</b>	<b>374</b>	<b>3300</b>	<b>873</b>	<b>434</b>	<b>439</b>	<b>651</b>	<b>216</b>	<b>111</b>	<b>62</b>	<b>69</b>
16	5444	422	3095	861	378	483	683	162	113	51	57
15	394	48	212	72	28	44	36	10	6	8	2
14	2683	211	1417	513	245	268	301	125	53	32	31
13	21	0	7	13	2	11	0	1	0	0	0
12	209	29	112	46	16	30	15	2	2	1	2
11	1329	76	756	287	70	217	110	65	20	10	5
10	25	4	14	4	0	4	2	0	1	0	0
9	1841	122	1057	398	100	298	145	46	29	25	19
8	96	5	58	25	7	18	3	0	5	0	0
7	1679	119	957	256	118	138	149	64	16	66	52
6	276	5	102	67	13	54	94	3	5	0	0
5	526	24	298	116	23	93	40	24	19	3	2
4	317	34	106	54	30	24	4	53	2	27	37
3	273	52	145	30	7	23	18	23	3	2	0
2	2811	296	1715	395	100	295	240	101	33	19	12
1	3359	430	2244	375	85	290	147	132	10	3	18
<b>Sub-Total</b>	<b>21283</b>	<b>1877</b>	<b>12295</b>	<b>3512</b>	<b>1222</b>	<b>2290</b>	<b>1987</b>	<b>811</b>	<b>317</b>	<b>247</b>	<b>237</b>
<b>Total</b>	<b>26939</b>	<b>2251</b>	<b>15595</b>	<b>4385</b>	<b>1656</b>	<b>2729</b>	<b>2638</b>	<b>1027</b>	<b>428</b>	<b>309</b>	<b>306</b>

<b>TABLE-7</b>													
<b>SANCTIONED AND ACTUAL STRENGTH OF EMPLOYEES OF CONSTITUTIONAL BODIES BY BASIC SCALE AND DOMICILE</b>													
BASIC SCALE	SANCTIONED POSTS	ACTUAL FILLED POSTS	DOMICILE										
			ISLAMABAD	PUNJAB	SINDH			KP	BALOCHISTAN	AJ&K	GB	FATA	
					TOTAL	RURAL	URBAN						
22	13	10	0	6	0	0	0	2	0	1	0	1	
21	51	25	0	17	2	0	2	6	0	0	0	0	
20	124	66	3	32	10	6	4	10	5	4	0	2	
19	384	272	14	155	32	20	12	50	10	2	0	9	
18	579	527	17	242	98	56	42	90	52	9	3	16	
17	856	626	29	297	114	53	61	102	57	13	4	10	
<b>Sub-Total</b>	<b>2007</b>	<b>1526</b>	<b>63</b>	<b>749</b>	<b>256</b>	<b>135</b>	<b>121</b>	<b>260</b>	<b>124</b>	<b>29</b>	<b>7</b>	<b>38</b>	
16	1025	876	47	451	124	80	44	147	73	9	4	21	
15	587	472	22	200	102	53	49	92	35	10	4	7	
14	582	407	21	196	81	46	35	61	32	8	4	4	
13	179	162	0	47	47	20	27	34	30	0	0	4	
12	90	75	5	42	16	9	7	6	5	1	0	0	
11	650	545	25	250	89	39	50	108	59	5	4	5	
10	14	12	2	4	2	1	1	2	0	1	0	1	
9	815	669	49	308	111	46	65	119	52	16	3	11	
8	42	37	2	17	4	0	4	9	1	4	0	0	
7	136	113	4	41	10	3	7	24	2	3	3	26	
6	263	251	11	117	52	24	28	22	37	4	2	6	
5	244	196	13	106	14	8	6	35	13	7	4	4	
4	715	658	32	317	100	48	52	130	43	28	5	3	
3	643	627	23	216	174	86	88	113	65	19	4	13	
2	568	486	46	253	11	3	8	106	46	17	1	6	
1	1318	1141	155	553	111	38	73	165	80	50	14	13	
<b>Sub-Total</b>	<b>7871</b>	<b>6727</b>	<b>457</b>	<b>3118</b>	<b>1048</b>	<b>504</b>	<b>544</b>	<b>1173</b>	<b>573</b>	<b>182</b>	<b>52</b>	<b>124</b>	
<b>Total</b>	<b>9878</b>	<b>8253</b>	<b>520</b>	<b>3867</b>	<b>1304</b>	<b>639</b>	<b>665</b>	<b>1433</b>	<b>697</b>	<b>211</b>	<b>59</b>	<b>162</b>	

**TABLE-8**  
**ACTUAL STRENGTH OF FEMALE EMPLOYEES OF CONSTITUTIONAL BODIES**  
**BY BASIC SCALE AND DOMICILE**

BASIC SCALE	ACTUAL FILLED POSTS	DOMICILE										
		ISLAMABAD	PUNJAB	SINDH			KP	BALOCHISTAN	AJ&K	GB	FATA	
				TOTAL	RURAL	URBAN						
22	1	0	0	0	0	0	0	0	0	1	0	0
21	2	0	2	0	0	0	0	0	0	0	0	0
20	5	0	3	1	1	0	1	0	0	0	0	0
19	13	1	6	0	0	0	5	1	0	0	0	0
18	51	2	28	11	4	7	6	4	0	0	0	0
17	69	8	44	11	3	8	4	0	2	0	0	0
<b>Sub-Total</b>	<b>141</b>	<b>11</b>	<b>83</b>	<b>23</b>	<b>8</b>	<b>15</b>	<b>16</b>	<b>5</b>	<b>3</b>	<b>0</b>	<b>0</b>	<b>0</b>
16	70	3	47	6	2	4	8	6	0	0	0	0
15	37	1	15	14	6	8	5	0	1	1	0	0
14	24	5	13	1	0	1	2	3	0	0	0	0
13	7	0	5	1	0	1	0	1	0	0	0	0
12	6	1	4	1	1	0	0	0	0	0	0	0
11	28	3	14	5	2	3	4	2	0	0	0	0
10	1	1	0	0	0	0	0	0	0	0	0	0
9	45	8	23	3	1	2	5	0	3	2	1	0
8	2	0	1	0	0	0	1	0	0	0	0	0
7	7	1	1	4	2	2	1	0	0	0	0	0
6	0	0	0	0	0	0	0	0	0	0	0	0
5	0	0	0	0	0	0	0	0	0	0	0	0
4	1	0	0	1	1	0	0	0	0	0	0	0
3	2	1	1	0	0	0	0	0	0	0	0	0
2	4	2	2	0	0	0	0	0	0	0	0	0
1	30	4	24	2	0	2	0	0	0	0	0	0
<b>Sub-Total</b>	<b>264</b>	<b>30</b>	<b>150</b>	<b>38</b>	<b>15</b>	<b>23</b>	<b>26</b>	<b>12</b>	<b>4</b>	<b>3</b>	<b>1</b>	<b>1</b>
<b>Total</b>	<b>405</b>	<b>41</b>	<b>233</b>	<b>61</b>	<b>23</b>	<b>38</b>	<b>42</b>	<b>17</b>	<b>7</b>	<b>3</b>	<b>1</b>	<b>1</b>

**TABLE-9**  
**EMPLOYEES BY BASIC SCALE AND OCCUPATIONAL / FUNCTIONAL GROUP**

S.No.	OCCUPATIONAL / FUNCTIONAL GROUP	BASIC SCALE						Total
		17	18	19	20	21	22	
1	Commerce and Trade	41	88	36	18	7	1	<b>191</b>
2	Economists	42	77	25	15	6	1	<b>166</b>
3	Foreign Service of Pakistan	93	156	104	94	30	11	<b>488</b>
4	Information	57	94	52	16	6	0	<b>225</b>
5	Inland Revenue Service	335	279	250	195	42	6	<b>1107</b>
6	Military Lands and Cantonments	26	37	20	12	4	1	<b>100</b>
7	Office Management	219	307	0	0	0	0	<b>526</b>
8	Pakistan Administrative Service	172	292	133	117	101	48	<b>863</b>
9	Pakistan Audit & Accounts Service	95	223	129	127	30	3	<b>607</b>
10	Pakistan Customs Service	122	112	156	74	22	3	<b>489</b>
11	Police Service of Pakistan	137	291	121	174	53	9	<b>785</b>
12	Postal	81	55	30	15	8	1	<b>190</b>
13	Railways (Commercial & Transportation)	36	30	26	11	3	1	<b>107</b>
14	Secretariat	0	0	322	98	38	10	<b>468</b>
<b>Total</b>		<b>1456</b>	<b>2041</b>	<b>1404</b>	<b>966</b>	<b>350</b>	<b>95</b>	<b>6312</b>

**TABLE-10**  
**EMPLOYEES BY OCCUPATIONAL / FUNCTIONAL GROUP AND PROVINCE OF DOMICILE**

S.No.	OCCUPATIONAL / FUNCTIONAL GROUP	PROVINCE OF DOMICILE									
		ISLAMABAD	PUNJAB	SINDH		KP	BALOCHISTAN	AJ&K	GB	FATA	TOTAL
				RURAL	URBAN						
1	Commerce and Trade	6	97	28	23	26	9	0	0	2	<b>191</b>
2	Economists	3	86	19	15	21	9	5	2	6	<b>166</b>
3	Foreign Service of Pakistan	7	267	53	41	61	24	13	5	17	<b>488</b>
4	Information	0	132	22	17	32	10	3	0	9	<b>225</b>
5	Inland Revenue Service	20	587	127	109	156	46	16	3	43	<b>1107</b>
6	Military Lands and Cantonments	1	64	9	3	14	3	2	0	4	<b>100</b>
7	Office Management	16	314	50	25	71	20	16	2	12	<b>526</b>
8	Pakistan Administrative Service	17	463	102	67	108	53	20	4	29	<b>863</b>
9	Pakistan Audit & Accounts Service	0	348	62	52	80	27	13	3	22	<b>607</b>
10	Pakistan Customs Service	4	269	51	44	64	26	8	2	21	<b>489</b>
11	Police Service of Pakistan	0	389	99	85	112	62	12	5	21	<b>785</b>
12	Postal	7	97	21	10	34	13	6	2	0	<b>190</b>
13	Railways (Commercial & Transportation)	0	60	12	8	15	5	3	0	4	<b>107</b>
14	Secretariat	0	285	40	19	83	17	15	1	8	<b>468</b>
<b>Total</b>		<b>81</b>	<b>3458</b>	<b>695</b>	<b>518</b>	<b>877</b>	<b>324</b>	<b>132</b>	<b>29</b>	<b>198</b>	<b>6312</b>

**TABLE-11****FEMALE EMPLOYEES BY BASIC SCALE AND OCCUPATIONAL / FUNCTIONAL GROUP**

S.No.	OCCUPATIONAL / FUNCTIONAL GROUP	BASIC SCALE						
		17	18	19	20	21	22	Total
1	Commerce and Trade	8	24	6	3	1	0	42
2	Economists	17	18	2	0	0	0	37
3	Foreign Service of Pakistan	34	39	17	10	1	0	101
4	Information	24	29	19	7	2	0	81
5	Inland Revenue Service	96	75	47	33	7	2	260
6	Military Lands and Cantonments	6	9	0	3	0	0	18
7	Office Management	75	59	0	0	0	0	134
8	Pakistan Administrative Service	54	79	21	7	9	4	174
9	Pakistan Audit & Accounts Service	36	39	19	15	1	1	111
10	Pakistan Customs Service	37	24	34	15	2	1	113
11	Police Service of Pakistan	20	20	0	0	1	0	41
12	Postal	29	14	5	0	1	0	49
13	Railways (Commercial & Transportation)	18	7	5	1	0	0	31
14	Secretariat	0	0	29	11	1	0	41
<b>Total</b>		<b>454</b>	<b>436</b>	<b>204</b>	<b>105</b>	<b>26</b>	<b>8</b>	<b>1233</b>

**TABLE-12**  
**FEMALE EMPLOYEES BY OCCUPATIONAL / FUNCTIONAL GROUP AND PROVINCE OF DOMICILE**

S.No.	OCCUPATIONAL / FUNCTIONAL GROUP	PROVINCE OF DOMICILE									
		ISLAMABAD	PUNJAB	SINDH		KP	BALOCHISTAN	AJ&K	GB	FATA	TOTAL
				RURAL	URBAN						
1	Commerce and Trade	2	27	3	6	2	2	0	0	0	42
2	Economists	0	29	1	2	2	2	1	0	0	37
3	Foreign Service of Pakistan	2	56	9	11	15	5	1	0	2	101
4	Information	0	63	1	8	6	0	1	0	2	81
5	Inland Revenue Service	11	164	8	30	30	8	7	0	2	260
6	Military Lands and Cantonments	1	8	2	1	5	1	0	0	0	18
7	Office Management	5	92	8	7	13	3	4	1	1	134
8	Pakistan Administrative Service	10	105	12	16	17	6	4	0	4	174
9	Pakistan Audit & Accounts Service	0	76	5	12	11	1	4	0	2	111
10	Pakistan Customs Service	1	77	3	7	12	6	5	0	2	113
11	Police Service of Pakistan	0	23	4	5	5	3	0	1	0	41
12	Postal	3	33	1	1	9	0	2	0	0	49
13	Railways (Commercial & Transportation)	0	22	0	4	3	0	2	0	0	31
14	Secretariat	0	26	3	3	7	2	0	0	0	41
<b>Total</b>		<b>35</b>	<b>801</b>	<b>60</b>	<b>113</b>	<b>137</b>	<b>39</b>	<b>31</b>	<b>2</b>	<b>15</b>	<b>1233</b>

TABLE-13

## DIVISION WISE RATIO OF OFFICIALS TO OFFICERS FOR SANCTIONED AND ACTUAL WORKING STRENGTH

SR.NO.	DIVISION	SANCTIONED			ACTUAL		
		OFFICERS IN BS 17-22 OR EQUIVALENT	STAFF IN BS 1-16 OR EQUIVALENT	RATIO OF OFFICIALS TO OFFICERS	OFFICERS IN BS 17-22 OR EQUIVALENT	STAFF IN BS 1-16 OR EQUIVALENT	RATIO OF OFFICIALS TO OFFICERS
1	Aviation	764	16100	21.1	572	12498	21.8
2	Cabinet	185	1268	6.9	138	1021	7.4
3	Climate Change	75	227	3.0	49	188	3.8
4	Commerce	292	1363	4.7	172	1022	5.9
5	Communications	308	11675	37.9	211	6895	32.7
6	Defence	7348	125844	17.1	5180	116934	22.6
7	Defence Production	119	845	7.1	81	721	8.9
8	Economic Affairs	115	429	3.7	78	362	4.6
9	Establishment	356	1989	5.6	272	1640	6.0
10	Federal Education & Professional Training	4863	10758	2.2	3927	8421	2.1
11	Finance	5316	18326	3.4	3690	13440	3.6
12	Foreign Affairs	543	1906	3.5	482	1667	3.5
13	Housing & Works	531	3584	6.7	405	2808	6.9
14	Human Rights	96	479	5.0	72	424	5.9
15	Industries & Production	105	372	3.5	66	309	4.7
16	Information & Broadcasting	109	1607	14.7	79	1483	18.8
17	Information Technology and Telecommunications	56	145	2.6	35	111	3.2
18	Inter Provincial Coordination	157	599	3.8	80	360	4.5
19	Interior	4342	250299	57.6	2839	234982	82.8
20	Kashmir Affairs & Gilgit Baltistan	32	190	5.9	22	149	6.8
21	Law & Justice	483	2983	6.2	332	2575	7.8
22	Maritime Affairs	79	471	6.0	45	303	6.7
23	Narcotics Control	247	3021	12.2	116	1856	16.0
24	National Food Security & Research	321	1441	4.5	188	1201	6.4
25	National Health Services Regulations & Coordination	2230	6729	3.0	1284	5567	4.3
26	National History and Literary Heritage	111	583	5.3	71	443	6.2



TABLE-13

## DIVISION WISE RATIO OF OFFICIALS TO OFFICERS FOR SANCTIONED AND ACTUAL WORKING STRENGTH

SR.NO.	DIVISION	SANCTIONED			ACTUAL		
		OFFICERS IN BS 17-22 OR EQUIVALENT	STAFF IN BS 1-16 OR EQUIVALENT	RATIO OF OFFICIALS TO OFFICERS	OFFICERS IN BS 17-22 OR EQUIVALENT	STAFF IN BS 1-16 OR EQUIVALENT	RATIO OF OFFICIALS TO OFFICERS
27	National Security , Islamabad.	11	21	1.9	7	19	2.7
28	Overseas Pakistanis and Human Resource Development	162	777	4.8	116	649	5.6
29	Parliamentary Affairs	34	160	4.7	30	128	4.3
30	Petroleum	355	1089	3.1	238	813	3.4
31	Planning Development and Reform	1246	7770	6.2	830	7089	8.5
32	Postal Services	345	31415	91.1	301	23318	77.5
33	Poverty Alleviation and Social Safety	30	122	4.1	20	74	3.7
34	Power Islamabad.	40	123	3.1	33	85	2.6
35	Privatization , Islamabad.	11	66	6.0	9	65	7.2
36	Railways	1344	94709	70.5	515	61561	119.5
37	Religious Affairs and Inter-faith Harmony	104	552	5.3	89	484	5.4
38	Revenue	2555	25261	9.9	2117	18886	8.9
39	Science & Technology	44	165	3.8	28	151	5.4
40	States and Frontier Regions	98	893	9.1	68	832	12.2
41	Textile	43	197	4.6	31	161	5.2
42	Water Resources	65	216	3.3	37	179	4.8
43	President's Secretariat (Public)	59	255	4.3	41	224	5.5
44	President's Secretariat (Personal)	28	513	18.3	20	459	23.0
45	Prime Minister's Office (Public)	123	474	3.9	95	365	3.8
46	Prime Minister's Office (Internal)	10	350	35.0	6	312	52.0
47	Council of Islamic Ideology	22	93	4.2	21	82	3.9
48	Senate Secretariat	234	932	4.0	197	830	4.2
49	Election Commission of Pakistan	504	2279	4.5	409	1921	4.7
50	Wafaqi Mohtasib (Ombudsman)'s Secretariat.	164	554	3.4	102	434	4.3
51	Supreme Court of Pakistan	142	694	4.9	122	535	4.4
52	Federal Tax Ombudsman Secretariat	64	207	3.2	20	173	8.7
53	National Accountability Bureau	657	1520	2.3	493	1392	2.8

**TABLE-14****YEAR WISE ACTUAL WORKING EMPLOYMENT STATUS BY PROVINCE OF DOMICILE**

<b>PROVINCE</b>	<b>2010-11</b>	<b>2011-12</b>	<b>2012-13</b>	<b>2013-14</b>	<b>2014-15</b>	<b>2015-16</b>	<b>2016-17</b>	<b>2017-18</b>	<b>2018-19</b>	<b>2019-20</b>
<b>Punjab</b>	209618	206425	205737	204812	199351	205363	268732	276198	277258	264540
<b>Sindh</b>	60329	61095	58694	58082	59988	60826	80081	80948	81522	76982
<b>Sindh (R)</b>	29014	34224	29198	28492	28712	29146	46691	42844	42502	36673
<b>Sindh (U)</b>	31315	26871	29496	29590	31276	31680	33390	38104	39020	40309
<b>Khyber Pakhtunkhwa</b>	125529	126939	124795	118618	115426	122120	140053	140486	151246	146826
<b>Balochistan</b>	19383	18181	18395	17875	17868	17977	23226	24442	26389	26554
<b>Azad Jammu &amp; Kashmir</b>	4888	4682	4596	4456	4614	4648	7165	7327	7356	7040
<b>Gilgit Baltistan</b>	26375	26506	27421	28561	29923	29956	37397	37577	6169	6272
<b>FATA</b>	3842	7333	7178	12117	11751	13627	13899	14262	31815	36868
<b>TOTAL</b>	<b>449964</b>	<b>451161</b>	<b>446816</b>	<b>444521</b>	<b>438921</b>	<b>454517</b>	<b>570553</b>	<b>581240</b>	<b>581755</b>	<b>565082</b>

**TABLE - 15****ACTUAL STRENGTH OF FEMALE EMPLOYEES OVER THE YEARS**

<b>YEARS</b>	<b>FEMALE EMPLOYEES</b>	<b>CHANGE</b>	<b>PERCENT CHANGE</b>
<b>2010-11</b>	<b>21133</b>	<b>-</b>	<b>-</b>
<b>2011-12</b>	<b>19994</b>	<b>-1139</b>	<b>-5.39</b>
<b>2012-13</b>	<b>20022</b>	<b>28</b>	<b>0.14</b>
<b>2013-14</b>	<b>20428</b>	<b>406</b>	<b>2.03</b>
<b>2014-15</b>	<b>21629</b>	<b>1201</b>	<b>5.88</b>
<b>2015-16</b>	<b>23298</b>	<b>1669</b>	<b>7.72</b>
<b>2016-17</b>	<b>31281</b>	<b>7983</b>	<b>34.26</b>
<b>2017-18</b>	<b>32334</b>	<b>1053</b>	<b>3.37</b>
<b>2018-19</b>	<b>27865</b>	<b>-4469</b>	<b>-13.82</b>
<b>2019-20</b>	<b>28230</b>	<b>365</b>	<b>1.31</b>

**TABLE - 16****YEAR WISE SANCTIONED STRENGTH OF EMPLOYEES BY BASIC SCALE**

<b>BASIC SCALE</b>	<b>2010-11</b>	<b>2011-12</b>	<b>2012-13</b>	<b>2013-14</b>	<b>2014-15</b>	<b>2015-16</b>	<b>2016-17</b>	<b>2017-18</b>	<b>2018-19</b>	<b>2019-20</b>
22	112	108	120	117	109	115	123	116	122	109
21	470	519	500	561	536	560	559	550	566	517
20	1350	1191	1235	1294	1473	1430	1450	1496	1477	1342
19	3339	3316	3450	3510	3819	3755	3877	4030	3906	3897
18	8040	7857	8378	8714	9956	8868	10149	10439	9497	10272
17	14720	13678	15249	15581	16405	18727	20933	22699	21091	21540
<b>Sub. Total</b>	<b>28031</b>	<b>26669</b>	<b>28932</b>	<b>29777</b>	<b>32298</b>	<b>33455</b>	<b>37091</b>	<b>39330</b>	<b>36659</b>	<b>37677</b>
16	23423	26328	32732	33183	33601	34448	43316	47806	45023	46530
15	6994	5719	1581	1299	1559	1493	2457	3992	5741	7753
14	26134	26385	23229	23909	27093	27442	31610	28370	25808	27100
13	3783	2630	1908	1797	2685	2809	3275	3460	3353	3301
12	8689	8300	5260	4968	4652	4667	6826	6016	6634	5545
11	12419	11320	14120	15037	12015	12057	22198	27450	29919	33590
10	4111	2268	1561	1381	2177	2105	4829	4693	4521	4156
9	40766	40456	37679	39004	40731	40422	43821	47240	48340	54544
8	9280	13490	11841	10275	13039	14072	18073	16405	17257	10545
7	47562	47952	47410	47729	50831	52638	62815	57615	60761	65771
6	30624	41900	42589	42590	42383	43574	64585	64547	73428	72946
5	150064	139088	138771	138271	136503	140316	138175	138092	130871	131232
4	18454	13571	12863	12925	15451	14435	27883	28033	28165	29372
3	9677	4998	9265	9304	6993	13782	12627	10370	11928	9629
2	47831	48540	51323	54201	51756	45519	54743	53634	49006	48836
1	41397	40958	36782	34732	36688	37148	74852	83604	85820	83790
<b>Sub. Total</b>	<b>481208</b>	<b>473903</b>	<b>468914</b>	<b>470605</b>	<b>478157</b>	<b>486927</b>	<b>612085</b>	<b>621327</b>	<b>626575</b>	<b>634640</b>
<b>Total</b>	<b>509239</b>	<b>500572</b>	<b>497846</b>	<b>500382</b>	<b>510455</b>	<b>520382</b>	<b>649176</b>	<b>660657</b>	<b>663234</b>	<b>672317</b>

**TABLE-17**  
**YEAR WISE ACTUAL STRENGTH OF EMPLOYEES BY BASIC SCALE**

<b>BASIC SCALE</b>	<b>2010-11</b>	<b>2011-12</b>	<b>2012-13</b>	<b>2013-14</b>	<b>2014-15</b>	<b>2015-16</b>	<b>2016-17</b>	<b>2017-18</b>	<b>2018-19</b>	<b>2019-20</b>
22	101	99	98	97	77	96	105	96	106	89
21	406	414	404	410	394	457	412	389	415	389
20	1079	953	1023	1106	1084	1125	1092	1150	1184	1090
19	2579	2682	2657	2600	2861	2814	3056	3026	3006	2876
18	6291	6219	6575	6527	7410	6871	7517	7779	7406	7379
17	10780	10105	11399	11878	12240	13970	15676	16497	14800	14658
<b>Sub. Total</b>	<b>21236</b>	<b>20472</b>	<b>22156</b>	<b>22618</b>	<b>24066</b>	<b>25333</b>	<b>27858</b>	<b>28937</b>	<b>26917</b>	<b>26481</b>
16	20561	22822	28260	27974	28119	27730	34281	37526	34263	34150
15	6245	5105	1508	1231	1306	1397	2071	3418	4322	6002
14	21178	22488	21367	22065	22746	22833	26492	22657	20249	20588
13	4112	3245	2988	2938	2839	2834	3295	3102	3016	2910
12	6781	7054	3984	3565	3200	3305	4306	4415	4292	4395
11	7551	7341	7659	7893	8743	8963	17465	24332	24732	26822
10	3615	2375	2223	1948	2071	1856	4283	3814	3859	3534
9	36984	36963	36585	37859	36517	36097	40860	42372	43210	44030
8	8071	12328	11989	10685	10846	12176	14288	14191	14373	8983
7	45103	45843	44161	43700	44879	47425	55784	50297	53479	55762
6	25234	37318	36850	38052	40075	41461	59578	59761	68621	67082
5	143369	136988	132841	129689	120316	127814	126097	125365	123617	118840
4	12546	7432	8495	8919	13007	11175	23159	23102	22061	23662
3	17817	14450	9843	9780	9030	14986	12327	9991	11561	8727
2	44585	44215	49737	49379	43909	41727	56193	55439	50202	47249
1	24976	24722	26170	26226	27252	27405	62216	72521	72981	65865
<b>Sub. Total</b>	<b>428728</b>	<b>430689</b>	<b>424660</b>	<b>421903</b>	<b>414855</b>	<b>429184</b>	<b>542695</b>	<b>552303</b>	<b>554838</b>	<b>538601</b>
<b>Total</b>	<b>449964</b>	<b>451161</b>	<b>446816</b>	<b>444521</b>	<b>438921</b>	<b>454517</b>	<b>570553</b>	<b>581240</b>	<b>581755</b>	<b>565082</b>

**TABLE-18**  
**EMPLOYMENT STATUS OVER THE YEARS**

YEAR	TOTAL		INCREASE / DECREASE		% CHANGE	
	SANCTIONED	ACTUAL	SANCTIONED	ACTUAL	SANCTIONED	ACTUAL
2010-11	509239	449964	-	-	-	-
2011-12	500572	451161	-8667	1197	-1.70	0.27
2012-13	497846	446816	-2726	-4345	-0.54	-0.96
2013-14	500382	444521	2536	-2295	0.51	-0.51
2014-15	510455	438921	10073	-5600	2.01	-1.26
2015-16	520382	454517	9927	15596	1.94	3.55
2016-17	649176	570553	128794	116036	24.75	25.53
2017-18	660657	581240	11481	10687	1.77	1.87
2018-19	663234	581755	2577	515	0.39	0.09
2019-20	672317	565082	9083	-16673	1.37	-2.87

**TABLE-19**  
**NON MUSLIM EMPLOYEES BY DOMICILE AND BASIC SCALE**

BASIC SCALE	TOTAL	DOMICILE								
		ISLAMABAD	PUNJAB	SINDH (R)	SINDH (U)	KP	BALUCHISTAN	AJ&K	GB	FATA
22	0	0	0	0	0	0	0	0	0	0
21	0	0	0	0	0	0	0	0	0	0
20	2	0	1	1	0	0	0	0	0	0
19	46	1	42	2	0	1	0	0	0	0
18	35	5	10	11	6	1	2	0	0	0
17	114	7	60	31	5	8	1	2	0	0
<b>Sub.Total</b>	<b>197</b>	<b>13</b>	<b>113</b>	<b>45</b>	<b>11</b>	<b>10</b>	<b>3</b>	<b>2</b>	<b>0</b>	<b>0</b>
16	379	16	234	56	22	19	30	1	0	1
15	22	0	14	2	2	1	3	0	0	0
14	159	6	85	22	20	10	13	2	1	0
13	25	1	11	7	3	0	3	0	0	0
12	36	1	14	9	3	3	6	0	0	0
11	271	10	146	46	28	24	17	0	0	0
10	65	2	24	6	25	7	0	1	0	0
9	358	13	208	42	54	27	13	1	0	0
8	46	0	40	3	1	2	0	0	0	0
7	556	7	302	84	89	43	26	1	0	4
6	228	1	148	24	37	7	10	1	0	0
5	471	6	275	84	71	14	18	0	3	0
4	738	10	548	39	49	17	70	1	1	3
3	708	14	549	20	49	10	66	0	0	0
2	5857	52	3278	524	599	1260	142	2	0	0
1	8666	483	5283	440	1647	562	246	3	1	1
<b>Sub.Total</b>	<b>18585</b>	<b>622</b>	<b>11159</b>	<b>1408</b>	<b>2699</b>	<b>2006</b>	<b>663</b>	<b>13</b>	<b>6</b>	<b>9</b>
<b>Total</b>	<b>18782</b>	<b>635</b>	<b>11272</b>	<b>1453</b>	<b>2710</b>	<b>2016</b>	<b>666</b>	<b>15</b>	<b>6</b>	<b>9</b>

**TABLE-20**  
**CHRISTIAN EMPLOYEES BY DOMICILE AND BASIC SCALE**

BASIC SCALE	TOTAL	DOMICILE								
		ISLAMABAD	PUNJAB	SINDH (R)	SINDH (U)	KP	BALUCHISTAN	AJ&K	GB	FATA
22	0	0	0	0	0	0	0	0	0	0
21	0	0	0	0	0	0	0	0	0	0
20	1	0	1	0	0	0	0	0	0	0
19	38	0	38	0	0	0	0	0	0	0
18	15	3	7	0	2	1	2	0	0	0
17	65	5	49	2	2	6	1	0	0	0
<b>Sub.Total</b>	<b>119</b>	<b>8</b>	<b>95</b>	<b>2</b>	<b>4</b>	<b>7</b>	<b>3</b>	<b>0</b>	<b>0</b>	<b>0</b>
16	275	14	206	6	4	15	28	1	0	1
15	20	0	14	0	2	1	3	0	0	0
14	127	3	75	8	17	8	13	2	1	0
13	15	0	9	2	1	0	3	0	0	0
12	24	1	14	1	1	2	5	0	0	0
11	216	9	138	9	22	21	17	0	0	0
10	62	2	22	5	25	7	0	1	0	0
9	282	13	185	10	40	21	12	1	0	0
8	43	0	40	0	1	2	0	0	0	0
7	425	4	284	15	67	33	18	0	0	4
6	210	0	148	18	36	7	0	1	0	0
5	381	4	273	23	50	10	18	0	3	0
4	709	10	546	26	43	14	66	1	0	3
3	679	14	546	9	39	9	62	0	0	0
2	5461	51	3264	363	402	1250	129	2	0	0
1	8138	483	5202	322	1397	493	237	3	1	0
<b>Sub.Total</b>	<b>17067</b>	<b>608</b>	<b>10966</b>	<b>817</b>	<b>2147</b>	<b>1893</b>	<b>611</b>	<b>12</b>	<b>5</b>	<b>8</b>
<b>Total</b>	<b>17186</b>	<b>616</b>	<b>11061</b>	<b>819</b>	<b>2151</b>	<b>1900</b>	<b>614</b>	<b>12</b>	<b>5</b>	<b>8</b>



**TABLE-21**  
**AHMADI EMPLOYEES BY DOMICILE AND BASIC SCALE**

BASIC SCALE	TOTAL	DOMICILE								
		ISLAMABAD	PUNJAB	SINDH (R)	SINDH (U)	KP	BALUCHISTAN	AJ&K	GB	FATA
22	0	0	0	0	0	0	0	0	0	0
21	0	0	0	0	0	0	0	0	0	0
20	0	0	0	0	0	0	0	0	0	0
19	4	0	3	0	0	1	0	0	0	0
18	9	2	3	3	1	0	0	0	0	0
17	12	0	10	0	0	0	0	2	0	0
<b>Sub.Total</b>	<b>25</b>	<b>2</b>	<b>16</b>	<b>3</b>	<b>1</b>	<b>1</b>	<b>0</b>	<b>2</b>	<b>0</b>	<b>0</b>
16	33	2	25	2	3	1	0	0	0	0
15	0	0	0	0	0	0	0	0	0	0
14	9	1	8	0	0	0	0	0	0	0
13	4	1	1	0	2	0	0	0	0	0
12	1	0	0	0	1	0	0	0	0	0
11	9	1	4	2	1	1	0	0	0	0
10	2	0	2	0	0	0	0	0	0	0
9	17	0	16	1	0	0	0	0	0	0
8	0	0	0	0	0	0	0	0	0	0
7	18	3	10	4	0	0	0	1	0	0
6	1	1	0	0	0	0	0	0	0	0
5	5	2	2	1	0	0	0	0	0	0
4	4	0	2	0	1	0	0	0	1	0
3	4	0	3	0	0	1	0	0	0	0
2	13	1	4	7	1	0	0	0	0	0
1	14	0	12	1	1	0	0	0	0	0
<b>Sub.Total</b>	<b>134</b>	<b>12</b>	<b>89</b>	<b>18</b>	<b>10</b>	<b>3</b>	<b>0</b>	<b>1</b>	<b>1</b>	<b>0</b>
<b>Total</b>	<b>159</b>	<b>14</b>	<b>105</b>	<b>21</b>	<b>11</b>	<b>4</b>	<b>0</b>	<b>3</b>	<b>1</b>	<b>0</b>

**TABLE-22**  
**HINDU (CASTE) EMPLOYEES BY DOMICILE AND BASIC SCALE**

BASIC SCALE	TOTAL	DOMICILE								
		ISLAMABAD	PUNJAB	SINDH (R)	SINDH (U)	KP	BALOCHISTAN	AJ&K	GB	FATA
22	0	0	0	0	0	0	0	0	0	0
21	0	0	0	0	0	0	0	0	0	0
20	1	0	0	1	0	0	0	0	0	0
19	3	0	1	2	0	0	0	0	0	0
18	10	0	0	7	3	0	0	0	0	0
17	30	0	1	26	3	0	0	0	0	0
<b>Sub.Total</b>	<b>44</b>	<b>0</b>	<b>2</b>	<b>36</b>	<b>6</b>	<b>0</b>	<b>0</b>	<b>0</b>	<b>0</b>	<b>0</b>
16	60	0	3	40	13	2	2	0	0	0
15	2	0	0	2	0	0	0	0	0	0
14	19	0	2	13	3	1	0	0	0	0
13	3	0	0	3	0	0	0	0	0	0
12	11	0	0	8	1	1	1	0	0	0
11	44	0	4	34	4	2	0	0	0	0
10	1	0	0	1	0	0	0	0	0	0
9	51	0	6	28	11	5	1	0	0	0
8	1	0	0	1	0	0	0	0	0	0
7	99	0	7	65	20	6	1	0	0	0
6	8	0	0	4	1	0	3	0	0	0
5	81	0	0	57	21	3	0	0	0	0
4	20	0	0	9	4	3	4	0	0	0
3	21	0	0	7	10	0	4	0	0	0
2	346	0	6	143	190	5	2	0	0	0
1	336	0	67	106	122	32	8	0	0	1
<b>Sub.Total</b>	<b>1103</b>	<b>0</b>	<b>95</b>	<b>521</b>	<b>400</b>	<b>60</b>	<b>26</b>	<b>0</b>	<b>0</b>	<b>1</b>
<b>Total</b>	<b>1147</b>	<b>0</b>	<b>97</b>	<b>557</b>	<b>406</b>	<b>60</b>	<b>26</b>	<b>0</b>	<b>0</b>	<b>1</b>

**TABLE-23**  
**HINDU (NON CASTE) EMPLOYEES BY DOMICILE AND BASIC SCALE**

BASIC SCALE	TOTAL	DOMICILE								
		ISLAMABAD	PUNJAB	SINDH (R)	SINDH (U)	KP	BALUCHISTAN	AJ&K	GB	FATA
22	0	0	0	0	0	0	0	0	0	0
21	0	0	0	0	0	0	0	0	0	0
20	0	0	0	0	0	0	0	0	0	0
19	0	0	0	0	0	0	0	0	0	0
18	1	0	0	1	0	0	0	0	0	0
17	1	0	0	1	0	0	0	0	0	0
<b>Sub.Total</b>	<b>2</b>	<b>0</b>	<b>0</b>	<b>2</b>	<b>0</b>	<b>0</b>	<b>0</b>	<b>0</b>	<b>0</b>	<b>0</b>
16	7	0	0	5	2	0	0	0	0	0
15	0	0	0	0	0	0	0	0	0	0
14	1	0	0	1	0	0	0	0	0	0
13	2	0	0	2	0	0	0	0	0	0
12	0	0	0	0	0	0	0	0	0	0
11	1	0	0	0	1	0	0	0	0	0
10	0	0	0	0	0	0	0	0	0	0
9	5	0	0	2	2	1	0	0	0	0
8	2	0	0	2	0	0	0	0	0	0
7	1	0	0	0	1	0	0	0	0	0
6	2	0	0	2	0	0	0	0	0	0
5	3	0	0	3	0	0	0	0	0	0
4	5	0	0	4	1	0	0	0	0	0
3	4	0	0	4	0	0	0	0	0	0
2	11	0	3	2	5	1	0	0	0	0
1	171	0	2	4	127	37	1	0	0	0
<b>Sub.Total</b>	<b>215</b>	<b>0</b>	<b>5</b>	<b>31</b>	<b>139</b>	<b>39</b>	<b>1</b>	<b>0</b>	<b>0</b>	<b>0</b>
<b>Total</b>	<b>217</b>	<b>0</b>	<b>5</b>	<b>33</b>	<b>139</b>	<b>39</b>	<b>1</b>	<b>0</b>	<b>0</b>	<b>0</b>

**TABLE-24**  
**SIKH EMPLOYEES BY DOMICILE AND BASIC SCALE**

BASIC SCALE	TOTAL	DOMICILE								
		ISLAMABAD	PUNJAB	SINDH (R)	SINDH (U)	KP	BALUCHISTAN	AJ&K	GB	FATA
22	0	0	0	0	0	0	0	0	0	0
21	0	0	0	0	0	0	0	0	0	0
20	0	0	0	0	0	0	0	0	0	0
19	0	0	0	0	0	0	0	0	0	0
18	0	0	0	0	0	0	0	0	0	0
17	4	0	0	2	0	2	0	0	0	0
<b>Sub.Total</b>	<b>4</b>	<b>0</b>	<b>0</b>	<b>2</b>	<b>0</b>	<b>2</b>	<b>0</b>	<b>0</b>	<b>0</b>	<b>0</b>
16	4	0	0	3	0	1	0	0	0	0
15	0	0	0	0	0	0	0	0	0	0
14	0	0	0	0	0	0	0	0	0	0
13	1	0	1	0	0	0	0	0	0	0
12	0	0	0	0	0	0	0	0	0	0
11	0	0	0	0	0	0	0	0	0	0
10	0	0	0	0	0	0	0	0	0	0
9	2	0	0	1	1	0	0	0	0	0
8	0	0	0	0	0	0	0	0	0	0
7	4	0	1	0	1	2	0	0	0	0
6	0	0	0	0	0	0	0	0	0	0
5	1	0	0	0	0	1	0	0	0	0
4	0	0	0	0	0	0	0	0	0	0
3	0	0	0	0	0	0	0	0	0	0
2	4	0	0	0	0	4	0	0	0	0
1	0	0	0	0	0	0	0	0	0	0
<b>Sub.Total</b>	<b>16</b>	<b>0</b>	<b>2</b>	<b>4</b>	<b>2</b>	<b>8</b>	<b>0</b>	<b>0</b>	<b>0</b>	<b>0</b>
<b>Total</b>	<b>20</b>	<b>0</b>	<b>2</b>	<b>6</b>	<b>2</b>	<b>10</b>	<b>0</b>	<b>0</b>	<b>0</b>	<b>0</b>

**TABLE-25**

**OTHER NON MUSLIM EMPLOYEES BY DOMICILE AND BASIC SCALE**

BASIC SCALE	TOTAL	DOMICILE								
		ISLAMABAD	PUNJAB	SINDH (R)	SINDH (U)	KP	BALUCHISTAN	AJ&K	GB	FATA
22	0	0	0	0	0	0	0	0	0	0
21	0	0	0	0	0	0	0	0	0	0
20	0	0	0	0	0	0	0	0	0	0
19	1	1	0	0	0	0	0	0	0	0
18	0	0	0	0	0	0	0	0	0	0
17	2	2	0	0	0	0	0	0	0	0
<b>Sub.Total</b>	<b>3</b>	<b>3</b>	<b>0</b>	<b>0</b>	<b>0</b>	<b>0</b>	<b>0</b>	<b>0</b>	<b>0</b>	<b>0</b>
16	0	0	0	0	0	0	0	0	0	0
15	0	0	0	0	0	0	0	0	0	0
14	3	2	0	0	0	1	0	0	0	0
13	0	0	0	0	0	0	0	0	0	0
12	0	0	0	0	0	0	0	0	0	0
11	1	0	0	1	0	0	0	0	0	0
10	0	0	0	0	0	0	0	0	0	0
9	1	0	1	0	0	0	0	0	0	0
8	0	0	0	0	0	0	0	0	0	0
7	9	0	0	0	0	2	7	0	0	0
6	7	0	0	0	0	0	7	0	0	0
5	0	0	0	0	0	0	0	0	0	0
4	0	0	0	0	0	0	0	0	0	0
3	0	0	0	0	0	0	0	0	0	0
2	22	0	1	9	1	0	11	0	0	0
1	7	0	0	7	0	0	0	0	0	0
<b>Sub.Total</b>	<b>50</b>	<b>2</b>	<b>2</b>	<b>17</b>	<b>1</b>	<b>3</b>	<b>25</b>	<b>0</b>	<b>0</b>	<b>0</b>
<b>Total</b>	<b>53</b>	<b>5</b>	<b>2</b>	<b>17</b>	<b>1</b>	<b>3</b>	<b>25</b>	<b>0</b>	<b>0</b>	<b>0</b>

TABLE-26

## SANCTIONED AND ACTUAL WORKING STRENGTH OF EMPLOYEES IN MINISTRIES / DIVISIONS AND ATTACHED DEPARTMENTS

DIVISIONS	SR. NO.	ATTACHED DEPARTMENTS	SANCTIONED	ACTUAL	FILL PERCENTAGE
1. Aviation Division		Main, Islamabad.	95	66	69.47
	1	Airports Security Force, Karachi.	14345	10801	75.29
	2	Pakistan Meteorological Department, Islamabad.	2424	2203	90.88
		<b>Sub. Total</b>	<b>16864</b>	<b>13070</b>	<b>77.50</b>
2. Cabinet Division		Main, Islamabad.	875	721	82.40
	3	Department of Communications Security, Islamabad.	168	159	94.64
	4	Department of Stationery and Forms, Karachi.	268	172	64.18
	5	Institutional Reforms Cell, Islamabad.	16	11	68.75
	6	National Archives of Pakistan, Islamabad.	126	96	76.19
		<b>Sub. Total</b>	<b>1453</b>	<b>1159</b>	<b>79.77</b>
3. Climate Change Division		Main, Islamabad.	190	156	82.11
	7	Pakistan Environmental Protection Agency, Islamabad.	64	43	67.19
	8	Zoological Survey of Pakistan, Islamabad.	48	38	79.17
		<b>Sub. Total</b>	<b>302</b>	<b>237</b>	<b>78.48</b>
4. Commerce Division		Main, Islamabad.	456	361	79.17
	9	Directorate General of Trade Organizations, Islamabad.	52	37	71.15
	10	Pakistan Institute of Trade and Development, Islamabad.	51	42	82.35
	11	Trade Development Authority of Pakistan, Karachi.	1096	754	68.80
		<b>Sub. Total</b>	<b>1655</b>	<b>1194</b>	<b>72.15</b>
5. Communications Division		Main, Islamabad.	112	106	94.64
	12	National Highways & Motorways Police, Islamabad.	11771	6924	58.82
	13	National Transport Research Centre, Islamabad.	100	76	76.00
		<b>Sub. Total</b>	<b>11983</b>	<b>7106</b>	<b>59.30</b>
6. Defence Division		Main, Rawalpindi.	444	404	90.99
	14	Director General ISI, Islamabad.	4824	2232	46.27
	15	Federal Government Educational Institutions, (Cantt./Garrison) Directorate, Rawalpindi.	11938	9666	80.97
	16	General Headquarters, COAS, Sectt. SD, Dte, Rawalpindi.	39040	42500	108.86

17	Joint Staff Headquarter, Chaklala, Rawalpindi.	84	79	94.05
18	Military Lands and Cantonments Department, Rawalpindi.	1023	706	69.01
19	Pakistan Air Force, Peshawar.	33993	33087	97.33
20	Pakistan Navy Civilian Authority, Naval Headquarter, Islamabad, Karachi.	24335	19776	81.27
21	Pakistan Armed Services Board, (PASB) Department, Rawalpindi.	887	818	92.22
22	Pakistan Maritime Security Agency, Karachi.	87	81	93.10
23	Pakistan Military Accounts Department, Rawalpindi.	12124	8824	72.78
24	Survey of Pakistan, Rawalpindi.	4413	3941	89.30
	<b>Sub. Total</b>	<b>133192</b>	<b>122114</b>	<b>91.68</b>
	Main, Rawalpindi.	206	151	73.30
25	Armament Research and Development Establishment, Rawalpindi.	121	110	90.91
26	Defence Export Promotion Organization, Islamabad.	58	62	106.90
27	Directorate General Defence Purchase, Rawalpindi.	95	90	94.74
28	Institute of Optronics, Rawalpindi.	272	211	77.57
29	Military Vehicles Research and Development, Rawalpindi.	212	178	83.96
	<b>Sub. Total</b>	<b>964</b>	<b>802</b>	<b>83.20</b>
		<b>544</b>	<b>440</b>	<b>80.88</b>
	Main, Islamabad.	1012	777	76.78
30	Akhtar Hameed Khan National Centre for Rural Development, Islamabad.	87	73	83.91
31	Federal Public Service Commission, Islamabad.	620	560	90.32
32	Secretariat Training Institute, Islamabad.	129	102	79.07
33	Staff Welfare Organization, Islamabad.	497	400	80.48
	<b>Sub. Total</b>	<b>2345</b>	<b>1912</b>	<b>81.54</b>
	Main, Islamabad.	254	203	79.92
34	Academy of Educational Planning & Management, Islamabad.	98	73	74.49
35	Directorate General of Basic Education Community Schools, Islamabad.	426	373	87.56
36	Directorate General of Special Education, Islamabad.	618	573	92.72
37	Federal College of Education, Islamabad.	122	86	70.49
38	Federal Directorate of Education, Islamabad.	13802	10844	78.57
39	Government Polytechnic Institute for Women, Islamabad.	63	47	74.60

40	National Council for the Rehabilitation of Disabled Persons, Islamabad.	8	8	100.00
41	National Talent Pool, Islamabad.	41	22	53.66
42	National Training Bureau, Islamabad.	111	63	56.76
43	Pakistan Manpower Institute, Islamabad.	43	33	76.74
44	Pakistan National Commission for UNESCO, Islamabad.	35	23	65.71
	<b>Sub. Total</b>	<b>15621</b>	<b>12348</b>	<b>79.05</b>
	Main, Islamabad.	1358	1180	86.89
45	Finance (Military), Rawalpindi.	383	300	78.33
46	Central Directorate of National Savings, Islamabad.	4299	3026	70.39
47	Controller General of Accounts HQ, Islamabad.	10566	7465	70.65
48	Federal Treasury Office, Islamabad.	56	49	87.50
49	Office of the Auditor General of Pakistan HQ, Islamabad.	6038	4384	72.61
50	Pakistan Mint, Lahore.	942	726	77.07
	<b>Sub. Total</b>	<b>23642</b>	<b>17130</b>	<b>72.46</b>
		<b>2449</b>	<b>2149</b>	<b>87.75</b>
	Main, Islamabad.	188	134	71.28
51	Estate Office, Islamabad.	312	208	66.67
52	National Housing Authority, Islamabad.	44	33	75.00
53	Pakistan Public Works Department HQ, Islamabad.	3571	2838	79.47
	<b>Sub. Total</b>	<b>4115</b>	<b>3213</b>	<b>78.08</b>
	Main, Islamabad.	275	237	86.18
54	Family Protection & Rehabilitation Centre, Islamabad.	24	22	91.67
55	Implementation of National Plan of Action for Children, Islamabad.	11	8	72.73
56	National Child Protection Centre (NCPC), Islamabad.	25	22	88.00
57	National Commission for the Child Welfare & Development, Islamabad.	21	17	80.95
58	National Council of Social Welfare, Islamabad.	57	51	89.47
59	Social Welfare Centre, Islamabad.	162	139	85.80
	<b>Sub. Total</b>	<b>575</b>	<b>496</b>	<b>86.26</b>
	Main, Islamabad.	362	300	82.87
60	Department of Explosives HQ, Rawalpindi.	115	75	65.22
	<b>Sub. Total</b>	<b>477</b>	<b>375</b>	<b>78.62</b>



	Main, Islamabad.	441	379	85.94
61	Audit Bureau of Circulation, Islamabad.	49	38	77.55
62	Central Board of Film Censors, Islamabad.	32	27	84.38
63	Directorate of Electronic Media and Publications, Islamabad.	369	321	86.99
64	Implementation Tribunal For Newspaper Employees, Islamabad.	25	21	84.00
65	Information Service Academy, Islamabad.	58	56	96.55
66	Office of the Press Registrar, Islamabad.	2	2	100.00
67	Press Information Department, Islamabad.	740	718	97.03
	<b>Sub. Total</b>	<b>1716</b>	<b>1562</b>	<b>91.03</b>
	Main, Islamabad.	150	117	78.00
68	National Information Technology Board , Islamabad.	51	29	56.86
	<b>Sub. Total</b>	<b>201</b>	<b>146</b>	<b>72.64</b>
	Main, Islamabad.	312	212	67.95
69	Department of Tourist Services, Islamabad.	37	26	70.27
70	Federal Land Commission, Islamabad.	101	82	81.19
71	Inter Board Committee of Chairman, Islamabad.	249	83	33.33
72	National Internship Programme, Islamabad.	57	37	64.91
	<b>Sub. Total</b>	<b>756</b>	<b>440</b>	<b>58.20</b>
	Main, Islamabad.	653	542	83.00
73	Directorate General of Civil Defence Islamabad, Lahore, Karachi, Peshawar, Quetta, AJ&K, Muzaffarabad.	351	269	76.64
74	Directorate General of Immigration and Passports, HQ, Islamabad.	1739	1398	80.39
75	Federal Investigation Agency, HQ, Islamabad.	5004	3540	70.74
76	Gilgit Baltistan Scouts, HQ, Gilgit.	3679	2985	81.14
77	HQ Frontier Constabulary KP, Peshawar.	27765	27009	97.28
78	HQ Frontier Corps KP (North), Peshawar.	42193	40128	95.11
79	HQ Frontier Corps KP (South), Dera Ismail Khan.	35027	33326	95.14
80	HQ Frontier Corps (North) Balochistan, Quetta.	41589	37459	90.07
81	HQ Frontier Corps (South) Balochistan, Turbat.	28274	26141	92.46
82	HQ Pakistan Rangers Punjab, Lahore.	23418	23167	98.93

83	HQ Pakistan Rangers Sindh, Karachi.	26438	26167	98.97
84	Islamabad. Capital Territory Administration, Islamabad.	14386	11725	81.50
85	National Academy for Prisons Administration, Lahore.	58	47	81.03
86	Pakistan Coast Guards, Karachi.	4067	3918	96.34
	<b>Sub. Total</b>	<b>254641</b>	<b>237821</b>	<b>93.39</b>
	Main, Islamabad.	116	83	71.55
87	Directorate of Health Services AK, Rawalpindi.	15	15	100.00
88	Jammu and Kashmir Refugees Rehabilitation Organization, Islamabad.	11	7	63.64
89	Office of the Administrator J & K State Property in Pakistan, Lahore.	80	66	82.50
	<b>Sub. Total</b>	<b>222</b>	<b>171</b>	<b>77.03</b>
	Main, Islamabad.	1058	818	77.32
90	Accountability Courts, (Over all Pakistan).	263	209	79.47
91	Appellate Tribunal Inland Revenue Islamabad, Rawalpindi, Karachi, Peshawar, Lahore.	542	452	83.39
92	Banking Courts, (Over all Pakistan).	495	443	89.49
93	Commercial Courts, Karachi, Lahore.	13	11	84.62
94	Customs, Excise & Sales Tax Appellate Tribunal, (Over all Pakistan).	159	127	79.87
95	Drug Courts, (Over all Pakistan).	87	78	89.66
96	Environmental Protection Tribunal Karachi, Lahore, Peshawar, Quetta.	98	89	90.82
97	Federal Service Tribunal, Islamabad.	136	120	88.24
98	Federal Shariat Court, Islamabad.	245	230	93.88
99	Foreign Exchange Regulation Appellate Board, Karachi, Lahore.	8	6	75.00
100	Insurance Appellate Tribunal, Karachi.	10	6	60.00
101	Law & Justice Commission of Pakistan, Islamabad.	67	58	86.57
102	Regional Directorate of Human Rights, Lahore, Karachi, Peshawar, Quetta.	51	41	80.39
103	Special Courts Central, (Over all Pakistan).	72	79	109.72
104	Special Courts (CNS) (Over all Pakistan).	78	64	82.05
105	Special Courts (Customs, Taxation & Anti Smuggling) Karachi, Rawalpindi, Peshawar, Lahore.	41	38	92.68
106	Special Courts (Offences in Banks), Lahore, Peshawar, Karachi.	43	38	88.37
	<b>Sub. Total</b>	<b>3466</b>	<b>2907</b>	<b>83.87</b>

	Main, Islamabad.	188	148	78.72
107	Directorate of Dock Workers Safety, Karachi.	36	26	72.22
108	Government Shipping Office, Karachi.	27	9	33.33
109	Marine Biological Research Laboratory, Karachi.	37	22	59.46
110	Marine Fisheries Department, Karachi.	202	105	51.98
111	Mercantile Marine Department, Karachi.	60	38	63.33
	<b>Sub. Total</b>	<b>550</b>	<b>348</b>	<b>63.27</b>
	Main, Islamabad.	120	107	89.17
112	Anti Narcotics Force, Rawalpindi.	3148	1865	59.24
	<b>Sub. Total</b>	<b>3268</b>	<b>1972</b>	<b>60.34</b>
	Main, Islamabad.	244	176	72.13
113	Agriculture Policy Institute, Islamabad.	101	61	60.40
114	Animal Quarantine Department, Karachi.	190	168	88.42
115	Department of Plant Protection, Karachi.	723	620	85.75
116	Federal Seed Certification & Registration Department, Islamabad.	403	290	71.96
117	National Fertilizer Development Centre, Islamabad.	46	32	69.57
118	National Veterinary Laboratory, Islamabad.	55	42	76.36
	<b>Sub. Total</b>	<b>1762</b>	<b>1389</b>	<b>78.83</b>
	Main, Islamabad.	473	357	75.48
119	Common Unit to Manage Global Program Fund, Islamabad.	152	131	86.18
120	Directorate of Central Health Establishments, Islamabad.	770	620	80.52
121	Directorate of Central Warehouse & Supplies, Karachi.	51	35	68.63
122	District Population Welfare Office, Islamabad.	212	192	90.57
123	Expanded Programme on Immunization, Islamabad.	79	41	51.90
124	Federal Medical & Dental College, Islamabad.	170	117	68.82
125	Federal General Hospital, Islamabad.	376	304	80.85
126	Federal Government Polyclinic Postgraduate Medical Institute, Islamabad.	1913	1518	79.35
127	National Institute of Rehabilitation Medicine, Islamabad.	315	284	90.16
128	National Health Information Resource Centre, Islamabad.	24	11	45.83
129	National Health Emergency Preparedness & Response Network, Islamabad.	48	29	60.42
130	National Research Institute for Fertility Care, Karachi.	79	47	59.49

131	National Institute of Population Studies, Islamabad.	70	42	60.00
132	Pakistan Institute of Medical Sciences, Islamabad.	4190	3094	73.84
133	Regional Training Institute, Islamabad.	37	29	78.38
	<b>Sub. Total</b>	<b>8959</b>	<b>6851</b>	<b>76.47</b>
	Main, Islamabad.	118	103	87.29
134	Department of Archaeology & Museums, Islamabad.	222	160	72.07
135	National Language Promotion Department, Islamabad.	101	84	83.17
136	National Library of Pakistan, Islamabad.	95	64	67.37
137	Quaid-i-Azam Academy, Islamabad, Karachi.	39	25	64.10
138	Urdu Dictionary Board, Karachi.	55	27	49.09
139	Urdu Science Board, Lahore.	64	51	79.69
	<b>Sub. Total</b>	<b>694</b>	<b>514</b>	<b>74.06</b>
		<b>32</b>	<b>26</b>	<b>81.25</b>
	Main, Islamabad.	314	232	73.89
140	Bureau of Emigration & Overseas Employment, Islamabad.	405	349	86.17
141	Directorate of Workers Education, Islamabad.	57	42	73.68
142	National Industrial Relations Commission, Islamabad.	163	142	87.12
	<b>Sub. Total</b>	<b>939</b>	<b>765</b>	<b>81.47</b>
		<b>194</b>	<b>158</b>	<b>81.44</b>
	Main, Islamabad.	373	306	82.04
143	Central Inspectorate of Mines, Islamabad.	16	13	81.25
144	Geological Survey of Pakistan, Quetta.	1055	732	69.38
	<b>Sub. Total</b>	<b>1444</b>	<b>1051</b>	<b>72.78</b>
	Main, Islamabad.	998	732	73.35
145	Jawaid Azfar Computer Centre, Islamabad.	17	9	52.94
146	National Logistic Cell, Rawalpindi.	4600	4600	100.00
147	Pakistan Planning and Management Institute, Islamabad.	43	24	55.81
148	Pakistan Bureau of Statistics, Islamabad.	3358	2554	76.06
	<b>Sub. Total</b>	<b>9016</b>	<b>7919</b>	<b>87.83</b>

	Main, Islamabad.	52	37	71.15
<b>149</b>	Pakistan Post Office Department, (Over all Pakistan).	31708	23582	74.37
	<b>Sub. Total</b>	<b>31760</b>	<b>23619</b>	<b>74.37</b>
		<b>152</b>	<b>94</b>	<b>61.84</b>
		<b>163</b>	<b>118</b>	<b>72.39</b>
		<b>77</b>	<b>74</b>	<b>96.10</b>
	Main, Islamabad.	238	225	94.54
<b>150</b>	Pakistan Railways HQ, Lahore.	95815	61851	64.55
	<b>Sub. Total</b>	<b>96053</b>	<b>62076</b>	<b>64.63</b>
	Main, Islamabad.	311	286	91.96
<b>151</b>	Directorate of Hajj, (Over all Pakistan).	345	287	83.19
	<b>Sub. Total</b>	<b>656</b>	<b>573</b>	<b>87.35</b>
	Main, Islamabad.	50	35	70.00
<b>152</b>	Federal Board of Revenue Including (Customs, Central Excise Sales Tax & Incom Tax Departments), HQ, Islamabad.	27766	20968	75.52
	<b>Sub. Total</b>	<b>27816</b>	<b>21003</b>	<b>75.51</b>
		<b>209</b>	<b>179</b>	<b>85.65</b>
	Main, Islamabad.	151	115	76.16
<b>153</b>	Chief Commissioner for Afghan Refugees, Islamabad, Lahore, Karachi, Quetta, Peshawar.	840	785	93.45
	<b>Sub. Total</b>	<b>991</b>	<b>900</b>	<b>90.82</b>
	Main, Islamabad.	177	141	79.66
<b>154</b>	Textile Commissioner's Organization, Karachi.	63	51	80.95
	<b>Sub. Total</b>	<b>240</b>	<b>192</b>	<b>80.00</b>
	Main, Islamabad.	65	37	56.92
<b>155</b>	Office of the Chief Engineering Adviser Chairman Federal Flood Commission, Islamabad.	153	126	82.35
<b>156</b>	Pakistan Commissioner for Indus Waters, Lahore.	63	53	84.13
	<b>Sub. Total</b>	<b>281</b>	<b>216</b>	<b>76.87</b>
	<b>Sub. Total-I</b>	<b>662439</b>	<b>556829</b>	<b>84.06</b>

TABLE-26

## SANCTIONED AND ACTUAL WORKING STRENGTH OF EMPLOYEES IN CONSTITUTIONAL BODIES

44. President's Secretariat (Public), Islamabad.			314	265	84.39
44. President's Secretariat (Personal), Islamabad.			541	479	88.54
45. Prime Minister's Office (Public)		Main, Islamabad.	256	208	81.25
	1	Board of Investment, Islamabad.	286	212	74.13
	2	Prime Minister's Inspection Commission, Islamabad.	55	40	72.73
		Sub. Total	597	460	77.05
46. Prime Minister's Office (Internal), Islamabad.			360	318	88.33
47. Council of Islamic Ideology, Islamabad.			115	103	89.57
48. Senate Secretariat, Islamabad.			1166	1027	88.08
49. Election Commission of Pakistan		Main, Islamabad.	361	315	87.26
	3	Provincial Election Commissioners, Punjab, Sindh, KP, Balochistan.	2422	2015	83.20
		Sub. Total	2783	2330	83.72
50. Wafaqi Mohtasib (Ombudsman)'s Secretariat, Islamabad.			718	536	74.65
51. Supreme Court of Pakistan, Islamabad.			836	657	78.59
52. Federal Tax Ombudsman Secretariat, Islamabad.			271	193	71.22
53. National Accountability Bureau, Islamabad.			2177	1885	86.59
		Sub. Total-II	9878	8253	83.55
		GRAND TOTAL	672317	565082	84.05

TABLE-27

## SANCTIONED MANAGEMENT POSITION SCALES (MP-I, MP-II &amp; MP-III) IN FEDERAL GOVERNMENT

DIVISION	MAIN / ATTACHED DEPARTMENT	MP-I	MP-II	MP-III	TOTAL
Commerce	Trade Development Authority of Pakistan	1	0	0	1
Defence Production	Defence Export Promotion Organization	14	20	24	58
Finance	Main	3	4	5	12
	Office of the Auditor General of Pakistan	1	0	0	1
Information Technology and Telecommunications	Main	5	6	3	14
	National Information Technology Board	1	3	5	9
Law & Justice	Federal Service Tribunal	5	0	0	5
	Special Courts (Customs, Taxation & Anti Smuggling)	1	4	6	11
Maritime Affairs	Ports & Shipping Wing	0	2	2	4
	Mercantile Marine Department	0	1	2	3
National History & Literary Heritage	National Language Promotion Department	1	0	0	1
	Urdu Dictionary Board	0	1	0	1
	Urdu Science Board	0	1	0	1
Planning Development & Reform	Main	9	0	0	9
	Pakistan Bureau of Statistics	1	5	0	6
Textile	Main	1	2	3	6
Railways	Main	0	1	0	1
Prime Minister's Office (Public)	Main	7	9	3	19
<b>Grand Total</b>		<b>50</b>	<b>59</b>	<b>53</b>	<b>162</b>

TABLE-28

## ACTUAL MANAGEMENT POSITION SCALES (MP-I, MP-II &amp; MP-III) IN FEDERAL GOVERNMENT

DIVISION	MAIN / ATTACHED DEPARTMENT	MP-I	MP-II	MP-III	TOTAL
Commerce	Trade Development Authority of Pakistan	1	0	0	1
Defence Production	Defence Export Promotion Organization <b>Note:</b> (Other than sanctioned manpower, Attachments are from Pakistan Army due to by work load of IDEAS.)	13	22	28	63
Finance	Main	1	0	0	1
	Office of the Auditor General of Pakistan	1	0	0	1
Information Technology and Telecommunications	Main	1	2	2	5
	National Information Technology Board	1	2	1	4
Law & Justice	Federal Service Tribunal	5	0	0	5
	Special Courts (Customs, Taxation & Anti Smuggling)	1	3	5	9
Maritime Affairs	Ports & Shipping Wing	0	1	0	1
	Mercantile Marine Department	0	1	2	3
National History & Literary Heritage	National Language Promotion Department	1	0	0	1
	Urdu Dictionary Board	0	1	0	1
	Urdu Science Board	0	1	0	1
Planning Development & Reform	Main	7	0	0	7
	Pakistan Bureau of Statistics	0	2	0	2
Textile	Main	0	0	0	0
Railways	Main	0	1	0	1
Prime Minister's Office (Public)	Main	1	1	0	2
<b>Grand Total</b>		<b>33</b>	<b>37</b>	<b>38</b>	<b>108</b>



TABLE-29 SANCTIONED STRENGTH BY BASIC SCALE AND DIVISIONS / ATTACHED DEPARTMENTS / SUBORDINATE OFFICES																	
DIVISION / OFFICE	BASIC SCALE 1 TO 16																SUB. TOTAL
	1	2	3	4	5	6	7	8	9	10	11	12	13	14	15	16	
<b>1. Aviation Division</b>	<b>1164</b>	<b>38</b>	<b>14</b>	<b>46</b>	<b>320</b>	<b>33</b>	<b>6050</b>	<b>1</b>	<b>2515</b>	<b>1</b>	<b>2879</b>	<b>86</b>	<b>83</b>	<b>1905</b>	<b>61</b>	<b>904</b>	<b>16100</b>
Main, Islamabad.	15	6	1	2	2	0	0	0	10	0	3	0	0	11	12	14	76
Airports Security Force, Karachi.	415	2	10	0	273	0	5903	1	2001	1	2838	0	0	1587	23	740	13794
Pakistan Meteorological Department, Islamabad.	734	30	3	44	45	33	147	0	504	0	38	86	83	307	26	150	2230
<b>2. Cabinet Division</b>	<b>398</b>	<b>56</b>	<b>8</b>	<b>151</b>	<b>10</b>	<b>5</b>	<b>17</b>	<b>3</b>	<b>149</b>	<b>18</b>	<b>83</b>	<b>8</b>	<b>4</b>	<b>95</b>	<b>66</b>	<b>197</b>	<b>1268</b>
Main, Islamabad.	199	27	0	136	0	1	2	0	86	1	24	7	0	86	19	151	739
Department of Communications Security, Islamabad.	33	15	6	7	3	4	0	0	16	2	12	0	0	1	31	17	147
Department of Stationery and Forms, Karachi.	136	8	2	2	0	0	2	0	40	7	42	0	0	0	12	8	259
Institutional Reforms Cell, Islamabad.	4	0	0	0	0	0	0	0	0	0	0	0	0	0	4	4	12
National Archives of Pakistan, Islamabad.	26	6	0	6	7	0	13	3	7	8	5	1	4	8	0	17	111
<b>3. Climate Change Division</b>	<b>16</b>	<b>57</b>	<b>6</b>	<b>3</b>	<b>20</b>	<b>2</b>	<b>2</b>	<b>0</b>	<b>20</b>	<b>5</b>	<b>11</b>	<b>0</b>	<b>0</b>	<b>30</b>	<b>6</b>	<b>49</b>	<b>227</b>
Main, Islamabad.	0	42	4	0	13	0	0	0	13	0	6	0	0	21	3	35	137
Pakistan Environmental Protection Agency, Islamabad.	8	6	1	3	3	0	1	0	4	0	4	0	0	8	2	8	48
Zoological Survey of Pakistan, Islamabad.	8	9	1	0	4	2	1	0	3	5	1	0	0	1	1	6	42
<b>4. Commerce Division</b>	<b>407</b>	<b>18</b>	<b>3</b>	<b>107</b>	<b>8</b>	<b>0</b>	<b>1</b>	<b>2</b>	<b>133</b>	<b>0</b>	<b>157</b>	<b>26</b>	<b>8</b>	<b>174</b>	<b>99</b>	<b>220</b>	<b>1363</b>
Main, Islamabad.	100	2	3	22	1	0	1	0	34	0	21	2	1	56	73	47	363
Directorate General of Trade Organizations, Islamabad.	0	16	0	0	7	0	0	0	3	0	1	0	0	5	0	12	44
Pakistan Institute of Trade and Development, Islamabad.	19	0	0	7	0	0	0	0	3	0	2	0	0	4	0	5	40
Trade Development Authority of Pakistan, Karachi.	288	0	0	78	0	0	0	2	93	0	133	24	7	109	26	156	916
<b>5. Communications Division</b>	<b>1163</b>	<b>0</b>	<b>1</b>	<b>22</b>	<b>430</b>	<b>0</b>	<b>2204</b>	<b>0</b>	<b>1913</b>	<b>10</b>	<b>166</b>	<b>0</b>	<b>131</b>	<b>3456</b>	<b>49</b>	<b>2130</b>	<b>11675</b>
Main, Islamabad.	29	0	1	14	0	0	0	0	8	0	4	0	0	7	1	24	88
National Highways & Motorways Police, Islamabad.	1105	0	0	0	430	0	2204	0	1902	10	156	0	131	3443	42	2092	11515
National Transport Research Centre, Islamabad.	29	0	0	8	0	0	0	0	3	0	6	0	0	6	6	14	72
<b>6. Defence Division</b>	<b>38761</b>	<b>13886</b>	<b>2935</b>	<b>11803</b>	<b>5937</b>	<b>4425</b>	<b>10818</b>	<b>538</b>	<b>6869</b>	<b>2604</b>	<b>7214</b>	<b>1813</b>	<b>178</b>	<b>5255</b>	<b>1151</b>	<b>11657</b>	<b>125844</b>
Main, Rawalpindi.	113	12	0	28	0	0	1	0	48	0	15	1	0	51	64	34	367
Director General ISI, Islamabad.	1251	2	128	938	132	71	41	1	366	0	296	2	5	452	65	342	4092
Federal Government Educational Institutions, (Cantt./Garrison) Directorate, Rawalpindi.	0	2320	0	69	14	34	330	0	325	1	307	15	0	2087	92	2724	8318
General Headquarters, COAS, Sectt. SD, Dte, Rawalpindi.	13700	6607	809	2456	3836	1734	3806	457	1711	377	604	462	133	1123	221	657	38693

TABLE-29 SANCTIONED STRENGTH BY BASIC SCALE AND DIVISIONS / ATTACHED DEPARTMENTS / SUBORDINATE OFFICES								
DIVISION / OFFICE	BASIC SCALE 17 TO 22						SUB.TOTAL	G. TOTAL BS 1-22
	17	18	19	20	21	22		
<b>1. Aviation Division</b>	<b>510</b>	<b>180</b>	<b>53</b>	<b>18</b>	<b>2</b>	<b>1</b>	<b>764</b>	<b>16864</b>
Main, Islamabad.	0	10	5	3	0	1	19	95
Airports Security Force, Karachi.	388	124	27	11	1	0	551	14345
Pakistan Meteorological Department, Islamabad.	122	46	21	4	1	0	194	2424
<b>2. Cabinet Division</b>	<b>26</b>	<b>109</b>	<b>30</b>	<b>15</b>	<b>3</b>	<b>2</b>	<b>185</b>	<b>1453</b>
Main, Islamabad.	0	97	22	12	3	2	136	875
Department of Communications Security, Islamabad.	10	7	3	1	0	0	21	168
Department of Stationery and Forms, Karachi.	6	2	1	0	0	0	9	268
Institutional Reforms Cell, Islamabad.	0	0	3	1	0	0	4	16
National Archives of Pakistan, Islamabad.	10	3	1	1	0	0	15	126
<b>3. Climate Change Division</b>	<b>20</b>	<b>32</b>	<b>15</b>	<b>5</b>	<b>2</b>	<b>1</b>	<b>75</b>	<b>302</b>
Main, Islamabad.	9	26	11	4	2	1	53	190
Pakistan Environmental Protection Agency, Islamabad.	6	6	3	1	0	0	16	64
Zoological Survey of Pakistan, Islamabad.	5	0	1	0	0	0	6	48
<b>4. Commerce Division</b>	<b>97</b>	<b>120</b>	<b>46</b>	<b>20</b>	<b>7</b>	<b>2</b>	<b>292</b>	<b>1655</b>
Main, Islamabad.	0	59	19	11	3	1	93	456
Directorate General of Trade Organizations, Islamabad.	0	5	2	0	1	0	8	52
Pakistan Institute of Trade and Development, Islamabad.	6	2	2	0	1	0	11	51
Trade Development Authority of Pakistan, Karachi.	91	54	23	9	2	1	180	1096
<b>5. Communications Division</b>	<b>206</b>	<b>55</b>	<b>28</b>	<b>14</b>	<b>3</b>	<b>2</b>	<b>308</b>	<b>11983</b>
Main, Islamabad.	16	0	3	3	1	1	24	112
National Highways & Motorways Police, Islamabad.	180	47	16	10	2	1	256	11771
National Transport Research Centre, Islamabad.	10	8	9	1	0	0	28	100
<b>6. Defence Division</b>	<b>5115</b>	<b>1641</b>	<b>516</b>	<b>62</b>	<b>12</b>	<b>2</b>	<b>7348</b>	<b>133192</b>
Main, Rawalpindi.	0	52	15	6	3	1	77	444
Director General ISI, Islamabad.	311	255	147	15	4	0	732	4824
Federal Government Educational Institutions, (Cantt./Garrison) Directorate, Rawalpindi.	2684	636	282	18	0	0	3620	11938
General Headquarters, COAS, Sectt. SD, Dte, Rawalpindi.	198	131	18	0	0	0	347	39040

Joint Staff Headquarter, Chaklala, Rawalpindi.	45	0	0	21	0	0	0	0	18	0	0	0	0	0	0	0	84
Military Lands and Cantonments Department, Rawalpindi.	459	30	0	0	6	0	0	30	166	0	146	0	0	20	1	49	907
Pakistan Air Force, Peshawar.	17133	618	1808	4362	200	1241	2604	5	2207	1013	1886	3	5	531	157	203	33976
Pakistan Navy Civilian Authority, Naval Headquarter, Islamabad, Karachi.	4911	1293	137	3678	1747	1342	3025	43	1661	1213	1946	946	35	769	463	656	23865
Pakistan Armed Services Board, (PASB) Department, Rawalpindi.	198	0	0	106	0	0	0	0	252	0	121	0	0	1	78	51	807
Pakistan Maritime Security Agency, Karachi.	20	10	25	5	1	2	7	1	3	0	7	1	0	0	0	3	85
Pakistan Military Accounts Department, Rawalpindi.	931	277	0	76	1	1	0	0	8	0	1775	361	0	35	0	6844	10309
Survey of Pakistan, Rawalpindi.	0	2717	28	64	0	0	1004	1	104	0	111	22	0	186	10	94	4341
<b>7. Defence Production Division</b>	<b>181</b>	<b>15</b>	<b>8</b>	<b>47</b>	<b>104</b>	<b>17</b>	<b>60</b>	<b>9</b>	<b>95</b>	<b>9</b>	<b>89</b>	<b>33</b>	<b>4</b>	<b>52</b>	<b>29</b>	<b>93</b>	<b>845</b>
Main, Rawalpindi.	54	7	0	16	1	0	0	1	21	0	3	3	0	21	4	35	166
Armament Research and Development Establishment, Rawalpindi.	16	3	0	4	5	4	11	6	8	5	16	11	2	9	3	8	111
Defence Export Promotion Organization, Islamabad.	4	0	7	4	9	0	0	0	12	0	4	0	0	0	4	0	44
Directorate General Defence Purchase, Rawalpindi.	30	0	0	0	4	0	0	0	20	0	15	0	0	10	0	14	93
Institute of Optronics, Rawalpindi.	29	0	0	6	80	0	29	0	15	0	25	2	0	2	16	23	227
Military Vehicles Research and Development, Rawalpindi.	48	5	1	17	5	13	20	2	19	4	26	17	2	10	2	13	204
<b>8. Economic Affairs Division, Islamabad.</b>	<b>126</b>	<b>0</b>	<b>0</b>	<b>32</b>	<b>0</b>	<b>1</b>	<b>0</b>	<b>0</b>	<b>23</b>	<b>0</b>	<b>20</b>	<b>3</b>	<b>0</b>	<b>76</b>	<b>94</b>	<b>54</b>	<b>429</b>
<b>9. Establishment Division</b>	<b>597</b>	<b>125</b>	<b>16</b>	<b>163</b>	<b>15</b>	<b>2</b>	<b>13</b>	<b>0</b>	<b>169</b>	<b>1</b>	<b>148</b>	<b>30</b>	<b>0</b>	<b>224</b>	<b>188</b>	<b>298</b>	<b>1989</b>
Main, Islamabad.	186	89	11	67	9	2	6	0	62	1	30	13	0	107	105	141	829
Akhtar Hameed Khan National Centre for Rural Development, Islamabad.	34	0	0	6	1	0	0	0	9	0	6	0	0	7	2	5	70
Federal Public Service Commission, Islamabad.	114	32	3	43	1	0	0	0	65	0	35	17	0	59	66	75	510
Secretariat Training Institute, Islamabad.	48	4	0	12	0	0	0	0	8	0	5	0	0	13	1	23	114
Staff Welfare Organization, Islamabad.	215	0	2	35	4	0	7	0	25	0	72	0	0	38	14	54	466
<b>10. Federal Education &amp; Professional Training Division</b>	<b>2835</b>	<b>607</b>	<b>121</b>	<b>318</b>	<b>37</b>	<b>29</b>	<b>675</b>	<b>4</b>	<b>304</b>	<b>2</b>	<b>97</b>	<b>115</b>	<b>8</b>	<b>1844</b>	<b>40</b>	<b>3722</b>	<b>10758</b>
Main, Islamabad.	53	9	0	17	2	0	0	0	17	0	17	0	0	20	3	56	194
Academy of Educational Planning & Management, Islamabad.	26	0	0	11	0	0	1	0	6	0	3	0	0	12	3	10	72

Joint Staff Headquarter, Chaklala, Rawalpindi.	0	0	0	0	0	0	0	84
Military Lands and Cantonments Department, Rawalpindi.	29	38	30	14	4	1	116	1023
Pakistan Air Force, Peshawar.	10	3	3	1	0	0	17	33993
Pakistan Navy Civilian Authority, Naval Headquarter, Islamabad, Karachi.	334	129	3	4	0	0	470	24335
Pakistan Armed Services Board, (PASB) Department, Rawalpindi.	29	42	8	1	0	0	80	887
Pakistan Maritime Security Agency, Karachi.	1	1	0	0	0	0	2	87
Pakistan Military Accounts Department, Rawalpindi.	1480	332	2	1	0	0	1815	12124
Survey of Pakistan, Rawalpindi.	39	22	8	2	1	0	72	4413
<b>7. Defence Production Division</b>	<b>38</b>	<b>48</b>	<b>22</b>	<b>8</b>	<b>2</b>	<b>1</b>	<b>119</b>	<b>964</b>
Main, Rawalpindi.	4	22	8	4	1	1	40	206
Armament Research and Development Establishment, Rawalpindi.	6	2	2	0	0	0	10	121
Defence Export Promotion Organization, Islamabad.	1	8	1	3	1	0	14	58
Directorate General Defence Purchase, Rawalpindi.	1	1	0	0	0	0	2	95
Institute of Optronics, Rawalpindi.	23	11	10	1	0	0	45	272
Military Vehicles Research and Development, Rawalpindi.	3	4	1	0	0	0	8	212
<b>8. Economic Affairs Division, Islamabad.</b>	<b>0</b>	<b>82</b>	<b>21</b>	<b>9</b>	<b>2</b>	<b>1</b>	<b>115</b>	<b>544</b>
<b>9. Establishment Division</b>	<b>115</b>	<b>149</b>	<b>60</b>	<b>26</b>	<b>4</b>	<b>2</b>	<b>356</b>	<b>2345</b>
Main, Islamabad.	24	101	38	16	3	1	183	1012
Akhtar Hameed Khan National Centre for Rural Development, Islamabad.	8	6	2	1	0	0	17	87
Federal Public Service Commission, Islamabad.	63	24	14	7	1	1	110	620
Secretariat Training Institute, Islamabad.	1	9	4	1	0	0	15	129
Staff Welfare Organization, Islamabad.	19	9	2	1	0	0	31	497
<b>10. Federal Education &amp; Professional Training Division</b>	<b>3310</b>	<b>1025</b>	<b>484</b>	<b>41</b>	<b>2</b>	<b>1</b>	<b>4863</b>	<b>15621</b>
Main, Islamabad.	19	18	16	5	1	1	60	254
Academy of Educational Planning & Management, Islamabad.	8	9	5	3	1	0	26	98



Directorate General of Basic Education Community Schools, Islamabad.	72	41	6	1	0	0	120	426
Directorate General of Special Education, Islamabad.	95	22	14	1	0	0	132	618
Federal College of Education, Islamabad.	23	16	7	1	0	0	47	122
Federal Directorate of Education, Islamabad.	3040	905	429	26	0	0	4400	13802
Government Polytechnic Institute for Women, Islamabad.	21	3	1	0	0	0	25	63
National Council for the Rehabilitation of Disabled Persons, Islamabad.	1	1	0	0	0	0	2	8
National Talent Pool, Islamabad.	6	1	1	1	0	0	9	41
National Training Bureau, Islamabad.	14	5	2	1	0	0	22	111
Pakistan Manpower Institute, Islamabad.	7	3	2	1	0	0	13	43
Pakistan National Commission for UNESCO, Islamabad.	4	1	1	1	0	0	7	35
<b>11. Finance Division</b>	<b>2960</b>	<b>1839</b>	<b>290</b>	<b>175</b>	<b>44</b>	<b>8</b>	<b>5316</b>	<b>23642</b>
Main, Islamabad.	102	95	60	29	9	2	297	1358
Finance (Military), Rawalpindi.	21	20	12	9	1	0	63	383
Central Directorate of National Savings, Islamabad.	632	146	21	19	1	0	819	4299
Controller General of Accounts HQ, Islamabad.	987	616	30	12	8	1	1654	10566
Federal Treasury Office, Islamabad.	4	1	0	0	0	0	5	56
Office of the Auditor General of Pakistan HQ, Islamabad.	1202	957	166	105	25	5	2460	6038
Pakistan Mint, Lahore.	12	4	1	1	0	0	18	942
<b>12. Foreign Affairs Division</b>	<b>88</b>	<b>164</b>	<b>130</b>	<b>109</b>	<b>40</b>	<b>12</b>	<b>543</b>	<b>2449</b>
<b>Main, (Including Pakistan Missions Abroad), Islamabad.</b>								
<b>13. Housing &amp; Works Divisions</b>	<b>378</b>	<b>108</b>	<b>31</b>	<b>10</b>	<b>3</b>	<b>1</b>	<b>531</b>	<b>4115</b>
Main, Islamabad.	14	9	3	4	1	1	32	188
Estate Office, Islamabad.	25	5	1	0	0	0	31	312
National Housing Authority, Islamabad.	3	2	3	1	1	0	10	44
Pakistan Public Works Department HQ, Islamabad.	336	92	24	5	1	0	458	3571
<b>14. Human Rights Division</b>	<b>52</b>	<b>26</b>	<b>12</b>	<b>4</b>	<b>0</b>	<b>2</b>	<b>96</b>	<b>575</b>
Main, Islamabad.	14	17	9	4	0	1	45	275
Family Protection & Rehabilitation Centre, Islamabad.	6	2	0	0	0	0	8	24

Implementation of National Plan of Action for Children, Islamabad.	0	4	0	0	0	0	0	0	0	0	1	1	0	1	0	1	8
National Child Protection Centre (NCPC), Islamabad.	1	6	0	0	3	0	0	0	0	0	1	2	0	0	0	6	19
National Commission for the Child Welfare & Development, Islamabad.	0	5	1	1	1	0	0	0	2	0	0	0	0	3	0	4	17
National Council of Social Welfare, Islamabad.	3	11	1	2	2	0	0	0	7	0	3	0	0	8	4	7	48
Social Welfare Centre, Islamabad.	13	21	7	5	5	1	18	22	17	0	16	0	0	9	4	3	141
<b>15. Industries &amp; Production Division</b>	<b>100</b>	<b>13</b>	<b>6</b>	<b>25</b>	<b>0</b>	<b>0</b>	<b>0</b>	<b>4</b>	<b>24</b>	<b>0</b>	<b>19</b>	<b>14</b>	<b>0</b>	<b>59</b>	<b>23</b>	<b>85</b>	<b>372</b>
Main, Islamabad.	83	13	0	19	0	0	0	0	12	0	11	2	0	55	14	80	289
Department of Explosives HQ, Rawalpindi.	17	0	6	6	0	0	0	4	12	0	8	12	0	4	9	5	83
<b>16. Information &amp; Broadcasting Division</b>	<b>485</b>	<b>38</b>	<b>41</b>	<b>139</b>	<b>61</b>	<b>5</b>	<b>16</b>	<b>4</b>	<b>151</b>	<b>28</b>	<b>131</b>	<b>0</b>	<b>34</b>	<b>148</b>	<b>100</b>	<b>226</b>	<b>1607</b>
Main, Islamabad.	188	0	0	42	0	0	0	0	27	0	21	0	0	47	4	76	405
Audit Bureau of Circulation, Islamabad.	5	9	1	0	3	0	1	0	4	0	3	0	0	5	0	12	43
Central Board of Film Censors, Islamabad.	2	7	0	0	1	2	3	0	2	0	4	0	0	1	1	7	30
Directorate of Electronic Media and Publications, Islamabad.	75	12	1	11	17	0	9	0	34	27	34	0	6	23	50	32	331
Implementation Tribunal For Newspaper Employees, Islamabad.	5	3	1	0	1	0	0	0	2	0	2	0	0	1	0	6	21
Information Service Academy, Islamabad.	17	0	0	2	5	0	1	0	2	0	2	0	0	2	0	6	37
Office of the Press Registrar, Islamabad.	0	0	0	0	0	0	0	0	0	0	0	0	0	0	0	0	0
Press Information Department, Islamabad.	193	7	38	84	34	3	2	4	80	1	65	0	28	69	45	87	740
<b>17. Information Technology and Telecommunications Division</b>	<b>29</b>	<b>19</b>	<b>1</b>	<b>18</b>	<b>3</b>	<b>0</b>	<b>0</b>	<b>0</b>	<b>12</b>	<b>0</b>	<b>5</b>	<b>1</b>	<b>0</b>	<b>9</b>	<b>15</b>	<b>33</b>	<b>145</b>
Main, Islamabad.	29	10	0	18	1	0	0	0	12	0	5	1	0	8	11	28	123
National Information Technology Board , Islamabad.	0	9	1	0	2	0	0	0	0	0	0	0	0	1	4	5	22
<b>18. Inter Provincial Coordination Division</b>	<b>92</b>	<b>88</b>	<b>4</b>	<b>56</b>	<b>14</b>	<b>0</b>	<b>13</b>	<b>3</b>	<b>70</b>	<b>0</b>	<b>45</b>	<b>3</b>	<b>0</b>	<b>58</b>	<b>33</b>	<b>120</b>	<b>599</b>
Main, Islamabad.	0	85	4	19	9	0	2	0	23	0	9	1	0	32	1	67	252
Department of Tourist Services, Islamabad.	9	1	0	4	0	0	0	0	3	0	1	0	0	4	3	7	32
Federal Land Commission, Islamabad.	30	2	0	8	1	0	0	0	6	0	5	0	0	2	11	16	81
Inter Board Committee of Chairman, Islamabad.	41	0	0	21	2	0	11	3	36	0	30	0	0	15	18	27	204

Implementation of National Plan of Action for Children, Islamabad.	2	1	0	0	0	0	3	11
National Child Protection Centre (NCPC), Islamabad.	4	1	1	0	0	0	6	25
National Commission for the Child Welfare & Development, Islamabad.	2	1	1	0	0	0	4	21
National Council of Social Welfare, Islamabad.	6	1	1	0	0	1	9	57
Social Welfare Centre, Islamabad.	18	3	0	0	0	0	21	162
<b>15. Industries &amp; Production Division</b>	<b>57</b>	<b>22</b>	<b>16</b>	<b>7</b>	<b>2</b>	<b>1</b>	<b>105</b>	<b>477</b>
Main, Islamabad.	39	14	11	6	2	1	73	362
Department of Explosives HQ, Rawalpindi.	18	8	5	1	0	0	32	115
<b>16. Information &amp; Broadcasting Division</b>	<b>48</b>	<b>31</b>	<b>18</b>	<b>8</b>	<b>2</b>	<b>2</b>	<b>109</b>	<b>1716</b>
Main, Islamabad.	11	11	9	3	1	1	36	441
Audit Bureau of Circulation, Islamabad.	3	2	1	0	0	0	6	49
Central Board of Film Censors, Islamabad.	0	1	0	1	0	0	2	32
Directorate of Electronic Media and Publications, Islamabad.	17	14	5	2	0	0	38	369
Implementation Tribunal For Newspaper Employees, Islamabad.	2	0	1	0	0	1	4	25
Information Service Academy, Islamabad.	15	3	1	1	1	0	21	58
Office of the Press Registrar, Islamabad.	0	0	1	1	0	0	2	2
Press Information Department, Islamabad.	0	0	0	0	0	0	0	740
<b>17. Information Technology and Telecommunications Division</b>	<b>22</b>	<b>24</b>	<b>5</b>	<b>3</b>	<b>1</b>	<b>1</b>	<b>56</b>	<b>201</b>
Main, Islamabad.	12	9	2	2	1	1	27	150
National Information Technology Board , Islamabad.	10	15	3	1	0	0	29	51
<b>18. Inter Provincial Coordination Division</b>	<b>84</b>	<b>36</b>	<b>22</b>	<b>8</b>	<b>5</b>	<b>2</b>	<b>157</b>	<b>756</b>
Main, Islamabad.	25	14	13	5	2	1	60	312
Department of Tourist Services, Islamabad.	2	2	1	0	0	0	5	37
Federal Land Commission, Islamabad.	8	3	4	1	3	1	20	101
Inter Board Committee of Chairman, Islamabad.	30	11	3	1	0	0	45	249



National Internship Programme, Islamabad.	12	0	0	4	2	0	0	0	2	0	0	2	0	5	0	3	<b>30</b>
<b>19. Interior Division</b>	<b>3597</b>	<b>8216</b>	<b>1126</b>	<b>3851</b>	<b>103044</b>	<b>54006</b>	<b>35604</b>	<b>6221</b>	<b>17395</b>	<b>83</b>	<b>8287</b>	<b>828</b>	<b>1212</b>	<b>3960</b>	<b>668</b>	<b>2201</b>	<b>250299</b>
Main, Islamabad.	195	7	10	43	1	0	0	0	53	0	65	9	0	63	68	39	<b>553</b>
Directorate General of Civil Defence Islamabad, Lahore, Karachi, Peshawar, Quetta, AJ&K, Muzaffarabad.	46	35	28	24	5	15	12	0	39	4	25	0	0	42	6	50	<b>331</b>
Directorate General of Immigration and Passports, HQ, Islamabad.	180	60	0	128	6	0	13	0	215	7	626	38	0	29	69	63	<b>1434</b>
Federal Investigation Agency, HQ, Islamabad.	287	12	18	109	1509	0	471	0	751	4	149	28	0	571	79	443	<b>4431</b>
Gilgit Baltistan Scouts, HQ, Gilgit.	0	100	0	50	1660	568	223	0	446	0	376	0	0	145	0	13	<b>3581</b>
HQ Frontier Constabulary KP, Peshawar.	0	0	1043	0	0	20563	2245	1364	1532	0	669	219	28	1	0	22	<b>27686</b>
HQ Frontier Corps KP (North), Peshawar.	0	3125	0	480	20028	7407	4759	0	3863	1	1226	482	0	76	96	18	<b>41561</b>
HQ Frontier Corps KP (South), Dera Ismail Khan.	0	2055	0	1115	15544	6458	4145	0	3496	0	1015	0	0	527	92	37	<b>34484</b>
HQ Frontier Corps (North) Balochistan, Quetta.	2195	12	5	98	21756	6410	5024	1993	1385	60	1220	0	0	767	35	164	<b>41124</b>
HQ Frontier Corps (South) Balochistan, Turbat.	0	0	0	1559	14837	4353	3408	0	2325	0	834	12	0	551	23	79	<b>27981</b>
HQ Pakistan Rangers Punjab, Lahore.	0	1287	0	0	12159	3434	2875	1242	633	0	217	0	525	209	44	440	<b>23065</b>
HQ Pakistan Rangers Sindh, Karachi.	0	1453	0	0	13351	4194	3001	1420	635	0	383	0	659	256	43	482	<b>25877</b>
Islamabad Capital Territory Administration, Islamabad.	679	69	22	42	127	32	8863	2	1852	7	1363	38	0	638	113	325	<b>14172</b>
National Academy for Prisons Administration, Lahore.	15	1	0	2	12	0	5	0	5	0	3	2	0	2	0	3	<b>50</b>
Pakistan Coast Guards, Karachi.	0	0	0	201	2049	572	560	200	165	0	116	0	0	83	0	23	<b>3969</b>
<b>20. Kashmir Affairs &amp; Gilgit Baltistan Division</b>	<b>43</b>	<b>16</b>	<b>4</b>	<b>13</b>	<b>13</b>	<b>1</b>	<b>1</b>	<b>1</b>	<b>18</b>	<b>9</b>	<b>14</b>	<b>4</b>	<b>0</b>	<b>17</b>	<b>8</b>	<b>28</b>	<b>190</b>
Main, Islamabad.	12	8	3	7	0	1	1	0	11	0	5	0	0	15	5	22	<b>90</b>
Directorate of Health Services AK, Rawalpindi.	3	4	1	0	0	0	0	1	1	1	1	0	0	0	0	2	<b>14</b>
Jammu and Kashmir Refugees Rehabilitation Organization, Islamabad.	0	4	0	0	0	0	0	0	2	0	3	0	0	1	0	1	<b>11</b>
Office of the Administrator J & K State Property in Pakistan, Lahore.	28	0	0	6	13	0	0	0	4	8	5	4	0	1	3	3	<b>75</b>
<b>21. Law &amp; Justice Division</b>	<b>534</b>	<b>535</b>	<b>132</b>	<b>121</b>	<b>104</b>	<b>4</b>	<b>136</b>	<b>26</b>	<b>514</b>	<b>22</b>	<b>194</b>	<b>16</b>	<b>1</b>	<b>123</b>	<b>57</b>	<b>464</b>	<b>2983</b>
Main (Including Law Offices), Islamabad.	293	47	0	30	0	0	0	2	200	0	36	7	0	53	16	274	<b>958</b>
Accountability Courts, (Over all Pakistan).	32	43	14	11	11	0	22	0	23	0	23	4	0	18	4	18	<b>223</b>

National Internship Programme, Islamabad.	19	6	1	1	0	0	27	57
<b>19. Interior Division</b>	<b>2801</b>	<b>1006</b>	<b>448</b>	<b>63</b>	<b>21</b>	<b>3</b>	<b>4342</b>	<b>254641</b>
Main, Islamabad.	19	52	13	9	5	2	100	653
Directorate General of Civil Defence Islamabad, Lahore, Karachi, Peshawar, Quetta, AJ&K, Muzaffarabad.	14	2	3	0	1	0	20	351
Directorate General of Immigration and Passports, HQ, Islamabad.	269	27	8	1	0	0	305	1739
Federal Investigation Agency, HQ, Islamabad.	394	108	36	27	7	1	573	5004
Gilgit Baltistan Scouts, HQ, Gilgit.	14	70	13	1	0	0	98	3679
HQ Frontier Constabulary KP, Peshawar.	56	16	4	2	1	0	79	27765
HQ Frontier Corps KP (North), Peshawar.	411	147	70	3	1	0	632	42193
HQ Frontier Corps KP (South), Dera Ismail Khan.	347	129	63	3	1	0	543	35027
HQ Frontier Corps (North) Balochistan, Quetta.	255	129	77	3	1	0	465	41589
HQ Frontier Corps (South) Balochistan, Turbat.	151	79	59	3	1	0	293	28274
HQ Pakistan Rangers Punjab, Lahore.	306	42	5	0	0	0	353	23418
HQ Pakistan Rangers Sindh, Karachi.	383	112	63	2	1	0	561	26438
Islamabad Capital Territory Administration, Islamabad.	131	50	24	7	2	0	214	14386
National Academy for Prisons Administration, Lahore.	2	4	1	1	0	0	8	58
Pakistan Coast Guards, Karachi.	49	39	9	1	0	0	98	4067
<b>20. Kashmir Affairs &amp; Gilgit Baltistan Division</b>	<b>18</b>	<b>6</b>	<b>4</b>	<b>2</b>	<b>1</b>	<b>1</b>	<b>32</b>	<b>222</b>
Main, Islamabad.	14	5	3	2	1	1	26	116
Directorate of Health Services AK, Rawalpindi.	1	0	0	0	0	0	1	15
Jammu and Kashmir Refugees Rehabilitation Organization, Islamabad.	0	0	0	0	0	0	0	11
Office of the Administrator J & K State Property in Pakistan, Lahore.	3	1	1	0	0	0	5	80
<b>21. Law &amp; Justice Division</b>	<b>150</b>	<b>91</b>	<b>57</b>	<b>21</b>	<b>154</b>	<b>10</b>	<b>483</b>	<b>3466</b>
Main (Including Law Offices), Islamabad.	54	20	15	6	4	1	100	1058
Accountability Courts, (Over all Pakistan).	3	15	1	0	21	0	40	263

Appellate Tribunal Inland Revenue Islamabad, Rawalpindi, Karachi, Peshawar, Lahore.	109	59	38	40	3	0	5	0	99	20	40	0	1	2	0	50	<b>466</b>
Banking Courts, (Over all Pakistan).	14	157	28	3	25	1	59	19	87	2	27	0	0	9	5	24	<b>460</b>
Commercial Courts, Karachi, Lahore.	0	3	1	0	0	0	1	0	1	0	2	0	0	0	2	0	<b>10</b>
Customs, Excise & Sales Tax Appellate Tribunal, (Over all Pakistan).	17	16	16	7	9	2	3	0	20	0	14	0	0	7	0	14	<b>125</b>
Drug Courts, (Over all Pakistan).	7	15	5	3	3	1	14	0	6	0	5	2	0	3	2	5	<b>71</b>
Environmental Protection Tribunal Karachi, Lahore, Peshawar, Quetta.	14	26	0	7	5	0	4	0	4	0	4	0	0	4	3	9	<b>80</b>
Federal Service Tribunal, Islamabad.	31	12	0	16	0	0	0	0	12	0	9	1	0	3	2	20	<b>106</b>
Federal Shariat Court, Islamabad.	0	73	13	0	23	0	0	0	31	0	10	0	0	3	19	15	<b>187</b>
Foreign Exchange Regulation Appellate Board, Karachi, Lahore.	1	2	1	0	0	0	1	0	1	0	0	0	0	0	0	0	<b>6</b>
Insurance Appellate Tribunal, Karachi.	0	2	0	0	1	0	0	0	2	0	1	0	0	0	0	2	<b>8</b>
Law & Justice Commission of Pakistan, Islamabad.	3	6	4	2	1	0	2	0	7	0	5	0	0	2	1	11	<b>44</b>
Regional Directorate of Human Rights, Lahore, Karachi, Peshawar, Quetta.	4	8	0	0	4	0	0	0	0	0	0	2	0	14	1	3	<b>36</b>
Special Courts Central, (Over all Pakistan).	1	17	5	1	8	0	8	0	8	0	6	0	0	2	0	7	<b>63</b>
Special Courts (CNS) (Over all Pakistan).	2	26	2	1	4	0	7	4	6	0	6	0	0	2	1	5	<b>66</b>
Special Courts (Customs, Taxation & Anti Smuggling) Karachi, Rawalpindi, Peshawar, Lahore.	3	12	1	0	4	0	5	1	4	0	4	0	0	0	0	4	<b>38</b>
Special Courts (Offences in Banks), Lahore, Peshawar, Karachi.	3	11	4	0	3	0	5	0	3	0	2	0	0	1	1	3	<b>36</b>
<b>22. Maritime Affairs Division</b>	<b>106</b>	<b>29</b>	<b>16</b>	<b>33</b>	<b>18</b>	<b>3</b>	<b>16</b>	<b>2</b>	<b>37</b>	<b>23</b>	<b>41</b>	<b>35</b>	<b>6</b>	<b>25</b>	<b>38</b>	<b>43</b>	<b>471</b>
Main, Islamabad.	48	4	0	14	0	0	0	0	13	1	5	0	0	19	28	16	<b>148</b>
Directorate of Dock Workers Safety, Karachi.	2	4	5	2	1	2	1	0	4	0	3	0	0	3	1	4	<b>32</b>
Government Shipping Office, Karachi.	0	3	3	0	2	0	0	0	7	2	7	0	0	0	0	1	<b>25</b>
Marine Biological Research Laboratory, Karachi.	10	2	1	0	4	0	2	2	2	3	1	0	4	0	0	3	<b>34</b>
Marine Fisheries Department, Karachi.	39	13	2	8	0	0	12	0	6	14	18	34	2	3	8	17	<b>176</b>
Mercantile Marine Department, Karachi.	7	3	5	9	11	1	1	0	5	3	7	1	0	0	1	2	<b>56</b>
<b>23. Narcotics Control Division</b>	<b>342</b>	<b>0</b>	<b>38</b>	<b>111</b>	<b>1325</b>	<b>0</b>	<b>17</b>	<b>0</b>	<b>316</b>	<b>0</b>	<b>338</b>	<b>1</b>	<b>1</b>	<b>231</b>	<b>73</b>	<b>228</b>	<b>3021</b>

Appellate Tribunal Inland Revenue Islamabad, Rawalpindi, Karachi, Peshawar, Lahore.	25	1	10	0	39	1	76	542
Banking Courts, (Over all Pakistan).	7	0	1	0	27	0	35	495
Commercial Courts, Karachi, Lahore.	0	0	1	0	2	0	3	13
Customs, Excise & Sales Tax Appellate Tribunal, (Over all Pakistan).	12	3	5	0	13	1	34	159
Drug Courts, (Over all Pakistan).	3	1	5	1	6	0	16	87
Environmental Protection Tribunal Karachi, Lahore, Peshawar, Quetta.	5	1	0	4	7	1	18	98
Federal Service Tribunal, Islamabad.	6	8	6	0	5	5	30	136
Federal Shariat Court, Islamabad.	16	25	8	6	2	1	58	245
Foreign Exchange Regulation Appellate Board, Karachi, Lahore.	0	0	0	0	2	0	2	8
Insurance Appellate Tribunal, Karachi.	0	0	0	1	1	0	2	10
Law & Justice Commission of Pakistan, Islamabad.	9	5	5	3	1	0	23	67
Regional Directorate of Human Rights, Lahore, Karachi, Peshawar, Quetta.	3	8	0	0	4	0	15	51
Special Courts Central, (Over all Pakistan).	0	1	0	0	8	0	9	72
Special Courts (CNS) (Over all Pakistan).	3	3	0	0	6	0	12	78
Special Courts (Customs, Taxation & Anti Smuggling) Karachi, Rawalpindi, Peshawar, Lahore.	0	0	0	0	3	0	3	41
Special Courts (Offences in Banks), Lahore, Peshawar, Karachi.	4	0	0	0	3	0	7	43
<b>22. Maritime Affairs Division</b>	<b>22</b>	<b>39</b>	<b>11</b>	<b>4</b>	<b>2</b>	<b>1</b>	<b>79</b>	<b>550</b>
Main, Islamabad.	7	22	5	3	2	1	40	188
Directorate of Dock Workers Safety, Karachi.	2	1	1	0	0	0	4	36
Government Shipping Office, Karachi.	0	1	1	0	0	0	2	27
Marine Biological Research Laboratory, Karachi.	3	0	0	0	0	0	3	37
Marine Fisheries Department, Karachi.	10	11	4	1	0	0	26	202
Mercantile Marine Department, Karachi.	0	4	0	0	0	0	4	60
<b>23. Narcotics Control Division</b>	<b>128</b>	<b>76</b>	<b>27</b>	<b>12</b>	<b>3</b>	<b>1</b>	<b>247</b>	<b>3268</b>

Main, Islamabad.	0	0	38	5	0	0	8	0	8	0	5	1	0	10	0	25	<b>100</b>
Anti Narcotics Force, Rawalpindi.	342	0	0	106	1325	0	9	0	308	0	333	0	1	221	73	203	<b>2921</b>
<b>24. National Food Security &amp; Research Division</b>	<b>142</b>	<b>381</b>	<b>31</b>	<b>80</b>	<b>181</b>	<b>15</b>	<b>40</b>	<b>0</b>	<b>117</b>	<b>32</b>	<b>96</b>	<b>7</b>	<b>53</b>	<b>60</b>	<b>35</b>	<b>171</b>	<b>1441</b>
Main, Islamabad.	40	12	2	19	7	0	0	0	20	0	13	0	0	23	24	21	<b>181</b>
Agriculture Policy Institute, Islamabad.	0	27	0	9	0	0	0	0	7	0	1	0	0	3	0	18	<b>65</b>
Animal Quarantine Department, Karachi.	0	84	0	0	21	0	20	0	1	0	12	0	0	10	0	11	<b>159</b>
Department of Plant Protection, Karachi.	0	232	25	0	108	15	19	0	51	19	48	0	47	5	0	95	<b>664</b>
Federal Seed Certification & Registration Department, Islamabad.	96	3	0	47	42	0	1	0	34	13	15	0	6	15	10	13	<b>295</b>
National Fertilizer Development Centre, Islamabad.	1	9	4	3	2	0	0	0	2	0	4	1	0	2	0	7	<b>35</b>
National Veterinary Laboratory, Islamabad.	5	14	0	2	1	0	0	0	2	0	3	6	0	2	1	6	<b>42</b>
<b>25. National Health Services Regulations &amp; Coordination Division</b>	<b>1687</b>	<b>910</b>	<b>51</b>	<b>364</b>	<b>149</b>	<b>57</b>	<b>209</b>	<b>13</b>	<b>999</b>	<b>12</b>	<b>173</b>	<b>187</b>	<b>12</b>	<b>255</b>	<b>106</b>	<b>1545</b>	<b>6729</b>
Main, Islamabad.	116	1	14	3	37	1	4	1	31	0	19	6	0	35	54	44	<b>366</b>
Common Unit to Manage Global Program Fund, Islamabad.	28	8	0	14	12	3	2	1	28	0	4	6	0	8	7	13	<b>134</b>
Directorate of Central Health Establishments, Islamabad.	285	31	0	80	12	28	39	4	133	2	2	0	10	10	1	13	<b>650</b>
Directorate of Central Warehouse & Supplies, Karachi.	17	1	3	5	2	0	4	0	2	0	4	1	0	2	3	3	<b>47</b>
District Population Welfare Office, Islamabad.	70	0	0	7	0	0	78	0	19	0	22	0	0	3	0	6	<b>205</b>
Expanded Programme on Immunization, Islamabad.	0	21	0	0	10	0	1	0	0	0	5	6	0	12	0	5	<b>60</b>
Federal Medical & Dental College, Islamabad.	8	40	0	0	11	0	5	0	10	0	0	3	0	8	0	11	<b>96</b>
Federal General Hospital, Islamabad.	79	37	0	9	2	0	2	0	51	0	4	9	0	1	3	90	<b>287</b>
Federal Government Polyclinic Postgraduate Medical Institute, Islamabad.	352	176	1	101	0	17	6	0	294	6	16	61	0	53	13	303	<b>1399</b>
National Institute of Rehabilitation Medicine, Islamabad.	33	37	0	12	2	0	10	0	31	0	6	6	0	10	0	66	<b>213</b>
National Health Information Resource Centre, Islamabad.	8	0	0	4	0	0	0	0	0	0	0	0	0	3	0	2	<b>17</b>
National Health Emergency Preparedness & Response Network, Islamabad.	2	6	0	9	0	0	0	0	6	0	2	0	0	4	0	11	<b>40</b>
National Research Institute for Fertility Care, Karachi.	0	14	3	0	8	1	3	5	3	0	5	3	0	3	9	6	<b>63</b>

Main, Islamabad.	0	13	5	0	1	1	20	120
Anti Narcotics Force, Rawalpindi.	128	63	22	12	2	0	227	3148
<b>24. National Food Security &amp; Research Division</b>	<b>193</b>	<b>65</b>	<b>41</b>	<b>19</b>	<b>2</b>	<b>1</b>	<b>321</b>	<b>1762</b>
Main, Islamabad.	35	8	9	9	1	1	63	244
Agriculture Policy Institute, Islamabad.	8	12	11	4	1	0	36	101
Animal Quarantine Department, Karachi.	20	10	1	0	0	0	31	190
Department of Plant Protection, Karachi.	37	11	8	3	0	0	59	723
Federal Seed Certification & Registration Department, Islamabad.	83	17	7	1	0	0	108	403
National Fertilizer Development Centre, Islamabad.	3	4	3	1	0	0	11	46
National Veterinary Laboratory, Islamabad.	7	3	2	1	0	0	13	55
<b>25. National Health Services Regulations &amp; Coordination Division</b>	<b>1437</b>	<b>509</b>	<b>189</b>	<b>89</b>	<b>4</b>	<b>2</b>	<b>2230</b>	<b>8959</b>
Main, Islamabad.	37	36	26	6	1	1	107	473
Common Unit to Manage Global Program Fund, Islamabad.	12	4	2	0	0	0	18	152
Directorate of Central Health Establishments, Islamabad.	106	12	2	0	0	0	120	770
Directorate of Central Warehouse & Supplies, Karachi.	1	2	1	0	0	0	4	51
District Population Welfare Office, Islamabad.	3	3	1	0	0	0	7	212
Expanded Programme on Immunization, Islamabad.	10	6	2	1	0	0	19	79
Federal Medical & Dental College, Islamabad.	50	11	6	7	0	0	74	170
Federal General Hospital, Islamabad.	59	25	5	0	0	0	89	376
Federal Government Polyclinic Postgraduate Medical Institute, Islamabad.	360	96	38	19	1	0	514	1913
National Institute of Rehabilitation Medicine, Islamabad.	74	16	11	1	0	0	102	315
National Health Information Resource Centre, Islamabad.	2	2	2	1	0	0	7	24
National Health Emergency Preparedness & Response Network, Islamabad.	1	5	1	1	0	0	8	48
National Research Institute for Fertility Care, Karachi.	7	6	3	0	0	0	16	79

National Institute of Population Studies, Islamabad.	12	3	0	7	1	0	2	0	3	0	1	4	0	2	2	9	<b>46</b>
Pakistan Institute of Medical Sciences, Islamabad.	677	535	18	110	50	7	53	0	387	4	80	81	2	98	14	961	<b>3077</b>
Regional Training Institute, Islamabad.	0	0	12	3	2	0	0	2	1	0	3	1	0	3	0	2	<b>29</b>
<b>26. National History and Literary Heritage Division</b>	<b>134</b>	<b>70</b>	<b>22</b>	<b>29</b>	<b>20</b>	<b>1</b>	<b>28</b>	<b>1</b>	<b>45</b>	<b>8</b>	<b>48</b>	<b>15</b>	<b>10</b>	<b>40</b>	<b>34</b>	<b>78</b>	<b>583</b>
Main, Islamabad.	30	3	0	9	0	0	0	0	10	0	5	0	0	12	15	11	<b>95</b>
Department of Archaeology & Museums, Islamabad.	43	47	8	9	12	1	11	1	14	6	17	1	2	8	9	19	<b>208</b>
National Language Promotion Department, Islamabad.	24	0	3	0	0	0	7	0	4	0	12	0	0	8	5	16	<b>79</b>
National Library of Pakistan, Islamabad.	11	7	10	1	6	0	6	0	12	0	2	7	1	2	0	12	<b>77</b>
Quaid-i-Azam Academy, Islamabad, Karachi.	2	8	0	3	2	0	0	0	1	0	5	0	0	0	2	7	<b>30</b>
Urdu Dictionary Board, Karachi.	6	3	1	2	0	0	4	0	2	0	6	3	7	2	1	9	<b>46</b>
Urdu Science Board, Lahore.	18	2	0	5	0	0	0	0	2	2	1	4	0	8	2	4	<b>48</b>
<b>27. National Security Division, Islamabad.</b>	<b>5</b>	<b>1</b>	<b>1</b>	<b>5</b>	<b>2</b>	<b>0</b>	<b>0</b>	<b>0</b>	<b>1</b>	<b>0</b>	<b>1</b>	<b>0</b>	<b>0</b>	<b>0</b>	<b>0</b>	<b>5</b>	<b>21</b>
<b>28. Overseas Pakistanis and Human Resource Development Division</b>	<b>155</b>	<b>74</b>	<b>0</b>	<b>61</b>	<b>16</b>	<b>0</b>	<b>15</b>	<b>0</b>	<b>77</b>	<b>1</b>	<b>48</b>	<b>38</b>	<b>0</b>	<b>90</b>	<b>85</b>	<b>117</b>	<b>777</b>
Main, Islamabad.	73	8	0	29	1	0	0	0	32	0	11	0	0	33	46	31	<b>264</b>
Bureau of Emigration & Overseas Employment, Islamabad.	82	1	0	19	0	0	0	0	33	0	23	38	0	36	38	59	<b>329</b>
Directorate of Workers Education, Islamabad.	0	10	0	0	10	0	0	0	4	0	3	0	0	7	0	10	<b>44</b>
National Industrial Relations Commission, Islamabad.	0	55	0	13	5	0	15	0	8	1	11	0	0	14	1	17	<b>140</b>
<b>29. Parliamentary Affairs Division, Islamabad.</b>	<b>51</b>	<b>8</b>	<b>0</b>	<b>17</b>	<b>1</b>	<b>0</b>	<b>0</b>	<b>0</b>	<b>15</b>	<b>0</b>	<b>12</b>	<b>1</b>	<b>0</b>	<b>15</b>	<b>18</b>	<b>22</b>	<b>160</b>
<b>30. Petroleum Division</b>	<b>397</b>	<b>29</b>	<b>54</b>	<b>95</b>	<b>17</b>	<b>12</b>	<b>72</b>	<b>0</b>	<b>120</b>	<b>3</b>	<b>67</b>	<b>3</b>	<b>2</b>	<b>64</b>	<b>36</b>	<b>118</b>	<b>1089</b>
Main, Islamabad.	90	2	4	20	2	0	1	0	26	0	12	0	0	42	19	52	<b>270</b>
Central Inspectorate of Mines, Islamabad.	0	4	0	1	1	0	1	0	2	0	2	0	0	1	0	1	<b>13</b>
Geological Survey of Pakistan, Quetta.	307	23	50	74	14	12	70	0	92	3	53	3	2	21	17	65	<b>806</b>
<b>31. Planning Development and Reform Division</b>	<b>791</b>	<b>216</b>	<b>206</b>	<b>302</b>	<b>631</b>	<b>281</b>	<b>879</b>	<b>276</b>	<b>540</b>	<b>66</b>	<b>564</b>	<b>282</b>	<b>122</b>	<b>568</b>	<b>1578</b>	<b>468</b>	<b>7770</b>
Main, Islamabad.	212	9	8	49	3	0	0	0	62	0	32	0	1	74	83	125	<b>658</b>
Jawaid Azfar Computer Centre, Islamabad.	5	0	0	0	0	0	0	0	1	0	1	0	0	0	1	4	<b>12</b>
National Logistic Cell, Rawalpindi.	227	175	183	107	609	270	871	269	326	58	307	107	108	305	114	244	<b>4280</b>

National Institute of Population Studies, Islamabad.	11	5	4	2	1	1	24	70
Pakistan Institute of Medical Sciences, Islamabad.	698	279	84	51	1	0	1113	4190
Regional Training Institute, Islamabad.	6	1	1	0	0	0	8	37
<b>26. National History and Literary Heritage Division</b>	<b>61</b>	<b>29</b>	<b>13</b>	<b>7</b>	<b>0</b>	<b>1</b>	<b>111</b>	<b>694</b>
Main, Islamabad.	6	9	5	2	0	1	23	118
Department of Archaeology & Museums, Islamabad.	9	3	1	1	0	0	14	222
National Language Promotion Department, Islamabad.	11	6	4	1	0	0	22	101
National Library of Pakistan, Islamabad.	11	4	2	1	0	0	18	95
Quaid-i-Azam Academy, Islamabad, Karachi.	6	2	0	1	0	0	9	39
Urdu Dictionary Board, Karachi.	5	3	0	1	0	0	9	55
Urdu Science Board, Lahore.	13	2	1	0	0	0	16	64
<b>27. National Security Division, Islamabad.</b>	<b>4</b>	<b>1</b>	<b>2</b>	<b>1</b>	<b>2</b>	<b>1</b>	<b>11</b>	<b>32</b>
<b>28. Overseas Pakistanis and Human Resource Development Division</b>	<b>60</b>	<b>59</b>	<b>24</b>	<b>6</b>	<b>11</b>	<b>2</b>	<b>162</b>	<b>939</b>
Main, Islamabad.	0	34	11	3	1	1	50	314
Bureau of Emigration & Overseas Employment, Islamabad.	44	21	9	1	1	0	76	405
Directorate of Workers Education, Islamabad.	6	4	2	1	0	0	13	57
National Industrial Relations Commission, Islamabad.	10	0	2	1	9	1	23	163
<b>29. Parliamentary Affairs Division, Islamabad.</b>	<b>19</b>	<b>3</b>	<b>7</b>	<b>3</b>	<b>1</b>	<b>1</b>	<b>34</b>	<b>194</b>
<b>30. Petroleum Division</b>	<b>208</b>	<b>91</b>	<b>38</b>	<b>12</b>	<b>4</b>	<b>2</b>	<b>355</b>	<b>1444</b>
Main, Islamabad.	40	30	20	8	3	2	103	373
Central Inspectorate of Mines, Islamabad.	1	1	1	0	0	0	3	16
Geological Survey of Pakistan, Quetta.	167	60	17	4	1	0	249	1055
<b>31. Planning Development and Reform Division</b>	<b>656</b>	<b>330</b>	<b>180</b>	<b>66</b>	<b>12</b>	<b>2</b>	<b>1246</b>	<b>9016</b>
Main, Islamabad.	87	142	63	36	10	2	340	998
Jawaid Azfar Computer Centre, Islamabad.	1	3	0	0	1	0	5	17
National Logistic Cell, Rawalpindi.	137	88	82	12	1	0	320	4600



Pakistan Planning and Management Institute, Islamabad.	13	5	0	2	1	0	3	0	2	0	0	1	0	1	3	5	<b>36</b>
Pakistan Bureau of Statistics, Islamabad.	334	27	15	144	18	11	5	7	149	8	224	174	13	188	1377	90	<b>2784</b>
<b>32. Postal Services Division</b>	<b>1823</b>	<b>5443</b>	<b>1140</b>	<b>887</b>	<b>35</b>	<b>87</b>	<b>6111</b>	<b>556</b>	<b>11943</b>	<b>0</b>	<b>1354</b>	<b>46</b>	<b>0</b>	<b>1465</b>	<b>70</b>	<b>455</b>	<b>31415</b>
Main, Islamabad.	0	16	0	0	4	0	0	0	4	0	3	0	0	4	2	8	<b>41</b>
Pakistan Post Office Department, (Over all Pakistan).	1823	5427	1140	887	31	87	6111	556	11939	0	1351	46	0	1461	68	447	<b>31374</b>
<b>33. Poverty Alleviation and Social Safety Division, Islamabad.</b>	<b>34</b>	<b>0</b>	<b>3</b>	<b>14</b>	<b>1</b>	<b>0</b>	<b>0</b>	<b>0</b>	<b>13</b>	<b>0</b>	<b>9</b>	<b>1</b>	<b>0</b>	<b>13</b>	<b>0</b>	<b>34</b>	<b>122</b>
<b>34. Power Division, Islamabad</b>	<b>0</b>	<b>35</b>	<b>3</b>	<b>0</b>	<b>0</b>	<b>0</b>	<b>14</b>	<b>0</b>	<b>14</b>	<b>0</b>	<b>4</b>	<b>0</b>	<b>0</b>	<b>16</b>	<b>0</b>	<b>37</b>	<b>123</b>
<b>35. Privatization Division, Islamabad.</b>	<b>18</b>	<b>5</b>	<b>0</b>	<b>7</b>	<b>0</b>	<b>0</b>	<b>1</b>	<b>0</b>	<b>13</b>	<b>0</b>	<b>3</b>	<b>0</b>	<b>0</b>	<b>4</b>	<b>5</b>	<b>10</b>	<b>66</b>
<b>36. Railways Division</b>	<b>17399</b>	<b>14780</b>	<b>2521</b>	<b>7736</b>	<b>13893</b>	<b>13475</b>	<b>1697</b>	<b>2787</b>	<b>5244</b>	<b>1111</b>	<b>3902</b>	<b>1301</b>	<b>1241</b>	<b>3053</b>	<b>1418</b>	<b>3151</b>	<b>94709</b>
Main, Islamabad.	44	7	6	18	0	1	0	0	14	0	9	3	0	25	10	52	<b>189</b>
Pakistan Railways HQ, Lahore.	17355	14773	2515	7718	13893	13474	1697	2787	5230	1111	3893	1298	1241	3028	1408	3099	<b>94520</b>
<b>37. Religious Affairs and Inter-faith Harmony Division</b>	<b>132</b>	<b>40</b>	<b>11</b>	<b>47</b>	<b>16</b>	<b>3</b>	<b>4</b>	<b>0</b>	<b>60</b>	<b>0</b>	<b>47</b>	<b>3</b>	<b>0</b>	<b>43</b>	<b>50</b>	<b>96</b>	<b>552</b>
Main, Islamabad.	56	25	2	21	3	2	3	0	33	0	16	3	0	22	29	47	<b>262</b>
Directorate of Hajj, (Over all Pakistan).	76	15	9	26	13	1	1	0	27	0	31	0	0	21	21	49	<b>290</b>
<b>38. Revenue Division</b>	<b>4127</b>	<b>953</b>	<b>10</b>	<b>1192</b>	<b>3825</b>	<b>2</b>	<b>587</b>	<b>9</b>	<b>1959</b>	<b>35</b>	<b>2480</b>	<b>509</b>	<b>7</b>	<b>1709</b>	<b>173</b>	<b>7684</b>	<b>25261</b>
Main, Islamabad.	0	0	10	2	4	1	0	0	6	0	2	0	0	5	0	9	<b>39</b>
Federal Board of Revenue Including (Customs, Central Excise Sales Tax & Incom Tax Departments), HQ, Islamabad.	4127	953	0	1190	3821	1	587	9	1953	35	2478	509	7	1704	173	7675	<b>25222</b>
<b>39. Science &amp; Technology Division, Islamabad.</b>	<b>58</b>	<b>4</b>	<b>0</b>	<b>15</b>	<b>0</b>	<b>2</b>	<b>0</b>	<b>0</b>	<b>9</b>	<b>0</b>	<b>3</b>	<b>0</b>	<b>0</b>	<b>19</b>	<b>27</b>	<b>28</b>	<b>165</b>
<b>40. States and Frontier Regions Division</b>	<b>50</b>	<b>114</b>	<b>6</b>	<b>15</b>	<b>310</b>	<b>3</b>	<b>87</b>	<b>0</b>	<b>112</b>	<b>0</b>	<b>41</b>	<b>0</b>	<b>0</b>	<b>62</b>	<b>13</b>	<b>80</b>	<b>893</b>
Main, Islamabad.	28	7	0	13	0	0	0	0	13	0	9	0	0	17	7	28	<b>122</b>
Chief Commissioner for Afghan Refugees, Islamabad, Lahore, Karachi, Quetta, Peshawar.	22	107	6	2	310	3	87	0	99	0	32	0	0	45	6	52	<b>771</b>
<b>41. Textile Division</b>	<b>10</b>	<b>1</b>	<b>55</b>	<b>2</b>	<b>16</b>	<b>0</b>	<b>0</b>	<b>0</b>	<b>19</b>	<b>0</b>	<b>22</b>	<b>7</b>	<b>0</b>	<b>20</b>	<b>20</b>	<b>25</b>	<b>197</b>
Main, Islamabad.	0	0	55	0	16	0	0	0	12	0	12	0	0	16	17	16	<b>144</b>
Textile Commissioner's Organization, Karachi.	10	1	0	2	0	0	0	0	7	0	10	7	0	4	3	9	<b>53</b>
<b>42. Water Resources Division</b>	<b>70</b>	<b>3</b>	<b>2</b>	<b>23</b>	<b>4</b>	<b>1</b>	<b>0</b>	<b>0</b>	<b>15</b>	<b>0</b>	<b>18</b>	<b>1</b>	<b>3</b>	<b>14</b>	<b>18</b>	<b>44</b>	<b>216</b>
Main, Islamabad.	12	0	2	5	0	0	0	0	4	0	4	0	0	7	7	8	<b>49</b>
Office of the Chief Engineering Adviser Chairman Federal Flood Commission, Islamabad.	40	2	0	12	1	0	0	0	5	0	9	0	1	5	9	32	<b>116</b>

Pakistan Planning and Management Institute, Islamabad.	2	2	2	1	0	0	7	43
Pakistan Bureau of Statistics, Islamabad.	429	95	33	17	0	0	574	3358
<b>32. Postal Services Division</b>	<b>181</b>	<b>100</b>	<b>36</b>	<b>16</b>	<b>9</b>	<b>3</b>	<b>345</b>	<b>31760</b>
Main, Islamabad.	0	7	2	0	1	1	11	52
Pakistan Post Office Department, (Over all Pakistan).	181	93	34	16	8	2	334	31708
<b>33. Poverty Alleviation and Social Safety Division, Islamabad.</b>	<b>19</b>	<b>2</b>	<b>5</b>	<b>2</b>	<b>1</b>	<b>1</b>	<b>30</b>	<b>152</b>
<b>34. Power Division, Islamabad.</b>	<b>0</b>	<b>26</b>	<b>5</b>	<b>6</b>	<b>2</b>	<b>1</b>	<b>40</b>	<b>163</b>
<b>35. Privatization Division, Islamabad.</b>	<b>2</b>	<b>4</b>	<b>3</b>	<b>1</b>	<b>0</b>	<b>1</b>	<b>11</b>	<b>77</b>
<b>36. Railways Division</b>	<b>749</b>	<b>420</b>	<b>104</b>	<b>56</b>	<b>12</b>	<b>3</b>	<b>1344</b>	<b>96053</b>
Main, Islamabad.	24	12	6	4	2	1	49	238
Pakistan Railways HQ, Lahore.	725	408	98	52	10	2	1295	95815
<b>37. Religious Affairs and Inter-faith Harmony Division</b>	<b>46</b>	<b>29</b>	<b>19</b>	<b>7</b>	<b>2</b>	<b>1</b>	<b>104</b>	<b>656</b>
Main, Islamabad.	15	16	9	6	2	1	49	311
Directorate of Hajj, (Over all Pakistan).	31	13	10	1	0	0	55	345
<b>38. Revenue Division</b>	<b>700</b>	<b>1046</b>	<b>459</b>	<b>258</b>	<b>82</b>	<b>10</b>	<b>2555</b>	<b>27816</b>
Main, Islamabad.	4	1	2	2	1	1	11	50
Federal Board of Revenue Including (Customs, Central Excise Sales Tax & Incom Tax Departments), HQ, Islamabad.	696	1045	457	256	81	9	2544	27766
<b>39. Science &amp; Technology Division, Islamabad.</b>	<b>15</b>	<b>10</b>	<b>10</b>	<b>7</b>	<b>1</b>	<b>1</b>	<b>44</b>	<b>209</b>
<b>40. States and Frontier Regions Division</b>	<b>58</b>	<b>21</b>	<b>11</b>	<b>6</b>	<b>1</b>	<b>1</b>	<b>98</b>	<b>991</b>
Main, Islamabad.	8	11	7	2	0	1	29	151
Chief Commissioner for Afghan Refugees, Islamabad, Lahore, Karachi, Quetta, Peshawar.	50	10	4	4	1	0	69	840
<b>41. Textile Division</b>	<b>14</b>	<b>17</b>	<b>7</b>	<b>4</b>	<b>0</b>	<b>1</b>	<b>43</b>	<b>240</b>
Main, Islamabad.	10	14	5	3	0	1	33	177
Textile Commissioner's Organization, Karachi.	4	3	2	1	0	0	10	63
<b>42. Water Resources Division</b>	<b>17</b>	<b>22</b>	<b>14</b>	<b>8</b>	<b>3</b>	<b>1</b>	<b>65</b>	<b>281</b>
Main, Islamabad.	3	7	3	2	0	1	16	65
Office of the Chief Engineering Adviser Chairman Federal Flood Commission, Islamabad.	10	12	8	5	2	0	37	153

Pakistan Commissioner for Indus Waters, Lahore.	18	1	0	6	3	1	0	0	6	0	5	1	2	2	2	4	51
<b>43. President's Secretariat (Public), Islamabad.</b>	<b>39</b>	<b>30</b>	<b>2</b>	<b>35</b>	<b>7</b>	<b>21</b>	<b>9</b>	<b>0</b>	<b>19</b>	<b>1</b>	<b>17</b>	<b>2</b>	<b>0</b>	<b>14</b>	<b>1</b>	<b>58</b>	<b>255</b>
<b>44. President's Secretariat (Personal), Islamabad.</b>	<b>80</b>	<b>52</b>	<b>56</b>	<b>39</b>	<b>88</b>	<b>31</b>	<b>32</b>	<b>13</b>	<b>38</b>	<b>0</b>	<b>23</b>	<b>4</b>	<b>0</b>	<b>20</b>	<b>3</b>	<b>34</b>	<b>513</b>
<b>45. Prime Minister's Office (Public)</b>	<b>109</b>	<b>31</b>	<b>1</b>	<b>68</b>	<b>3</b>	<b>0</b>	<b>0</b>	<b>0</b>	<b>36</b>	<b>0</b>	<b>33</b>	<b>5</b>	<b>1</b>	<b>33</b>	<b>77</b>	<b>77</b>	<b>474</b>
Main, Islamabad.	27	24	0	35	1	0	0	0	16	0	13	5	0	10	38	36	205
Board of Investment, Islamabad.	74	5	1	25	2	0	0	0	18	0	17	0	1	18	34	35	230
Prime Minister's Inspection Commission, Islamabad.	8	2	0	8	0	0	0	0	2	0	3	0	0	5	5	6	39
<b>46. Prime Minister's Office (Internal), Islamabad.</b>	<b>128</b>	<b>11</b>	<b>2</b>	<b>46</b>	<b>39</b>	<b>2</b>	<b>6</b>	<b>6</b>	<b>34</b>	<b>5</b>	<b>20</b>	<b>1</b>	<b>0</b>	<b>13</b>	<b>19</b>	<b>18</b>	<b>350</b>
<b>47. Council of Islamic Ideology, Islamabad.</b>	<b>26</b>	<b>0</b>	<b>2</b>	<b>15</b>	<b>4</b>	<b>0</b>	<b>1</b>	<b>0</b>	<b>10</b>	<b>0</b>	<b>9</b>	<b>3</b>	<b>0</b>	<b>7</b>	<b>0</b>	<b>16</b>	<b>93</b>
<b>48. Senate Secretariat, Islamabad.</b>	<b>243</b>	<b>13</b>	<b>0</b>	<b>157</b>	<b>11</b>	<b>0</b>	<b>17</b>	<b>0</b>	<b>128</b>	<b>0</b>	<b>32</b>	<b>7</b>	<b>0</b>	<b>66</b>	<b>95</b>	<b>163</b>	<b>932</b>
<b>49. Election Commission of Pakistan</b>	<b>19</b>	<b>306</b>	<b>423</b>	<b>20</b>	<b>56</b>	<b>153</b>	<b>27</b>	<b>8</b>	<b>296</b>	<b>0</b>	<b>329</b>	<b>0</b>	<b>175</b>	<b>122</b>	<b>156</b>	<b>189</b>	<b>2279</b>
Main, Islamabad.	0	62	33	5	20	6	1	3	24	0	18	0	3	25	25	43	268
Provincial Election Commissioners, Punjab, Sindh, KP, Balochistan.	19	244	390	15	36	147	26	5	272	0	311	0	172	97	131	146	2011
<b>50. Wafaqi Mohtasib (Ombudsman)'s Secretariat, Islamabad.</b>	<b>181</b>	<b>22</b>	<b>0</b>	<b>62</b>	<b>0</b>	<b>0</b>	<b>2</b>	<b>1</b>	<b>41</b>	<b>1</b>	<b>61</b>	<b>7</b>	<b>0</b>	<b>47</b>	<b>74</b>	<b>55</b>	<b>554</b>
<b>51. Supreme Court of Pakistan, Islamabad.</b>	<b>0</b>	<b>62</b>	<b>151</b>	<b>60</b>	<b>19</b>	<b>48</b>	<b>41</b>	<b>14</b>	<b>83</b>	<b>7</b>	<b>17</b>	<b>13</b>	<b>3</b>	<b>66</b>	<b>19</b>	<b>91</b>	<b>694</b>
<b>52. Federal Tax Ombudsman Secretariat, Islamabad.</b>	<b>53</b>	<b>26</b>	<b>6</b>	<b>0</b>	<b>17</b>	<b>8</b>	<b>0</b>	<b>0</b>	<b>23</b>	<b>0</b>	<b>15</b>	<b>0</b>	<b>0</b>	<b>19</b>	<b>4</b>	<b>36</b>	<b>207</b>
<b>53. National Accountability Bureau, Islamabad.</b>	<b>440</b>	<b>15</b>	<b>0</b>	<b>213</b>	<b>0</b>	<b>0</b>	<b>1</b>	<b>0</b>	<b>107</b>	<b>0</b>	<b>94</b>	<b>48</b>	<b>0</b>	<b>175</b>	<b>139</b>	<b>288</b>	<b>1520</b>
<b>G. SUB. TOTAL</b>	<b>83790</b>	<b>48836</b>	<b>9629</b>	<b>29372</b>	<b>131232</b>	<b>72946</b>	<b>65771</b>	<b>10545</b>	<b>54544</b>	<b>4156</b>	<b>33590</b>	<b>5545</b>	<b>3301</b>	<b>27100</b>	<b>7753</b>	<b>46530</b>	<b>634640</b>

Pakistan Commissioner for Indus Waters, Lahore.	4	3	3	1	1	0	12	63
<b>43. President's Secretariat (Public), Islamabad.</b>	<b>15</b>	<b>15</b>	<b>18</b>	<b>6</b>	<b>4</b>	<b>1</b>	<b>59</b>	<b>314</b>
<b>44. President's Secretariat (Personal), Islamabad.</b>	<b>13</b>	<b>14</b>	<b>1</b>	<b>0</b>	<b>0</b>	<b>0</b>	<b>28</b>	<b>541</b>
<b>45. Prime Minister's Office (Public)</b>	<b>28</b>	<b>30</b>	<b>35</b>	<b>21</b>	<b>6</b>	<b>3</b>	<b>123</b>	<b>597</b>
Main, Islamabad.	7	8	21	12	2	1	51	256
Board of Investment, Islamabad.	17	19	12	5	2	1	56	286
Prime Minister's Inspection Commission, Islamabad.	4	3	2	4	2	1	16	55
<b>46. Prime Minister's Office (Internal), Islamabad.</b>	<b>3</b>	<b>6</b>	<b>1</b>	<b>0</b>	<b>0</b>	<b>0</b>	<b>10</b>	<b>360</b>
<b>47. Council of Islamic Ideology, Islamabad.</b>	<b>11</b>	<b>5</b>	<b>4</b>	<b>1</b>	<b>1</b>	<b>0</b>	<b>22</b>	<b>115</b>
<b>48. Senate Secretariat, Islamabad.</b>	<b>129</b>	<b>47</b>	<b>31</b>	<b>19</b>	<b>5</b>	<b>3</b>	<b>234</b>	<b>1166</b>
<b>49. Election Commission of Pakistan</b>	<b>206</b>	<b>208</b>	<b>65</b>	<b>14</b>	<b>10</b>	<b>1</b>	<b>504</b>	<b>2783</b>
Main, Islamabad.	26	32	18	10	6	1	93	361
Provincial Election Commissioners, Punjab, Sindh, KP, Balochistan.	180	176	47	4	4	0	411	2422
<b>50. Wafaqi Mohtasib (Ombudsman)'s Secretariat, Islamabad.</b>	<b>100</b>	<b>19</b>	<b>19</b>	<b>16</b>	<b>9</b>	<b>1</b>	<b>164</b>	<b>718</b>
<b>51. Supreme Court of Pakistan, Islamabad.</b>	<b>35</b>	<b>15</b>	<b>78</b>	<b>8</b>	<b>4</b>	<b>2</b>	<b>142</b>	<b>836</b>
<b>52. Federal Tax Ombudsman Secretariat, Islamabad.</b>	<b>50</b>	<b>6</b>	<b>4</b>	<b>2</b>	<b>0</b>	<b>2</b>	<b>64</b>	<b>271</b>
<b>53. National Accountability Bureau, Islamabad.</b>	<b>266</b>	<b>214</b>	<b>128</b>	<b>37</b>	<b>12</b>	<b>0</b>	<b>657</b>	<b>2177</b>
<b>GRAND TOTAL</b>	<b>21540</b>	<b>10272</b>	<b>3897</b>	<b>1342</b>	<b>517</b>	<b>109</b>	<b>37677</b>	<b>672317</b>

TABLE-30

## DOMICILE WISE ACTUAL STRENGTH OF EMPLOYEES BY BASIC SCALE AND DIVISIONS / ATTACHED DEPARTMENTS / SUBORDINATE OFFICES

DIVISION/OFFICE	DOMICILE	BASIC SCALE 1 to 16																TOTAL
		1	2	3	4	5	6	7	8	9	10	11	12	13	14	15	16	
		<b>1. Aviation Division</b>	<b>G. TOTAL</b>	<b>1084</b>	<b>35</b>	<b>13</b>	<b>42</b>	<b>189</b>	<b>33</b>	<b>4168</b>	<b>1</b>	<b>1754</b>	<b>1</b>	<b>2466</b>	<b>75</b>	<b>75</b>	<b>1827</b>	
<b>Main, Islamabad.</b>	<b>TOTAL</b>	<b>13</b>	<b>3</b>	<b>1</b>	<b>2</b>	<b>2</b>	<b>0</b>	<b>0</b>	<b>0</b>	<b>7</b>	<b>0</b>	<b>2</b>	<b>0</b>	<b>0</b>	<b>3</b>	<b>8</b>	<b>13</b>	<b>54</b>
	Islamabad	2	2	0	0	1	0	0	0	1	0	0	0	0	0	0	0	6
	Punjab	11	1	1	2	1	0	0	0	4	0	2	0	0	2	4	4	32
	Sindh R	0	0	0	0	0	0	0	0	1	0	0	0	0	0	1	2	4
	Sindh U	0	0	0	0	0	0	0	0	0	0	0	0	0	0	0	1	1
	KP	0	0	0	0	0	0	0	0	0	0	0	0	0	1	1	5	7
	Balochistan	0	0	0	0	0	0	0	0	1	0	0	0	0	0	1	1	3
	AJ&K	0	0	0	0	0	0	0	0	0	0	0	0	0	0	1	0	1
	GB	0	0	0	0	0	0	0	0	0	0	0	0	0	0	0	0	0
	FATA	0	0	0	0	0	0	0	0	0	0	0	0	0	0	0	0	0
<b>Airports Security Force,</b>	<b>TOTAL</b>	<b>373</b>	<b>2</b>	<b>9</b>	<b>0</b>	<b>150</b>	<b>0</b>	<b>4060</b>	<b>1</b>	<b>1279</b>	<b>1</b>	<b>2431</b>	<b>0</b>	<b>0</b>	<b>1540</b>	<b>22</b>	<b>544</b>	<b>10412</b>
<b>Karachi.</b>	Islamabad	6	0	0	0	4	0	30	0	5	0	12	0	0	8	0	2	67
	Punjab	181	2	5	0	80	0	2213	1	337	1	1456	0	0	844	11	319	5450
	Sindh R	24	0	2	0	22	0	467	0	301	0	212	0	0	164	0	47	1239
	Sindh U	78	0	0	0	12	0	299	0	175	0	193	0	0	158	8	50	973
	KP	30	0	1	0	17	0	568	0	249	0	339	0	0	226	3	82	1515
	Balochistan	32	0	1	0	7	0	235	0	94	0	77	0	0	42	0	11	499
	AJ&K	12	0	0	0	2	0	93	0	34	0	56	0	0	35	0	12	244
	GB	8	0	0	0	2	0	104	0	62	0	45	0	0	32	0	8	261
	FATA	2	0	0	0	4	0	51	0	22	0	41	0	0	31	0	13	164
<b>Pakistan Meteorological</b>	<b>TOTAL</b>	<b>698</b>	<b>30</b>	<b>3</b>	<b>40</b>	<b>37</b>	<b>33</b>	<b>108</b>	<b>0</b>	<b>468</b>	<b>0</b>	<b>33</b>	<b>75</b>	<b>75</b>	<b>284</b>	<b>20</b>	<b>128</b>	<b>2032</b>
<b>Department, Islamabad.</b>	Islamabad	16	1	0	0	1	0	2	0	8	0	0	2	0	4	0	2	36
	Punjab	196	4	2	18	20	18	59	0	237	0	15	34	41	142	12	66	864
	Sindh R	50	1	0	6	3	3	14	0	59	0	4	12	4	39	2	17	214
	Sindh U	209	20	1	5	2	5	16	0	40	0	11	8	8	20	0	18	363
	KP	84	1	0	8	4	5	7	0	60	0	3	11	10	38	2	18	251
	Balochistan	96	1	0	3	1	1	4	0	27	0	0	6	2	14	1	4	160
	AJ&K	14	2	0	0	3	1	2	0	15	0	0	2	3	7	2	0	51
	GB	33	0	0	0	2	0	4	0	22	0	0	0	5	20	1	1	88
	FATA	0	0	0	0	1	0	0	0	0	0	0	0	2	0	0	2	5
<b>2. Cabinet Division</b>	<b>G. TOTAL</b>	<b>330</b>	<b>49</b>	<b>9</b>	<b>124</b>	<b>8</b>	<b>3</b>	<b>7</b>	<b>2</b>	<b>124</b>	<b>13</b>	<b>57</b>	<b>5</b>	<b>2</b>	<b>70</b>	<b>55</b>	<b>163</b>	<b>1021</b>
<b>Main, Islamabad.</b>	<b>TOTAL</b>	<b>177</b>	<b>27</b>	<b>0</b>	<b>110</b>	<b>0</b>	<b>0</b>	<b>0</b>	<b>0</b>	<b>73</b>	<b>1</b>	<b>13</b>	<b>5</b>	<b>0</b>	<b>63</b>	<b>19</b>	<b>133</b>	<b>621</b>
	Islamabad	40	8	0	9	0	0	0	0	17	0	4	2	0	10	1	10	101
	Punjab	137	19	0	56	0	0	0	0	32	1	7	1	0	35	13	78	379
	Sindh R	0	0	0	8	0	0	0	0	5	0	0	1	0	7	0	10	31
	Sindh U	0	0	0	7	0	0	0	0	2	0	1	0	0	0	0	7	17
	KP	0	0	0	22	0	0	0	0	14	0	1	1	0	5	4	18	65
	Balochistan	0	0	0	3	0	0	0	0	1	0	0	0	0	2	0	5	11
	AJ&K	0	0	0	5	0	0	0	0	0	0	0	0	0	2	1	3	11
	GB	0	0	0	0	0	0	0	0	1	0	0	0	0	0	0	1	2
	FATA	0	0	0	0	0	0	0	0	1	0	0	0	0	2	0	1	4



<b>Department of</b>	<b>TOTAL</b>	<b>32</b>	<b>14</b>	<b>9</b>	<b>7</b>	<b>2</b>	<b>3</b>	<b>0</b>	<b>0</b>	<b>13</b>	<b>2</b>	<b>15</b>	<b>0</b>	<b>0</b>	<b>1</b>	<b>28</b>	<b>14</b>	<b>140</b>
<b>Communications Security,</b>	Islamabad	13	2	0	0	0	0	0	0	3	0	4	0	0	0	2	0	24
<b>Islamabad.</b>	Punjab	17	10	9	4	1	3	0	0	5	1	8	0	0	0	12	10	80
	Sindh R	0	0	0	0	0	0	0	0	2	0	0	0	0	0	5	2	9
	Sindh U	0	0	0	0	0	0	0	0	0	0	2	0	0	0	3	0	5
	KP	0	1	0	3	1	0	0	0	2	1	0	0	0	0	5	2	15
	Balochistan	0	0	0	0	0	0	0	0	1	0	1	0	0	0	1	0	3
	AJ&K	1	1	0	0	0	0	0	0	0	0	0	0	0	0	0	0	2
	GB	1	0	0	0	0	0	0	0	0	0	0	0	0	0	0	0	1
	FATA	0	0	0	0	0	0	0	0	0	0	0	0	0	1	0	0	1
<b>Department of Stationery and</b>	<b>TOTAL</b>	<b>94</b>	<b>2</b>	<b>0</b>	<b>1</b>	<b>0</b>	<b>0</b>	<b>0</b>	<b>0</b>	<b>32</b>	<b>3</b>	<b>25</b>	<b>0</b>	<b>0</b>	<b>0</b>	<b>6</b>	<b>4</b>	<b>167</b>
<b>Forms, Karachi.</b>	Islamabad	0	0	0	0	0	0	0	0	0	0	0	0	0	0	0	0	0
	Punjab	6	0	0	0	0	0	0	0	9	1	3	0	0	0	3	1	23
	Sindh R	2	0	0	0	0	0	0	0	2	1	0	0	0	0	0	1	6
	Sindh U	86	2	0	1	0	0	0	0	18	1	20	0	0	0	2	2	132
	KP	0	0	0	0	0	0	0	0	1	0	1	0	0	0	1	0	3
	Balochistan	0	0	0	0	0	0	0	0	1	0	1	0	0	0	0	0	2
	AJ&K	0	0	0	0	0	0	0	0	0	0	0	0	0	0	0	0	0
	GB	0	0	0	0	0	0	0	0	0	0	0	0	0	0	0	0	0
	FATA	0	0	0	0	0	0	0	0	1	0	0	0	0	0	0	0	1
<b>Institutional Reforms Cell,</b>	<b>TOTAL</b>	<b>4</b>	<b>0</b>	<b>0</b>	<b>0</b>	<b>0</b>	<b>0</b>	<b>0</b>	<b>0</b>	<b>0</b>	<b>0</b>	<b>0</b>	<b>0</b>	<b>0</b>	<b>0</b>	<b>2</b>	<b>1</b>	<b>7</b>
<b>Islamabad.</b>	Islamabad	1	0	0	0	0	0	0	0	0	0	0	0	0	0	0	0	1
	Punjab	2	0	0	0	0	0	0	0	0	0	0	0	0	0	2	1	5
	Sindh R	0	0	0	0	0	0	0	0	0	0	0	0	0	0	0	0	0
	Sindh U	0	0	0	0	0	0	0	0	0	0	0	0	0	0	0	0	0
	KP	1	0	0	0	0	0	0	0	0	0	0	0	0	0	0	0	1
	Balochistan	0	0	0	0	0	0	0	0	0	0	0	0	0	0	0	0	0
	AJ&K	0	0	0	0	0	0	0	0	0	0	0	0	0	0	0	0	0
	GB	0	0	0	0	0	0	0	0	0	0	0	0	0	0	0	0	0
	FATA	0	0	0	0	0	0	0	0	0	0	0	0	0	0	0	0	0
<b>National Archives of</b>	<b>TOTAL</b>	<b>23</b>	<b>6</b>	<b>0</b>	<b>6</b>	<b>6</b>	<b>0</b>	<b>7</b>	<b>2</b>	<b>6</b>	<b>7</b>	<b>4</b>	<b>0</b>	<b>2</b>	<b>6</b>	<b>0</b>	<b>11</b>	<b>86</b>
<b>Pakistan, Islamabad.</b>	Islamabad	0	0	0	0	0	0	0	0	0	0	0	0	0	0	0	0	0
	Punjab	17	6	0	3	1	0	3	1	6	4	2	0	2	4	0	6	55
	Sindh R	0	0	0	0	1	0	1	0	0	0	2	0	0	0	0	2	6
	Sindh U	1	0	0	0	1	0	0	0	0	0	0	0	0	0	0	1	3
	KP	5	0	0	3	2	0	2	1	0	3	0	0	0	0	0	2	18
	Balochistan	0	0	0	0	0	0	0	0	0	0	0	0	0	1	0	0	1
	AJ&K	0	0	0	0	1	0	0	0	0	0	0	0	0	0	0	0	1
	GB	0	0	0	0	0	0	0	0	0	0	0	0	0	0	0	0	0
	FATA	0	0	0	0	0	0	1	0	0	0	0	0	0	1	0	0	2

<b>Department of Communications</b>	<b>TOTAL</b>	<b>9</b>	<b>6</b>	<b>3</b>	<b>1</b>	<b>0</b>	<b>0</b>	<b>19</b>	<b>159</b>
<b>Security, Islamabad.</b>	Islamabad	0	2	0	0	0	0	2	26
	Punjab	4	3	2	1	0	0	10	90
	Sindh R	1	0	0	0	0	0	1	10
	Sindh U	1	0	0	0	0	0	1	6
	KP	2	0	1	0	0	0	3	18
	Balochistan	1	0	0	0	0	0	1	4
	AJ&K	0	0	0	0	0	0	0	2
	GB	0	0	0	0	0	0	0	1
	FATA	0	1	0	0	0	0	1	2
<b>Department of Stationery and</b>	<b>TOTAL</b>	<b>3</b>	<b>2</b>	<b>0</b>	<b>0</b>	<b>0</b>	<b>0</b>	<b>5</b>	<b>172</b>
<b>Forms, Karachi.</b>	Islamabad	0	0	0	0	0	0	0	0
	Punjab	1	1	0	0	0	0	2	25
	Sindh R	1	0	0	0	0	0	1	7
	Sindh U	1	1	0	0	0	0	2	134
	KP	0	0	0	0	0	0	0	3
	Balochistan	0	0	0	0	0	0	0	2
	AJ&K	0	0	0	0	0	0	0	0
	GB	0	0	0	0	0	0	0	0
	FATA	0	0	0	0	0	0	0	1
<b>Institutional Reforms Cell,</b>	<b>TOTAL</b>	<b>0</b>	<b>0</b>	<b>3</b>	<b>1</b>	<b>0</b>	<b>0</b>	<b>4</b>	<b>11</b>
<b>Islamabad.</b>	Islamabad	0	0	0	0	0	0	0	1
	Punjab	0	0	2	1	0	0	3	8
	Sindh R	0	0	0	0	0	0	0	0
	Sindh U	0	0	0	0	0	0	0	0
	KP	0	0	0	0	0	0	0	1
	Balochistan	0	0	1	0	0	0	1	1
	AJ&K	0	0	0	0	0	0	0	0
	GB	0	0	0	0	0	0	0	0
	FATA	0	0	0	0	0	0	0	0
<b>National Archives of Pakistan,</b>	<b>TOTAL</b>	<b>8</b>	<b>2</b>	<b>0</b>	<b>0</b>	<b>0</b>	<b>0</b>	<b>10</b>	<b>96</b>
<b>Islamabad.</b>	Islamabad	0	0	0	0	0	0	0	0
	Punjab	4	1	0	0	0	0	5	60
	Sindh R	2	0	0	0	0	0	2	8
	Sindh U	0	0	0	0	0	0	0	3
	KP	1	0	0	0	0	0	1	19
	Balochistan	0	0	0	0	0	0	0	1
	AJ&K	1	0	0	0	0	0	1	2
	GB	0	0	0	0	0	0	0	0
	FATA	0	1	0	0	0	0	1	3



<b>3. Climate Change Division</b>	<b>G. TOTAL</b>	<b>12</b>	<b>55</b>	<b>6</b>	<b>2</b>	<b>15</b>	<b>2</b>	<b>2</b>	<b>0</b>	<b>16</b>	<b>3</b>	<b>9</b>	<b>0</b>	<b>0</b>	<b>19</b>	<b>4</b>	<b>43</b>	<b>188</b>
<b>Main, Islamabad.</b>	<b>TOTAL</b>	<b>0</b>	<b>40</b>	<b>4</b>	<b>0</b>	<b>8</b>	<b>0</b>	<b>0</b>	<b>0</b>	<b>11</b>	<b>0</b>	<b>6</b>	<b>0</b>	<b>0</b>	<b>15</b>	<b>3</b>	<b>33</b>	<b>120</b>
	Islamabad	0	0	0	0	0	0	0	0	0	0	0	0	0	0	0	1	1
	Punjab	0	30	1	0	7	0	0	0	6	0	6	0	0	9	3	23	85
	Sindh R	0	0	0	0	0	0	0	0	0	0	0	0	0	1	0	0	1
	Sindh U	0	0	0	0	0	0	0	0	0	0	0	0	0	0	0	1	1
	KP	0	4	2	0	0	0	0	0	4	0	0	0	0	2	0	5	17
	Balochistan	0	3	0	0	0	0	0	0	0	0	0	0	0	1	0	0	4
	AJ&K	0	2	1	0	1	0	0	0	1	0	0	0	0	0	0	3	8
	GB	0	1	0	0	0	0	0	0	0	0	0	0	0	1	0	0	2
	FATA	0	0	0	0	0	0	0	0	0	0	0	0	0	1	0	0	1
<b>Pakistan Environmental</b>	<b>TOTAL</b>	<b>5</b>	<b>6</b>	<b>1</b>	<b>2</b>	<b>3</b>	<b>0</b>	<b>1</b>	<b>0</b>	<b>3</b>	<b>0</b>	<b>2</b>	<b>0</b>	<b>0</b>	<b>4</b>	<b>1</b>	<b>6</b>	<b>34</b>
<b>Protection Agency,</b>	Islamabad	5	0	0	1	0	0	0	0	0	0	0	0	0	2	0	2	10
<b>Islamabad.</b>	Punjab	0	4	0	0	1	0	1	0	2	0	1	0	0	2	0	1	12
	Sindh R	0	0	0	0	1	0	0	0	1	0	1	0	0	0	0	1	4
	Sindh U	0	0	0	0	0	0	0	0	0	0	0	0	0	0	0	0	0
	KP	0	2	1	1	1	0	0	0	0	0	0	0	0	0	1	2	8
	Balochistan	0	0	0	0	0	0	0	0	0	0	0	0	0	0	0	0	0
	AJ&K	0	0	0	0	0	0	0	0	0	0	0	0	0	0	0	0	0
	GB	0	0	0	0	0	0	0	0	0	0	0	0	0	0	0	0	0
	FATA	0	0	0	0	0	0	0	0	0	0	0	0	0	0	0	0	0
<b>Zoological Survey of</b>	<b>TOTAL</b>	<b>7</b>	<b>9</b>	<b>1</b>	<b>0</b>	<b>4</b>	<b>2</b>	<b>1</b>	<b>0</b>	<b>2</b>	<b>3</b>	<b>1</b>	<b>0</b>	<b>0</b>	<b>0</b>	<b>0</b>	<b>4</b>	<b>34</b>
<b>Pakistan, Islamabad.</b>	Islamabad	6	3	1	0	2	0	0	0	0	1	0	0	0	0	0	0	13
	Punjab	1	5	0	0	1	2	0	0	2	1	1	0	0	0	0	4	17
	Sindh R	0	0	0	0	0	0	1	0	0	0	0	0	0	0	0	0	1
	Sindh U	0	0	0	0	0	0	0	0	0	0	0	0	0	0	0	0	0
	KP	0	1	0	0	1	0	0	0	0	1	0	0	0	0	0	0	3
	Balochistan	0	0	0	0	0	0	0	0	0	0	0	0	0	0	0	0	0
	AJ&K	0	0	0	0	0	0	0	0	0	0	0	0	0	0	0	0	0
	GB	0	0	0	0	0	0	0	0	0	0	0	0	0	0	0	0	0
	FATA	0	0	0	0	0	0	0	0	0	0	0	0	0	0	0	0	0
<b>4. Commerce Division</b>	<b>G. TOTAL</b>	<b>338</b>	<b>14</b>	<b>0</b>	<b>78</b>	<b>5</b>	<b>0</b>	<b>1</b>	<b>1</b>	<b>80</b>	<b>0</b>	<b>131</b>	<b>26</b>	<b>5</b>	<b>111</b>	<b>95</b>	<b>137</b>	<b>1022</b>
<b>Main, Islamabad.</b>	<b>TOTAL</b>	<b>99</b>	<b>0</b>	<b>0</b>	<b>17</b>	<b>1</b>	<b>0</b>	<b>1</b>	<b>0</b>	<b>8</b>	<b>0</b>	<b>21</b>	<b>2</b>	<b>0</b>	<b>27</b>	<b>73</b>	<b>47</b>	<b>296</b>
	Islamabad	42	0	0	2	0	0	0	0	2	0	5	2	0	3	9	1	66
	Punjab	36	0	0	11	1	0	1	0	2	0	9	0	0	10	40	23	133
	Sindh R	3	0	0	0	0	0	0	0	1	0	0	0	0	5	5	5	19
	Sindh U	0	0	0	0	0	0	0	0	0	0	0	0	0	3	4	4	11
	KP	12	0	0	2	0	0	0	0	3	0	4	0	0	3	11	9	44
	Balochistan	0	0	0	0	0	0	0	0	0	0	0	0	0	3	2	1	6
	AJ&K	6	0	0	2	0	0	0	0	0	0	2	0	0	0	2	2	14
	GB	0	0	0	0	0	0	0	0	0	0	0	0	0	0	0	0	0
	FATA	0	0	0	0	0	0	0	0	0	0	1	0	0	0	0	2	3

3.	<b>Climate Change Division</b>	<b>G. TOTAL</b>	<b>13</b>	<b>21</b>	<b>8</b>	<b>5</b>	<b>1</b>	<b>1</b>	<b>49</b>	<b>237</b>
	<b>Main, Islamabad.</b>	<b>TOTAL</b>	<b>8</b>	<b>15</b>	<b>7</b>	<b>4</b>	<b>1</b>	<b>1</b>	<b>36</b>	<b>156</b>
		Islamabad	2	0	0	0	0	0	2	3
		Punjab	4	5	5	4	1	1	20	105
		Sindh R	0	4	1	0	0	0	5	6
		Sindh U	0	1	0	0	0	0	1	2
		KP	2	4	1	0	0	0	7	24
		Balochistan	0	1	0	0	0	0	1	5
		AJ&K	0	0	0	0	0	0	0	8
		GB	0	0	0	0	0	0	0	2
		FATA	0	0	0	0	0	0	0	1
	<b>Pakistan Environmental Protection</b>	<b>TOTAL</b>	<b>2</b>	<b>6</b>	<b>0</b>	<b>1</b>	<b>0</b>	<b>0</b>	<b>9</b>	<b>43</b>
	<b>Agency, Islamabad.</b>	Islamabad	0	0	0	0	0	0	0	10
		Punjab	1	4	0	1	0	0	6	18
		Sindh R	1	2	0	0	0	0	3	7
		Sindh U	0	0	0	0	0	0	0	0
		KP	0	0	0	0	0	0	0	8
		Balochistan	0	0	0	0	0	0	0	0
		AJ&K	0	0	0	0	0	0	0	0
		GB	0	0	0	0	0	0	0	0
		FATA	0	0	0	0	0	0	0	0
	<b>Zoological Survey of Pakistan,</b>	<b>TOTAL</b>	<b>3</b>	<b>0</b>	<b>1</b>	<b>0</b>	<b>0</b>	<b>0</b>	<b>4</b>	<b>38</b>
	<b>Islamabad.</b>	Islamabad	0	0	0	0	0	0	0	13
		Punjab	2	0	0	0	0	0	2	19
		Sindh R	1	0	1	0	0	0	2	3
		Sindh U	0	0	0	0	0	0	0	0
		KP	0	0	0	0	0	0	0	3
		Balochistan	0	0	0	0	0	0	0	0
		AJ&K	0	0	0	0	0	0	0	0
		GB	0	0	0	0	0	0	0	0
		FATA	0	0	0	0	0	0	0	0
4.	<b>Commerce Division</b>	<b>G. TOTAL</b>	<b>42</b>	<b>76</b>	<b>34</b>	<b>13</b>	<b>6</b>	<b>1</b>	<b>172</b>	<b>1194</b>
	<b>Main, Islamabad.</b>	<b>TOTAL</b>	<b>0</b>	<b>41</b>	<b>14</b>	<b>6</b>	<b>3</b>	<b>1</b>	<b>65</b>	<b>361</b>
		Islamabad	0	1	1	0	0	0	2	68
		Punjab	0	24	6	6	2	1	39	172
		Sindh R	0	2	2	0	0	0	4	23
		Sindh U	0	3	0	0	1	0	4	15
		KP	0	7	5	0	0	0	12	56
		Balochistan	0	3	0	0	0	0	3	9
		AJ&K	0	0	0	0	0	0	0	14
		GB	0	0	0	0	0	0	0	0
		FATA	0	1	0	0	0	0	1	4



	<b>Directorate General of</b>	<b>TOTAL</b>	<b>0</b>	<b>2</b>	<b>2</b>	<b>0</b>	<b>1</b>	<b>0</b>	<b>5</b>	<b>37</b>
	<b>Trade Organizations,</b>	Islamabad	0	0	0	0	0	0	0	6
	<b>Islamabad.</b>	Punjab	0	0	1	0	0	0	1	19
		Sindh R	0	0	0	0	0	0	0	2
		Sindh U	0	0	0	0	0	0	0	1
		KP	0	1	1	0	1	0	3	8
		Balochistan	0	0	0	0	0	0	0	0
		AJ&K	0	1	0	0	0	0	1	1
		GB	0	0	0	0	0	0	0	0
		FATA	0	0	0	0	0	0	0	0
	<b>Pakistan Institute of Trade and</b>	<b>TOTAL</b>	<b>2</b>	<b>2</b>	<b>1</b>	<b>0</b>	<b>0</b>	<b>0</b>	<b>5</b>	<b>42</b>
	<b>Development, Islamabad.</b>	Islamabad	0	0	0	0	0	0	0	1
		Punjab	0	0	1	0	0	0	1	22
		Sindh R	0	0	0	0	0	0	0	1
		Sindh U	0	0	0	0	0	0	0	0
		KP	2	2	0	0	0	0	4	18
		Balochistan	0	0	0	0	0	0	0	0
		AJ&K	0	0	0	0	0	0	0	0
		GB	0	0	0	0	0	0	0	0
		FATA	0	0	0	0	0	0	0	0
	<b>Trade Development Authority of</b>	<b>TOTAL</b>	<b>40</b>	<b>31</b>	<b>17</b>	<b>7</b>	<b>2</b>	<b>0</b>	<b>97</b>	<b>754</b>
	<b>Pakistan, Karachi.</b>	Islamabad	4	0	0	0	0	0	4	34
		Punjab	19	9	8	3	0	0	39	269
		Sindh R	3	11	2	4	1	0	21	142
		Sindh U	10	4	2	0	1	0	17	205
		KP	4	2	4	0	0	0	10	61
		Balochistan	0	5	0	0	0	0	5	22
		AJ&K	0	0	0	0	0	0	0	8
		GB	0	0	0	0	0	0	0	10
		FATA	0	0	1	0	0	0	1	3
5.	<b>Communications Division</b>	<b>G. TOTAL</b>	<b>156</b>	<b>24</b>	<b>14</b>	<b>12</b>	<b>3</b>	<b>2</b>	<b>211</b>	<b>7106</b>
	<b>Main, Islamabad.</b>	<b>TOTAL</b>	<b>14</b>	<b>0</b>	<b>2</b>	<b>3</b>	<b>1</b>	<b>1</b>	<b>21</b>	<b>106</b>
		Islamabad	0	0	0	0	0	0	0	0
		Punjab	9	0	0	3	0	0	12	72
		Sindh R	0	0	0	0	0	1	1	4
		Sindh U	0	0	0	0	0	0	0	0
		KP	3	0	2	0	1	0	6	25
		Balochistan	1	0	0	0	0	0	1	2
		AJ&K	0	0	0	0	0	0	0	0
		GB	1	0	0	0	0	0	1	3
		FATA	0	0	0	0	0	0	0	0





<b>Federal Government</b>	<b>TOTAL</b>	<b>0</b>	<b>2228</b>	<b>0</b>	<b>60</b>	<b>14</b>	<b>32</b>	<b>310</b>	<b>0</b>	<b>290</b>	<b>1</b>	<b>285</b>	<b>13</b>	<b>0</b>	<b>1600</b>	<b>82</b>	<b>2242</b>	<b>7157</b>
<b>Educational Institutions</b>	Islamabad	0	0	0	0	0	0	1	0	0	0	2	0	0	0	0	0	3
<b>(Cant./Garrison)</b>	Punjab	0	1554	0	30	10	19	163	0	181	0	173	6	0	928	55	1290	<b>4409</b>
<b>Directorate, Rawalpindi.</b>	Sindh R	0	76	0	6	0	4	20	0	21	0	16	1	0	176	5	255	<b>580</b>
	Sindh U	0	127	0	5	1	3	23	0	16	0	20	3	0	120	4	169	<b>491</b>
	KP	0	331	0	17	2	4	72	0	38	0	49	1	0	188	12	263	<b>977</b>
	Balochistan	0	107	0	2	1	2	14	0	16	0	13	1	0	94	3	132	<b>385</b>
	AJ&K	0	10	0	0	0	0	7	0	7	0	7	0	0	31	1	45	<b>108</b>
	GB	0	19	0	0	0	0	2	0	5	1	0	0	0	30	1	44	<b>102</b>
	FATA	0	4	0	0	0	0	8	0	6	0	5	1	0	33	1	44	<b>102</b>
<b>General Headquarters, COAS,</b>	<b>TOTAL</b>	<b>12452</b>	<b>10653</b>	<b>1181</b>	<b>2668</b>	<b>4194</b>	<b>2055</b>	<b>3887</b>	<b>369</b>	<b>1816</b>	<b>448</b>	<b>569</b>	<b>168</b>	<b>133</b>	<b>1007</b>	<b>159</b>	<b>537</b>	<b>42296</b>
<b>Seect. SD, Dte, Rawalpindi.</b>	Islamabad	149	75	21	54	25	35	75	1	27	1	10	8	0	9	0	1	<b>491</b>
	Punjab	11289	7631	962	1860	2450	1378	2439	257	1241	356	393	52	99	698	115	435	<b>31655</b>
	Sindh R	272	205	7	126	706	218	276	20	126	16	20	24	6	59	12	12	<b>2105</b>
	Sindh U	107	191	65	72	94	70	124	9	55	0	21	25	3	43	4	27	<b>910</b>
	KP	17	1758	0	293	581	191	597	54	241	57	89	50	16	126	17	48	<b>4135</b>
	Balochistan	404	546	97	113	226	107	144	7	29	12	8	8	5	29	2	2	<b>1739</b>
	AJ&K	136	179	17	41	62	28	77	13	34	1	8	1	2	26	6	6	<b>637</b>
	GB	45	43	9	49	23	11	84	3	25	0	3	0	2	4	1	2	<b>304</b>
	FATA	33	25	3	60	27	17	71	5	38	5	17	0	0	13	2	4	<b>320</b>
<b>Joint Staff Headquarter,</b>	<b>TOTAL</b>	<b>10</b>	<b>32</b>	<b>0</b>	<b>20</b>	<b>0</b>	<b>0</b>	<b>0</b>	<b>0</b>	<b>17</b>	<b>0</b>	<b>0</b>	<b>0</b>	<b>0</b>	<b>0</b>	<b>0</b>	<b>0</b>	<b>79</b>
<b>Chaklala, Rawalpindi.</b>	Islamabad	0	1	0	0	0	0	0	0	0	0	0	0	0	0	0	0	<b>1</b>
	Punjab	7	23	0	13	0	0	0	0	10	0	0	0	0	0	0	0	<b>53</b>
	Sindh R	0	0	0	2	0	0	0	0	0	0	0	0	0	0	0	0	<b>2</b>
	Sindh U	0	0	0	2	0	0	0	0	0	0	0	0	0	0	0	0	<b>2</b>
	KP	0	1	0	1	0	0	0	0	5	0	0	0	0	0	0	0	<b>7</b>
	Balochistan	0	0	0	0	0	0	0	0	0	0	0	0	0	0	0	0	<b>0</b>
	AJ&K	3	7	0	1	0	0	0	0	0	0	0	0	0	0	0	0	<b>11</b>
	GB	0	0	0	1	0	0	0	0	1	0	0	0	0	0	0	0	<b>2</b>
	FATA	0	0	0	0	0	0	0	0	1	0	0	0	0	0	0	0	<b>1</b>
<b>Military Lands &amp; Cantonments</b>	<b>TOTAL</b>	<b>73</b>	<b>141</b>	<b>79</b>	<b>5</b>	<b>3</b>	<b>0</b>	<b>3</b>	<b>2</b>	<b>138</b>	<b>0</b>	<b>109</b>	<b>0</b>	<b>0</b>	<b>12</b>	<b>1</b>	<b>40</b>	<b>606</b>
<b>Department, Rawalpindi.</b>	Islamabad	0	0	0	0	0	0	0	0	0	0	1	0	0	2	0	3	<b>6</b>
	Punjab	57	106	46	2	1	0	2	2	83	0	65	0	0	6	1	18	<b>389</b>
	Sindh R	0	0	3	0	1	0	0	0	7	0	7	0	0	1	0	2	<b>21</b>
	Sindh U	8	11	9	2	0	0	0	0	8	0	11	0	0	2	0	3	<b>54</b>
	KP	6	19	19	1	0	0	1	0	21	0	16	0	0	0	0	8	<b>91</b>
	Balochistan	0	3	2	0	1	0	0	0	9	0	4	0	0	1	0	3	<b>23</b>
	AJ&K	2	2	0	0	0	0	0	0	4	0	2	0	0	0	0	1	<b>11</b>
	GB	0	0	0	0	0	0	0	0	2	0	1	0	0	0	0	0	<b>3</b>
	FATA	0	0	0	0	0	0	0	0	4	0	2	0	0	0	0	2	<b>8</b>

<b>Federal Government Educational</b>	<b>TOTAL</b>	<b>1879</b>	<b>403</b>	<b>209</b>	<b>18</b>	<b>0</b>	<b>0</b>	<b>2509</b>	<b>9666</b>
<b>Institutions (Cantt./Garrison)</b>	Islamabad	0	0	0	0	0	0	0	3
<b>Directorate, Rawalpindi.</b>	Punjab	1070	216	135	10	0	0	1431	5840
	Sindh R	189	33	9	1	0	0	232	812
	Sindh U	142	35	12	0	0	0	189	680
	KP	240	73	34	4	0	0	351	1328
	Balochistan	119	17	6	2	0	0	144	529
	AJ&K	40	15	7	0	0	0	62	170
	GB	38	8	2	1	0	0	49	151
	FATA	41	6	4	0	0	0	51	153
<b>General Headquarters, COAS, Sectt.</b>	<b>TOTAL</b>	<b>94</b>	<b>99</b>	<b>11</b>	<b>0</b>	<b>0</b>	<b>0</b>	<b>204</b>	<b>42500</b>
<b>SD, Dte, Rawalpindi.</b>	Islamabad	0	0	0	0	0	0	0	491
	Punjab	65	76	4	0	0	0	145	31800
	Sindh R	7	4	3	0	0	0	14	2119
	Sindh U	4	8	0	0	0	0	12	922
	KP	16	6	3	0	0	0	25	4160
	Balochistan	2	0	0	0	0	0	2	1741
	AJ&K	0	2	0	0	0	0	2	639
	GB	0	2	1	0	0	0	3	307
	FATA	0	1	0	0	0	0	1	321
<b>Joint Staff Headquarter,</b>	<b>TOTAL</b>	<b>0</b>	<b>0</b>	<b>0</b>	<b>0</b>	<b>0</b>	<b>0</b>	<b>0</b>	<b>79</b>
<b>Chaklala, Rawalpindi.</b>	Islamabad	0	0	0	0	0	0	0	1
	Punjab	0	0	0	0	0	0	0	53
	Sindh R	0	0	0	0	0	0	0	2
	Sindh U	0	0	0	0	0	0	0	2
	KP	0	0	0	0	0	0	0	7
	Balochistan	0	0	0	0	0	0	0	0
	AJ&K	0	0	0	0	0	0	0	11
	GB	0	0	0	0	0	0	0	2
	FATA	0	0	0	0	0	0	0	1
<b>Military Lands &amp; Cantonments</b>	<b>TOTAL</b>	<b>26</b>	<b>37</b>	<b>20</b>	<b>12</b>	<b>4</b>	<b>1</b>	<b>100</b>	<b>706</b>
<b>Department, Rawalpindi.</b>	Islamabad	1	0	0	0	0	0	1	7
	Punjab	15	22	17	7	3	0	64	453
	Sindh R	3	4	0	2	0	0	9	30
	Sindh U	2	0	0	1	0	0	3	57
	KP	5	9	1	1	1	1	18	109
	Balochistan	0	1	1	1	0	0	3	26
	AJ&K	0	1	1	0	0	0	2	13
	GB	0	0	0	0	0	0	0	3
	FATA	0	0	0	0	0	0	0	8















<b>8. Economic Affairs</b>	<b>TOTAL</b>	<b>102</b>	<b>13</b>	<b>0</b>	<b>27</b>	<b>1</b>	<b>1</b>	<b>0</b>	<b>0</b>	<b>13</b>	<b>0</b>	<b>16</b>	<b>2</b>	<b>0</b>	<b>55</b>	<b>91</b>	<b>41</b>	<b>362</b>
<b>Division Islamabad.</b>	Islamabad	0	13	0	0	1	0	0	0	3	0	2	1	0	0	0	2	22
	Punjab	75	0	0	17	0	1	0	0	4	0	8	0	0	28	48	17	198
	Sindh R	0	0	0	4	0	0	0	0	2	0	2	0	0	6	3	8	25
	Sindh U	1	0	0	2	0	0	0	0	0	0	0	1	0	4	7	4	19
	KP	17	0	0	3	0	0	0	0	3	0	3	0	0	11	20	8	65
	Balochistan	2	0	0	1	0	0	0	0	1	0	1	0	0	5	1	0	11
	AJ&K	5	0	0	0	0	0	0	0	0	0	0	0	0	0	4	2	11
	GB	2	0	0	0	0	0	0	0	0	0	0	0	0	0	5	0	7
	FATA	0	0	0	0	0	0	0	0	0	0	0	0	0	1	3	0	4
<b>9. Establishment Division</b>	<b>G. TOTAL</b>	<b>544</b>	<b>97</b>	<b>7</b>	<b>130</b>	<b>13</b>	<b>1</b>	<b>8</b>	<b>0</b>	<b>146</b>	<b>1</b>	<b>128</b>	<b>26</b>	<b>0</b>	<b>181</b>	<b>160</b>	<b>198</b>	<b>1640</b>
<b>Main, Islamabad.</b>	<b>TOTAL</b>	<b>162</b>	<b>64</b>	<b>4</b>	<b>48</b>	<b>9</b>	<b>1</b>	<b>4</b>	<b>0</b>	<b>45</b>	<b>1</b>	<b>24</b>	<b>9</b>	<b>0</b>	<b>99</b>	<b>89</b>	<b>83</b>	<b>642</b>
	Islamabad	141	10	2	0	0	0	0	0	3	0	2	0	0	8	10	2	178
	Punjab	16	37	1	31	4	1	3	0	22	0	13	7	0	48	47	52	282
	Sindh R	2	1	0	1	0	0	1	0	7	1	5	0	0	12	8	6	44
	Sindh U	1	0	1	0	0	0	0	0	2	0	1	0	0	5	3	6	19
	KP	2	9	0	11	1	0	0	0	8	0	2	2	0	16	11	11	73
	Balochistan	0	0	0	2	2	0	0	0	2	0	0	0	0	7	1	1	15
	AJ&K	0	5	0	1	0	0	0	0	1	0	1	0	0	1	7	4	20
	GB	0	2	0	1	1	0	0	0	0	0	0	0	0	2	1	1	8
	FATA	0	0	0	1	1	0	0	0	0	0	0	0	0	0	1	0	3
<b>Akhtar Hameed Khan</b>	<b>TOTAL</b>	<b>29</b>	<b>0</b>	<b>0</b>	<b>5</b>	<b>1</b>	<b>0</b>	<b>0</b>	<b>0</b>	<b>7</b>	<b>0</b>	<b>6</b>	<b>0</b>	<b>0</b>	<b>4</b>	<b>2</b>	<b>6</b>	<b>60</b>
<b>National Centre for Rural</b>	Islamabad	6	0	0	2	0	0	0	0	1	0	0	0	0	1	1	1	12
<b>Development, Islamabad.</b>	Punjab	14	0	0	1	0	0	0	0	5	0	3	0	0	1	1	4	29
	Sindh R	0	0	0	1	0	0	0	0	1	0	0	0	0	0	0	0	2
	Sindh U	0	0	0	0	0	0	0	0	0	0	0	0	0	1	0	0	1
	KP	7	0	0	0	1	0	0	0	0	0	3	0	0	1	0	1	13
	Balochistan	0	0	0	1	0	0	0	0	0	0	0	0	0	0	0	0	1
	AJ&K	2	0	0	0	0	0	0	0	0	0	0	0	0	0	0	0	2
	GB	0	0	0	0	0	0	0	0	0	0	0	0	0	0	0	0	0
	FATA	0	0	0	0	0	0	0	0	0	0	0	0	0	0	0	0	0
<b>Federal Public Service</b>	<b>TOTAL</b>	<b>113</b>	<b>29</b>	<b>3</b>	<b>40</b>	<b>1</b>	<b>0</b>	<b>0</b>	<b>0</b>	<b>67</b>	<b>0</b>	<b>35</b>	<b>17</b>	<b>0</b>	<b>46</b>	<b>58</b>	<b>58</b>	<b>467</b>
<b>Commission, Islamabad.</b>	Islamabad	30	0	0	0	0	0	0	0	1	0	1	1	0	1	0	2	36
	Punjab	48	17	2	19	1	0	0	0	39	0	19	10	0	26	35	33	249
	Sindh R	2	0	1	4	0	0	0	0	5	0	2	1	0	4	7	8	34
	Sindh U	7	3	0	2	0	0	0	0	4	0	0	1	0	0	2	3	22
	KP	14	8	0	8	0	0	0	0	12	0	9	3	0	9	7	6	76
	Balochistan	4	0	0	2	0	0	0	0	2	0	0	0	0	2	4	3	17
	AJ&K	4	1	0	3	0	0	0	0	1	0	2	0	0	1	1	0	13
	GB	4	0	0	1	0	0	0	0	2	0	2	1	0	1	2	0	13
	FATA	0	0	0	1	0	0	0	0	1	0	0	0	0	2	0	3	7

<b>8.</b>	<b>Economic Affairs Division,</b>	<b>TOTAL</b>	<b>1</b>	<b>53</b>	<b>15</b>	<b>6</b>	<b>2</b>	<b>1</b>	<b>78</b>	<b>440</b>
	<b>Islamabad.</b>	Islamabad	0	1	0	0	0	0	1	23
		Punjab	0	40	9	4	1	1	55	253
		Sindh R	1	1	1	0	0	0	3	28
		Sindh U	0	0	0	0	0	0	0	19
		KP	0	5	1	1	1	0	8	73
		Balochistan	0	2	1	0	0	0	3	14
		AJ&K	0	3	3	0	0	0	6	17
		GB	0	0	0	0	0	0	0	7
		FATA	0	1	0	1	0	0	2	6
<b>9.</b>	<b>Establishment Division</b>	<b>G. TOTAL</b>	<b>98</b>	<b>113</b>	<b>35</b>	<b>21</b>	<b>4</b>	<b>1</b>	<b>272</b>	<b>1912</b>
	<b>Main, Islamabad.</b>	<b>TOTAL</b>	<b>17</b>	<b>76</b>	<b>24</b>	<b>14</b>	<b>3</b>	<b>1</b>	<b>135</b>	<b>777</b>
		Islamabad	2	2	1	0	0	0	5	183
		Punjab	9	41	14	9	0	1	74	356
		Sindh R	1	8	2	2	0	0	13	57
		Sindh U	0	4	0	0	0	0	4	23
		KP	4	8	5	3	2	0	22	95
		Balochistan	0	10	1	0	0	0	11	26
		AJ&K	0	2	1	0	0	0	3	23
		GB	1	0	0	0	0	0	1	9
		FATA	0	1	0	0	1	0	2	5
	<b>Akhtar Hameed Khan National</b>	<b>TOTAL</b>	<b>7</b>	<b>5</b>	<b>0</b>	<b>1</b>	<b>0</b>	<b>0</b>	<b>13</b>	<b>73</b>
	<b>Centre for Rural Development,</b>	Islamabad	0	0	0	0	0	0	0	12
	<b>Islamabad.</b>	Punjab	3	3	0	0	0	0	6	35
		Sindh R	1	0	0	0	0	0	1	3
		Sindh U	1	0	0	0	0	0	1	2
		KP	1	1	0	1	0	0	3	16
		Balochistan	0	0	0	0	0	0	0	1
		AJ&K	1	0	0	0	0	0	1	3
		GB	0	0	0	0	0	0	0	0
		FATA	0	1	0	0	0	0	1	1
	<b>Federal Public Service</b>	<b>TOTAL</b>	<b>59</b>	<b>22</b>	<b>7</b>	<b>4</b>	<b>1</b>	<b>0</b>	<b>93</b>	<b>560</b>
	<b>Commission, Islamabad.</b>	Islamabad	1	1	0	1	0	0	3	39
		Punjab	38	13	3	2	1	0	57	306
		Sindh R	3	1	0	0	0	0	4	38
		Sindh U	5	2	0	0	0	0	7	29
		KP	8	2	2	1	0	0	13	89
		Balochistan	1	1	0	0	0	0	2	19
		AJ&K	1	0	0	0	0	0	1	14
		GB	1	1	1	0	0	0	3	16
		FATA	1	1	1	0	0	0	3	10







<b>Directorate General of Basic</b>	<b>TOTAL</b>	<b>93</b>	<b>0</b>	<b>0</b>	<b>66</b>	<b>0</b>	<b>0</b>	<b>0</b>	<b>0</b>	<b>20</b>	<b>0</b>	<b>6</b>	<b>8</b>	<b>0</b>	<b>27</b>	<b>0</b>	<b>49</b>	<b>269</b>
<b>Education Community</b>	Islamabad	2	0	0	2	0	0	0	0	0	0	0	0	0	0	0	1	5
<b>Schools, Islamabad.</b>	Punjab	34	0	0	26	0	0	0	0	8	0	1	2	0	9	0	28	108
	Sindh R	15	0	0	10	0	0	0	0	1	0	0	2	0	2	0	4	34
	Sindh U	6	0	0	2	0	0	0	0	1	0	1	0	0	1	0	3	14
	KP	16	0	0	12	0	0	0	0	6	0	2	1	0	7	0	10	54
	Balochistan	7	0	0	6	0	0	0	0	2	0	0	1	0	2	0	2	20
	AJ&K	3	0	0	3	0	0	0	0	2	0	1	1	0	1	0	0	11
	GB	10	0	0	5	0	0	0	0	0	0	1	1	0	4	0	0	21
	FATA	0	0	0	0	0	0	0	0	0	0	0	0	0	1	0	1	2
<b>Directorate General of</b>	<b>TOTAL</b>	<b>139</b>	<b>53</b>	<b>1</b>	<b>36</b>	<b>9</b>	<b>2</b>	<b>4</b>	<b>2</b>	<b>18</b>	<b>0</b>	<b>39</b>	<b>0</b>	<b>0</b>	<b>85</b>	<b>12</b>	<b>66</b>	<b>466</b>
<b>Special Education,</b>	Islamabad	40	18	0	6	1	0	0	1	6	0	10	0	0	10	3	5	100
<b>Islamabad.</b>	Punjab	78	26	1	16	7	1	3	1	7	0	19	0	0	51	7	45	262
	Sindh R	0	0	0	0	1	1	0	0	0	0	1	0	0	7	0	2	12
	Sindh U	2	0	0	1	0	0	1	0	1	0	2	0	0	4	2	2	15
	KP	14	6	0	7	0	0	0	0	3	0	6	0	0	8	0	10	54
	Balochistan	0	0	0	0	0	0	0	0	0	0	0	0	0	2	0	0	2
	AJ&K	4	2	0	3	0	0	0	0	1	0	1	0	0	1	0	2	14
	GB	1	1	0	2	0	0	0	0	0	0	0	0	0	1	0	0	5
	FATA	0	0	0	1	0	0	0	0	0	0	0	0	0	1	0	0	2
<b>Federal College of</b>	<b>TOTAL</b>	<b>23</b>	<b>4</b>	<b>0</b>	<b>4</b>	<b>1</b>	<b>0</b>	<b>9</b>	<b>0</b>	<b>1</b>	<b>0</b>	<b>4</b>	<b>0</b>	<b>0</b>	<b>2</b>	<b>0</b>	<b>6</b>	<b>54</b>
<b>Education, Islamabad.</b>	Islamabad	6	0	0	0	0	0	2	0	0	0	0	0	0	0	0	0	8
	Punjab	11	3	0	4	1	0	4	0	0	0	2	0	0	0	0	4	29
	Sindh R	0	0	0	0	0	0	0	0	0	0	1	0	0	0	0	1	2
	Sindh U	0	0	0	0	0	0	0	0	0	0	0	0	0	0	0	0	0
	KP	3	1	0	0	0	0	2	0	1	0	1	0	0	2	0	1	11
	Balochistan	0	0	0	0	0	0	0	0	0	0	0	0	0	0	0	0	0
	AJ&K	2	0	0	0	0	0	1	0	0	0	0	0	0	0	0	0	3
	GB	0	0	0	0	0	0	0	0	0	0	0	0	0	0	0	0	0
	FATA	1	0	0	0	0	0	0	0	0	0	0	0	0	0	0	0	1
<b>Federal Directorate of</b>	<b>TOTAL</b>	<b>982</b>	<b>840</b>	<b>286</b>	<b>74</b>	<b>35</b>	<b>5</b>	<b>176</b>	<b>0</b>	<b>451</b>	<b>5</b>	<b>161</b>	<b>89</b>	<b>7</b>	<b>1172</b>	<b>3</b>	<b>2964</b>	<b>7250</b>
<b>Education, Islamabad.</b>	Islamabad	672	519	157	22	7	1	29	0	152	1	36	29	0	233	0	479	2337
	Punjab	239	239	105	41	24	3	97	0	179	4	94	39	5	516	2	1387	2974
	Sindh R	5	4	3	1	0	1	10	0	33	0	5	2	0	114	0	236	414
	Sindh U	8	3	0	2	0	0	2	0	18	0	3	0	0	53	0	154	243
	KP	45	41	16	6	2	0	28	0	47	0	18	16	2	165	0	488	874
	Balochistan	2	1	0	0	1	0	4	0	6	0	1	0	0	35	0	73	123
	AJ&K	9	27	4	2	1	0	4	0	12	0	4	1	0	33	0	82	179
	GB	2	1	1	0	0	0	0	0	2	0	0	0	0	10	1	16	33
	FATA	0	5	0	0	0	0	2	0	2	0	0	2	0	13	0	49	73

<b>Directorate General of Basic</b>	<b>TOTAL</b>	<b>69</b>	<b>33</b>	<b>2</b>	<b>0</b>	<b>0</b>	<b>0</b>	<b>104</b>	<b>373</b>
<b>Education Community Schools,</b>	Islamabad	0	0	0	0	0	0	0	5
<b>Islamabad.</b>	Punjab	29	19	1	0	0	0	49	157
	Sindh R	10	5	0	0	0	0	15	49
	Sindh U	4	1	0	0	0	0	5	19
	KP	18	5	1	0	0	0	24	78
	Balochistan	4	0	0	0	0	0	4	24
	AJ&K	0	0	0	0	0	0	0	11
	GB	4	3	0	0	0	0	7	28
	FATA	0	0	0	0	0	0	0	2
<b>Directorate General of Special</b>	<b>TOTAL</b>	<b>82</b>	<b>14</b>	<b>10</b>	<b>1</b>	<b>0</b>	<b>0</b>	<b>107</b>	<b>573</b>
<b>Education, Islamabad.</b>	Islamabad	11	0	0	0	0	0	11	111
	Punjab	51	11	6	1	0	0	69	331
	Sindh R	4	1	2	0	0	0	7	19
	Sindh U	2	0	1	0	0	0	3	18
	KP	9	2	0	0	0	0	11	65
	Balochistan	2	0	0	0	0	0	2	4
	AJ&K	1	0	0	0	0	0	1	15
	GB	2	0	0	0	0	0	2	7
	FATA	0	0	1	0	0	0	1	3
<b>Federal College of Education,</b>	<b>TOTAL</b>	<b>11</b>	<b>14</b>	<b>6</b>	<b>1</b>	<b>0</b>	<b>0</b>	<b>32</b>	<b>86</b>
<b>Islamabad.</b>	Islamabad	0	0	0	0	0	0	0	8
	Punjab	5	10	5	0	0	0	20	49
	Sindh R	3	0	0	0	0	0	3	5
	Sindh U	1	1	0	0	0	0	2	2
	KP	1	2	1	0	0	0	4	15
	Balochistan	0	1	0	0	0	0	1	1
	AJ&K	1	0	0	0	0	0	1	4
	GB	0	0	0	0	0	0	0	0
	FATA	0	0	0	1	0	0	1	2
<b>Federal Directorate of Education,</b>	<b>TOTAL</b>	<b>2412</b>	<b>800</b>	<b>361</b>	<b>21</b>	<b>0</b>	<b>0</b>	<b>3594</b>	<b>10844</b>
<b>Islamabad.</b>	Islamabad	329	45	19	2	0	0	395	2732
	Punjab	1310	435	198	13	0	0	1956	4930
	Sindh R	194	75	34	2	0	0	305	719
	Sindh U	126	58	28	0	0	0	212	455
	KP	294	108	51	3	0	0	456	1330
	Balochistan	68	36	13	0	0	0	117	240
	AJ&K	38	22	4	0	0	0	64	243
	GB	21	8	4	0	0	0	33	66
	FATA	32	13	10	1	0	0	56	129

<b>Government Polytechnic</b>	<b>TOTAL</b>	<b>0</b>	<b>8</b>	<b>2</b>	<b>0</b>	<b>1</b>	<b>3</b>	<b>2</b>	<b>0</b>	<b>1</b>	<b>1</b>	<b>3</b>	<b>0</b>	<b>0</b>	<b>4</b>	<b>0</b>	<b>1</b>	<b>26</b>
<b>Institute for Women,</b>	Islamabad	0	0	0	0	0	0	0	0	0	0	0	0	0	2	0	0	2
<b>Islamabad.</b>	Punjab	0	6	1	0	0	3	2	0	1	1	2	0	0	1	0	1	18
	Sindh R	0	1	0	0	0	0	0	0	0	0	1	0	0	1	0	0	3
	Sindh U	0	0	0	0	0	0	0	0	0	0	0	0	0	0	0	0	0
	KP	0	0	0	0	0	0	0	0	0	0	0	0	0	0	0	0	0
	Balochistan	0	0	0	0	0	0	0	0	0	0	0	0	0	0	0	0	0
	AJ&K	0	0	0	0	0	0	0	0	0	0	0	0	0	0	0	0	0
	GB	0	0	0	0	0	0	0	0	0	0	0	0	0	0	0	0	0
	FATA	0	1	1	0	1	0	0	0	0	0	0	0	0	0	0	0	3
<b>National Council for the</b>	<b>TOTAL</b>	<b>0</b>	<b>2</b>	<b>0</b>	<b>0</b>	<b>0</b>	<b>0</b>	<b>0</b>	<b>0</b>	<b>0</b>	<b>0</b>	<b>0</b>	<b>0</b>	<b>0</b>	<b>2</b>	<b>0</b>	<b>2</b>	<b>6</b>
<b>Rehabilitation of Disabled</b>	Islamabad	0	0	0	0	0	0	0	0	0	0	0	0	0	0	0	1	1
<b>Persons, Islamabad.</b>	Punjab	0	1	0	0	0	0	0	0	0	0	0	0	0	1	0	1	3
	Sindh R	0	0	0	0	0	0	0	0	0	0	0	0	0	0	0	0	0
	Sindh U	0	0	0	0	0	0	0	0	0	0	0	0	0	0	0	0	0
	KP	0	1	0	0	0	0	0	0	0	0	0	0	0	1	0	0	2
	Balochistan	0	0	0	0	0	0	0	0	0	0	0	0	0	0	0	0	0
	AJ&K	0	0	0	0	0	0	0	0	0	0	0	0	0	0	0	0	0
	GB	0	0	0	0	0	0	0	0	0	0	0	0	0	0	0	0	0
	FATA	0	0	0	0	0	0	0	0	0	0	0	0	0	0	0	0	0
<b>National Talent Pool,</b>	<b>TOTAL</b>	<b>1</b>	<b>4</b>	<b>6</b>	<b>0</b>	<b>0</b>	<b>1</b>	<b>0</b>	<b>0</b>	<b>0</b>	<b>0</b>	<b>2</b>	<b>0</b>	<b>0</b>	<b>0</b>	<b>0</b>	<b>5</b>	<b>19</b>
<b>Islamabad.</b>	Islamabad	0	1	0	0	0	1	0	0	0	0	1	0	0	0	0	0	3
	Punjab	1	3	4	0	0	0	0	0	0	0	1	0	0	0	0	4	13
	Sindh R	0	0	0	0	0	0	0	0	0	0	0	0	0	0	0	0	0
	Sindh U	0	0	0	0	0	0	0	0	0	0	0	0	0	0	0	0	0
	KP	0	0	1	0	0	0	0	0	0	0	0	0	0	0	0	0	1
	Balochistan	0	0	0	0	0	0	0	0	0	0	0	0	0	0	0	0	0
	AJ&K	0	0	1	0	0	0	0	0	0	0	0	0	0	0	0	1	2
	GB	0	0	0	0	0	0	0	0	0	0	0	0	0	0	0	0	0
	FATA	0	0	0	0	0	0	0	0	0	0	0	0	0	0	0	0	0
<b>National Training Bureau,</b>	<b>TOTAL</b>	<b>2</b>	<b>7</b>	<b>0</b>	<b>3</b>	<b>0</b>	<b>7</b>	<b>1</b>	<b>0</b>	<b>1</b>	<b>0</b>	<b>5</b>	<b>0</b>	<b>0</b>	<b>11</b>	<b>4</b>	<b>16</b>	<b>57</b>
<b>Islamabad.</b>	Islamabad	0	0	0	0	0	0	0	0	0	0	0	0	0	2	0	1	3
	Punjab	2	5	0	2	0	5	1	0	1	0	4	0	0	5	3	12	40
	Sindh R	0	0	0	0	0	0	0	0	0	0	0	0	0	0	0	0	0
	Sindh U	0	0	0	0	0	0	0	0	0	0	0	0	0	1	0	1	2
	KP	0	1	0	0	0	2	0	0	0	0	1	0	0	1	1	2	8
	Balochistan	0	0	0	0	0	0	0	0	0	0	0	0	0	0	0	0	0
	AJ&K	0	1	0	1	0	0	0	0	0	0	0	0	0	0	0	0	2
	GB	0	0	0	0	0	0	0	0	0	0	0	0	0	0	0	0	0
	FATA	0	0	0	0	0	0	0	0	0	0	0	0	0	2	0	0	2



<b>Pakistan Manpower</b>	<b>TOTAL</b>	<b>3</b>	<b>5</b>	<b>0</b>	<b>4</b>	<b>1</b>	<b>2</b>	<b>0</b>	<b>0</b>	<b>2</b>	<b>0</b>	<b>2</b>	<b>0</b>	<b>0</b>	<b>4</b>	<b>1</b>	<b>2</b>	<b>26</b>
<b>Institute, Islamabad.</b>	Islamabad	1	1	0	1	0	0	0	0	0	0	0	0	0	0	0	0	3
	Punjab	2	4	0	2	0	0	0	0	1	0	2	0	0	1	1	2	15
	Sindh R	0	0	0	0	1	0	0	0	0	0	0	0	0	0	0	0	1
	Sindh U	0	0	0	0	0	0	0	0	0	0	0	0	0	1	0	0	1
	KP	0	0	0	0	0	1	0	0	0	0	0	0	0	1	0	0	2
	Balochistan	0	0	0	1	0	0	0	0	0	0	0	0	0	0	0	0	1
	AJ&K	0	0	0	0	0	1	0	0	1	0	0	0	0	0	0	0	2
	GB	0	0	0	0	0	0	0	0	0	0	0	0	0	1	0	0	1
	FATA	0	0	0	0	0	0	0	0	0	0	0	0	0	0	0	0	0
<b>Pakistan National Commission</b>	<b>TOTAL</b>	<b>7</b>	<b>0</b>	<b>0</b>	<b>4</b>	<b>0</b>	<b>0</b>	<b>0</b>	<b>0</b>	<b>1</b>	<b>0</b>	<b>2</b>	<b>0</b>	<b>0</b>	<b>1</b>	<b>1</b>	<b>4</b>	<b>20</b>
<b>for UNESCO, Islamabad.</b>	Islamabad	3	0	0	0	0	0	0	0	0	0	0	0	0	0	0	0	3
	Punjab	3	0	0	3	0	0	0	0	1	0	1	0	0	1	1	2	12
	Sindh R	0	0	0	1	0	0	0	0	0	0	1	0	0	0	0	1	3
	Sindh U	0	0	0	0	0	0	0	0	0	0	0	0	0	0	0	0	0
	KP	0	0	0	0	0	0	0	0	0	0	0	0	0	0	0	1	1
	Balochistan	0	0	0	0	0	0	0	0	0	0	0	0	0	0	0	0	0
	AJ&K	1	0	0	0	0	0	0	0	0	0	0	0	0	0	0	0	1
	GB	0	0	0	0	0	0	0	0	0	0	0	0	0	0	0	0	0
	FATA	0	0	0	0	0	0	0	0	0	0	0	0	0	0	0	0	0
<b>11. Finance Division</b>	<b>G. TOTAL</b>	<b>2246</b>	<b>978</b>	<b>448</b>	<b>482</b>	<b>291</b>	<b>163</b>	<b>79</b>	<b>16</b>	<b>208</b>	<b>6</b>	<b>2254</b>	<b>24</b>	<b>6</b>	<b>712</b>	<b>72</b>	<b>5455</b>	<b>13440</b>
<b>Main, Islamabad.</b>	<b>TOTAL</b>	<b>295</b>	<b>51</b>	<b>0</b>	<b>77</b>	<b>1</b>	<b>0</b>	<b>1</b>	<b>0</b>	<b>65</b>	<b>0</b>	<b>51</b>	<b>8</b>	<b>0</b>	<b>98</b>	<b>24</b>	<b>294</b>	<b>965</b>
	Islamabad	295	51	0	5	0	0	0	0	7	0	8	0	0	2	7	5	380
	Punjab	0	0	0	36	1	0	1	0	36	0	21	5	0	53	14	198	365
	Sindh R	0	0	0	10	0	0	0	0	7	0	9	1	0	10	1	27	65
	Sindh U	0	0	0	9	0	0	0	0	6	0	9	0	0	8	0	12	44
	KP	0	0	0	6	0	0	0	0	6	0	4	1	0	14	2	28	61
	Balochistan	0	0	0	4	0	0	0	0	1	0	0	0	0	5	0	7	17
	AJ&K	0	0	0	3	0	0	0	0	1	0	0	1	0	2	0	6	13
	GB	0	0	0	1	0	0	0	0	1	0	0	0	0	3	0	4	9
	FATA	0	0	0	3	0	0	0	0	0	0	0	0	0	1	0	7	11
<b>Finance (Military),</b>	<b>TOTAL</b>	<b>82</b>	<b>14</b>	<b>0</b>	<b>7</b>	<b>0</b>	<b>0</b>	<b>0</b>	<b>0</b>	<b>28</b>	<b>0</b>	<b>15</b>	<b>0</b>	<b>0</b>	<b>20</b>	<b>42</b>	<b>37</b>	<b>245</b>
<b>Rawalpindi.</b>	Islamabad	3	0	0	0	0	0	0	0	0	0	1	0	0	2	2	2	10
	Punjab	66	10	0	5	0	0	0	0	20	0	10	0	0	12	28	24	175
	Sindh R	0	0	0	0	0	0	0	0	2	0	0	0	0	1	2	3	8
	Sindh U	0	0	0	0	0	0	0	0	0	0	0	0	0	1	0	0	1
	KP	10	3	0	1	0	0	0	0	4	0	4	0	0	2	7	7	38
	Balochistan	0	0	0	0	0	0	0	0	1	0	0	0	0	0	1	0	2
	AJ&K	3	1	0	1	0	0	0	0	1	0	0	0	0	1	2	0	9
	GB	0	0	0	0	0	0	0	0	0	0	0	0	0	0	0	0	0
	FATA	0	0	0	0	0	0	0	0	0	0	0	0	0	1	0	1	2

	<b>Pakistan Manpower Institute,</b>	<b>TOTAL</b>	<b>6</b>	<b>1</b>	<b>0</b>	<b>0</b>	<b>0</b>	<b>0</b>	<b>7</b>	<b>33</b>
	<b>Islamabad.</b>	Islamabad	0	1	0	0	0	0	1	4
		Punjab	1	0	0	0	0	0	1	16
		Sindh R	0	0	0	0	0	0	0	1
		Sindh U	1	0	0	0	0	0	1	2
		KP	4	0	0	0	0	0	4	6
		Balochistan	0	0	0	0	0	0	0	1
		AJ&K	0	0	0	0	0	0	0	2
		GB	0	0	0	0	0	0	0	1
		FATA	0	0	0	0	0	0	0	0
	<b>Pakistan National Commission</b>	<b>TOTAL</b>	<b>2</b>	<b>1</b>	<b>0</b>	<b>0</b>	<b>0</b>	<b>0</b>	<b>3</b>	<b>23</b>
	<b>for UNESCO, Islamabad.</b>	Islamabad	0	0	0	0	0	0	0	3
		Punjab	2	1	0	0	0	0	3	15
		Sindh R	0	0	0	0	0	0	0	3
		Sindh U	0	0	0	0	0	0	0	0
		KP	0	0	0	0	0	0	0	1
		Balochistan	0	0	0	0	0	0	0	0
		AJ&K	0	0	0	0	0	0	0	1
		GB	0	0	0	0	0	0	0	0
		FATA	0	0	0	0	0	0	0	0
<b>11.</b>	<b>Finance Division</b>	<b>G. TOTAL</b>	<b>1766</b>	<b>1462</b>	<b>226</b>	<b>184</b>	<b>46</b>	<b>6</b>	<b>3690</b>	<b>17130</b>
	<b>Main, Islamabad.</b>	<b>TOTAL</b>	<b>66</b>	<b>70</b>	<b>49</b>	<b>20</b>	<b>8</b>	<b>2</b>	<b>215</b>	<b>1180</b>
		Islamabad	4	6	3	1	0	0	14	394
		Punjab	38	38	24	15	6	1	122	487
		Sindh R	9	7	9	0	0	0	25	90
		Sindh U	1	3	1	1	2	1	9	53
		KP	8	9	6	1	0	0	24	85
		Balochistan	4	0	1	0	0	0	5	22
		AJ&K	0	4	2	2	0	0	8	21
		GB	1	1	1	0	0	0	3	12
		FATA	1	2	2	0	0	0	5	16
	<b>Finance (Military), Rawalpindi.</b>	<b>TOTAL</b>	<b>13</b>	<b>20</b>	<b>12</b>	<b>9</b>	<b>1</b>	<b>0</b>	<b>55</b>	<b>300</b>
		Islamabad	0	1	1	0	0	0	2	12
		Punjab	7	11	9	4	1	0	32	207
		Sindh R	1	1	0	0	0	0	2	10
		Sindh U	0	1	1	0	0	0	2	3
		KP	3	4	1	3	0	0	11	49
		Balochistan	0	1	0	1	0	0	2	4
		AJ&K	2	0	0	0	0	0	2	11
		GB	0	0	0	0	0	0	0	0
		FATA	0	1	0	1	0	0	2	4



<b>Central Directorate of</b>	<b>TOTAL</b>	<b>629</b>	<b>278</b>	<b>152</b>	<b>95</b>	<b>3</b>	<b>0</b>	<b>19</b>	<b>0</b>	<b>45</b>	<b>0</b>	<b>959</b>	<b>0</b>	<b>0</b>	<b>406</b>	<b>0</b>	<b>28</b>	<b>2614</b>
<b>National Savings, Islamabad.</b>	Islamabad	14	7	3	1	1	0	1	0	0	0	28	0	0	3	0	2	60
	Punjab	385	149	80	10	2	0	11	0	23	0	517	0	0	226	0	16	1419
	Sindh R	73	16	18	70	0	0	1	0	5	0	108	0	0	43	0	1	335
	Sindh U	39	6	28	6	0	0	2	0	13	0	126	0	0	52	0	3	275
	KP	62	83	22	4	0	0	2	0	1	0	131	0	0	49	0	4	358
	Balochistan	49	1	0	3	0	0	1	0	1	0	32	0	0	24	0	2	113
	AJ&K	4	7	0	1	0	0	1	0	0	0	3	0	0	7	0	0	23
	GB	2	4	0	0	0	0	0	0	0	0	5	0	0	2	0	0	13
	FATA	1	5	1	0	0	0	0	0	2	0	9	0	0	0	0	0	18
<b>Controller General of</b>	<b>TOTAL</b>	<b>587</b>	<b>268</b>	<b>173</b>	<b>60</b>	<b>42</b>	<b>4</b>	<b>9</b>	<b>1</b>	<b>13</b>	<b>2</b>	<b>890</b>	<b>15</b>	<b>5</b>	<b>43</b>	<b>0</b>	<b>4117</b>	<b>6229</b>
<b>Accounts, HQ, Islamabad.</b>	Islamabad	20	12	4	1	1	0	0	0	0	0	19	0	0	3	0	58	118
	Punjab	355	56	126	44	33	3	2	0	7	0	471	7	3	24	0	2049	3180
	Sindh R	16	16	6	4	1	0	1	0	2	0	105	0	1	3	0	289	444
	Sindh U	29	121	5	3	0	0	2	0	2	1	84	0	0	5	0	415	667
	KP	147	6	27	5	5	1	3	0	1	1	128	6	1	5	0	944	1280
	Balochistan	10	57	2	2	2	0	1	1	1	0	58	2	0	2	0	269	407
	AJ&K	4	0	3	1	0	0	0	0	0	0	8	0	0	0	0	31	47
	GB	3	0	0	0	0	0	0	0	0	0	8	0	0	1	0	31	43
	FATA	3	0	0	0	0	0	0	0	0	0	9	0	0	0	0	31	43
<b>Federal Treasury Office,</b>	<b>TOTAL</b>	<b>7</b>	<b>4</b>	<b>0</b>	<b>0</b>	<b>0</b>	<b>0</b>	<b>5</b>	<b>0</b>	<b>0</b>	<b>0</b>	<b>0</b>	<b>0</b>	<b>0</b>	<b>24</b>	<b>0</b>	<b>4</b>	<b>44</b>
<b>Islamabad.</b>	Islamabad	5	1	0	0	0	0	3	0	0	0	0	0	0	4	0	2	15
	Punjab	2	3	0	0	0	0	1	0	0	0	0	0	0	13	0	2	21
	Sindh R	0	0	0	0	0	0	0	0	0	0	0	0	0	1	0	0	1
	Sindh U	0	0	0	0	0	0	0	0	0	0	0	0	0	0	0	0	0
	KP	0	0	0	0	0	0	1	0	0	0	0	0	0	4	0	0	5
	Balochistan	0	0	0	0	0	0	0	0	0	0	0	0	0	0	0	0	0
	AJ&K	0	0	0	0	0	0	0	0	0	0	0	0	0	1	0	0	1
	GB	0	0	0	0	0	0	0	0	0	0	0	0	0	0	0	0	0
	FATA	0	0	0	0	0	0	0	0	0	0	0	0	0	1	0	0	1
<b>Office of the Auditor</b>	<b>TOTAL</b>	<b>614</b>	<b>337</b>	<b>119</b>	<b>85</b>	<b>53</b>	<b>29</b>	<b>8</b>	<b>0</b>	<b>0</b>	<b>0</b>	<b>294</b>	<b>0</b>	<b>0</b>	<b>119</b>	<b>0</b>	<b>971</b>	<b>2629</b>
<b>General of Pakistan, HQ,</b>	Islamabad	31	22	1	8	0	0	0	0	0	0	8	0	0	2	0	6	78
<b>Islamabad.</b>	Punjab	382	162	94	53	22	1	7	0	0	0	175	0	0	56	0	566	1518
	Sindh R	5	20	1	2	7	0	0	0	0	0	33	0	0	17	0	91	176
	Sindh U	39	67	5	5	5	3	0	0	0	0	22	0	0	6	0	124	276
	KP	106	14	7	9	6	22	0	0	0	0	36	0	0	25	0	124	349
	Balochistan	18	48	3	3	12	2	1	0	0	0	13	0	0	11	0	38	149
	AJ&K	13	4	8	5	1	0	0	0	0	0	2	0	0	1	0	7	41
	GB	1	0	0	0	0	0	0	0	0	0	2	0	0	0	0	9	12
	FATA	19	0	0	0	0	1	0	0	0	0	3	0	0	1	0	6	30

<b>Central Directorate of National</b>	<b>TOTAL</b>	<b>286</b>	<b>102</b>	<b>9</b>	<b>15</b>	<b>0</b>	<b>0</b>	<b>412</b>	<b>3026</b>
<b>Savings, Islamabad.</b>	Islamabad	7	1	0	0	0	0	8	68
	Punjab	164	58	8	9	0	0	239	1658
	Sindh R	31	11	0	3	0	0	45	380
	Sindh U	29	11	0	1	0	0	41	316
	KP	37	12	1	1	0	0	51	409
	Balochistan	11	3	0	1	0	0	15	128
	AJ&K	3	2	0	0	0	0	5	28
	GB	2	2	0	0	0	0	4	17
	FATA	2	2	0	0	0	0	4	22
<b>Controller General of Accounts, HQ,</b>	<b>TOTAL</b>	<b>749</b>	<b>441</b>	<b>26</b>	<b>12</b>	<b>7</b>	<b>1</b>	<b>1236</b>	<b>7465</b>
<b>Islamabad.</b>	Islamabad	8	3	0	0	0	0	11	129
	Punjab	443	244	16	11	4	1	719	3899
	Sindh R	32	22	2	0	0	0	56	500
	Sindh U	49	43	2	1	1	0	96	763
	KP	169	86	4	0	0	0	259	1539
	Balochistan	31	33	2	0	1	0	67	474
	AJ&K	11	5	0	0	1	0	17	64
	GB	1	2	0	0	0	0	3	46
	FATA	5	3	0	0	0	0	8	51
<b>Federal Treasury Office, Islamabad.</b>	<b>TOTAL</b>	<b>4</b>	<b>1</b>	<b>0</b>	<b>0</b>	<b>0</b>	<b>0</b>	<b>5</b>	<b>49</b>
	Islamabad	1	0	0	0	0	0	1	16
	Punjab	2	1	0	0	0	0	3	24
	Sindh R	1	0	0	0	0	0	1	2
	Sindh U	0	0	0	0	0	0	0	0
	KP	0	0	0	0	0	0	0	5
	Balochistan	0	0	0	0	0	0	0	0
	AJ&K	0	0	0	0	0	0	0	1
	GB	0	0	0	0	0	0	0	0
	FATA	0	0	0	0	0	0	0	1
<b>Office of the Auditor General of</b>	<b>TOTAL</b>	<b>640</b>	<b>826</b>	<b>129</b>	<b>127</b>	<b>30</b>	<b>3</b>	<b>1755</b>	<b>4384</b>
<b>Pakistan, HQ, Islamabad.</b>	Islamabad	0	4	0	0	0	0	4	82
	Punjab	392	507	76	75	20	1	1071	2589
	Sindh R	64	52	13	11	4	0	144	320
	Sindh U	52	63	8	11	3	0	137	413
	KP	80	105	18	17	2	2	224	573
	Balochistan	30	52	4	7	0	0	93	242
	AJ&K	10	16	1	2	1	0	30	71
	GB	3	5	0	0	0	0	8	20
	FATA	9	22	9	4	0	0	44	74

<b>Pakistan Mint, Lahore.</b>	<b>TOTAL</b>	<b>32</b>	<b>26</b>	<b>4</b>	<b>158</b>	<b>192</b>	<b>130</b>	<b>37</b>	<b>15</b>	<b>57</b>	<b>4</b>	<b>45</b>	<b>1</b>	<b>1</b>	<b>2</b>	<b>6</b>	<b>4</b>	<b>714</b>
	Islamabad	0	0	0	0	0	0	0	0	0	0	0	0	0	0	0	0	0
	Punjab	31	25	3	149	192	129	37	13	54	0	41	1	1	1	5	2	<b>684</b>
	Sindh R	0	0	0	0	0	1	0	0	3	0	2	0	0	0	1	2	<b>9</b>
	Sindh U	0	0	0	0	0	0	0	0	0	0	2	0	0	0	0	0	<b>2</b>
	KP	1	1	1	8	0	0	0	2	0	4	0	0	0	1	0	0	<b>18</b>
	Balochistan	0	0	0	1	0	0	0	0	0	0	0	0	0	0	0	0	<b>1</b>
	AJ&K	0	0	0	0	0	0	0	0	0	0	0	0	0	0	0	0	<b>0</b>
	GB	0	0	0	0	0	0	0	0	0	0	0	0	0	0	0	0	<b>0</b>
	FATA	0	0	0	0	0	0	0	0	0	0	0	0	0	0	0	0	<b>0</b>
<b>12. Foreign Affairs Division</b>	<b>TOTAL</b>	<b>399</b>	<b>12</b>	<b>52</b>	<b>142</b>	<b>5</b>	<b>0</b>	<b>5</b>	<b>0</b>	<b>148</b>	<b>0</b>	<b>89</b>	<b>1</b>	<b>0</b>	<b>143</b>	<b>429</b>	<b>242</b>	<b>1667</b>
<b>Main, (Including Pakistan</b>	Islamabad	14	0	0	0	0	0	0	0	0	0	3	0	0	0	5	0	<b>22</b>
<b>Missions Abroad, Islamabad.</b>	Punjab	277	8	31	78	4	0	3	0	89	0	47	1	0	81	227	141	<b>987</b>
	Sindh R	2	0	1	13	0	0	1	0	14	0	7	0	0	18	48	30	<b>134</b>
	Sindh U	1	0	1	11	0	0	0	0	9	0	4	0	0	13	34	15	<b>88</b>
	KP	69	2	12	22	0	0	0	0	16	0	23	0	0	15	58	30	<b>247</b>
	Balochistan	4	0	0	7	0	0	0	0	12	0	1	0	0	8	28	12	<b>72</b>
	AJ&K	29	2	6	7	1	0	1	0	3	0	2	0	0	3	11	5	<b>70</b>
	GB	3	0	1	4	0	0	0	0	5	0	2	0	0	5	18	9	<b>47</b>
	FATA	0	0	0	0	0	0	0	0	0	0	0	0	0	0	0	0	<b>0</b>
<b>13. Housing &amp; Works Division</b>	<b>G. TOTAL</b>	<b>73</b>	<b>359</b>	<b>81</b>	<b>26</b>	<b>8</b>	<b>0</b>	<b>81</b>	<b>0</b>	<b>1053</b>	<b>35</b>	<b>791</b>	<b>2</b>	<b>0</b>	<b>101</b>	<b>51</b>	<b>147</b>	<b>2808</b>
<b>Main, Islamabad.</b>	<b>TOTAL</b>	<b>30</b>	<b>8</b>	<b>0</b>	<b>8</b>	<b>2</b>	<b>0</b>	<b>0</b>	<b>0</b>	<b>24</b>	<b>0</b>	<b>8</b>	<b>0</b>	<b>0</b>	<b>10</b>	<b>6</b>	<b>34</b>	<b>130</b>
	Islamabad	0	0	0	0	1	0	0	0	12	0	5	0	0	2	2	7	<b>29</b>
	Punjab	14	5	0	5	1	0	0	0	3	0	0	0	0	2	1	14	<b>45</b>
	Sindh R	0	1	0	0	0	0	0	0	1	0	1	0	0	0	1	4	<b>8</b>
	Sindh U	0	0	0	0	0	0	0	0	2	0	1	0	0	1	0	1	<b>5</b>
	KP	12	2	0	3	0	0	0	0	6	0	1	0	0	3	0	5	<b>32</b>
	Balochistan	2	0	0	0	0	0	0	0	0	0	0	0	0	1	1	0	<b>4</b>
	AJ&K	2	0	0	0	0	0	0	0	0	0	0	0	0	0	0	1	<b>3</b>
	GB	0	0	0	0	0	0	0	0	0	0	0	0	0	1	0	1	<b>2</b>
	FATA	0	0	0	0	0	0	0	0	0	0	0	0	0	1	1	1	<b>2</b>
<b>Estate Office, Islamabad.</b>	<b>TOTAL</b>	<b>42</b>	<b>5</b>	<b>8</b>	<b>11</b>	<b>0</b>	<b>0</b>	<b>18</b>	<b>0</b>	<b>34</b>	<b>0</b>	<b>29</b>	<b>2</b>	<b>0</b>	<b>4</b>	<b>1</b>	<b>24</b>	<b>178</b>
	Islamabad	0	5	0	3	0	0	0	0	1	0	0	0	0	0	0	0	<b>9</b>
	Punjab	14	0	5	2	0	0	6	0	11	0	16	0	0	2	0	11	<b>67</b>
	Sindh R	0	0	0	0	0	0	1	0	1	0	1	0	0	1	0	4	<b>8</b>
	Sindh U	22	0	2	4	0	0	3	0	11	0	5	1	0	0	0	3	<b>51</b>
	KP	4	0	0	1	0	0	7	0	6	0	2	1	0	1	1	4	<b>27</b>
	Balochistan	2	0	0	1	0	0	1	0	3	0	1	0	0	0	0	2	<b>10</b>
	AJ&K	0	0	1	0	0	0	0	0	0	0	2	0	0	0	0	0	<b>3</b>
	GB	0	0	0	0	0	0	0	0	0	0	1	0	0	0	0	0	<b>1</b>
	FATA	0	0	0	0	0	0	0	0	1	0	1	0	0	0	0	0	<b>2</b>





















<b>Information Service</b>	<b>TOTAL</b>	<b>17</b>	<b>0</b>	<b>0</b>	<b>2</b>	<b>4</b>	<b>0</b>	<b>1</b>	<b>0</b>	<b>2</b>	<b>0</b>	<b>2</b>	<b>0</b>	<b>0</b>	<b>2</b>	<b>0</b>	<b>6</b>	<b>36</b>
<b>Academy, Islamabad.</b>	Islamabad	0	0	0	0	0	0	1	0	0	0	1	0	0	0	0	0	2
	Punjab	12	0	0	1	2	0	0	0	2	0	1	0	0	0	0	6	24
	Sindh R	2	0	0	1	0	0	0	0	0	0	0	0	0	1	0	0	4
	Sindh U	0	0	0	0	0	0	0	0	0	0	0	0	0	0	0	0	0
	KP	2	0	0	0	2	0	0	0	0	0	0	0	0	1	0	0	5
	Balochistan	0	0	0	0	0	0	0	0	0	0	0	0	0	0	0	0	0
	AJ&K	1	0	0	0	0	0	0	0	0	0	0	0	0	0	0	0	1
	GB	0	0	0	0	0	0	0	0	0	0	0	0	0	0	0	0	0
	FATA	0	0	0	0	0	0	0	0	0	0	0	0	0	0	0	0	0
<b>Office of the Press</b>	<b>TOTAL</b>	<b>0</b>	<b>0</b>	<b>0</b>	<b>0</b>	<b>0</b>	<b>0</b>	<b>0</b>	<b>0</b>	<b>0</b>	<b>0</b>	<b>0</b>	<b>0</b>	<b>0</b>	<b>0</b>	<b>0</b>	<b>0</b>	<b>0</b>
<b>Registrar, Islamabad.</b>	Islamabad	0	0	0	0	0	0	0	0	0	0	0	0	0	0	0	0	0
	Punjab	0	0	0	0	0	0	0	0	0	0	0	0	0	0	0	0	0
	Sindh R	0	0	0	0	0	0	0	0	0	0	0	0	0	0	0	0	0
	Sindh U	0	0	0	0	0	0	0	0	0	0	0	0	0	0	0	0	0
	KP	0	0	0	0	0	0	0	0	0	0	0	0	0	0	0	0	0
	Balochistan	0	0	0	0	0	0	0	0	0	0	0	0	0	0	0	0	0
	AJ&K	0	0	0	0	0	0	0	0	0	0	0	0	0	0	0	0	0
	GB	0	0	0	0	0	0	0	0	0	0	0	0	0	0	0	0	0
	FATA	0	0	0	0	0	0	0	0	0	0	0	0	0	0	0	0	0
<b>Press Information</b>	<b>TOTAL</b>	<b>190</b>	<b>7</b>	<b>38</b>	<b>84</b>	<b>34</b>	<b>2</b>	<b>2</b>	<b>4</b>	<b>80</b>	<b>1</b>	<b>65</b>	<b>0</b>	<b>28</b>	<b>67</b>	<b>45</b>	<b>71</b>	<b>718</b>
<b>Department, Islamabad.</b>	Islamabad	93	2	6	19	8	0	2	2	4	0	5	0	1	5	0	1	148
	Punjab	46	1	18	31	14	0	0	0	49	0	33	0	13	43	25	44	317
	Sindh R	4	1	1	6	7	0	0	0	11	0	6	0	2	2	2	6	48
	Sindh U	13	2	6	12	2	0	0	0	1	0	6	0	3	1	6	6	58
	KP	8	0	3	8	1	1	0	0	9	1	8	0	4	9	6	4	62
	Balochistan	4	0	2	6	1	1	0	2	3	0	4	0	2	3	3	4	35
	AJ&K	19	0	0	1	0	0	0	0	3	0	2	0	1	3	0	2	31
	GB	0	1	2	1	1	0	0	0	0	0	0	0	2	1	1	2	11
	FATA	3	0	0	0	0	0	0	0	0	0	1	0	0	0	2	2	8
<b>17. Information Technology and Telecommunications</b>	<b>G. TOTAL</b>	<b>28</b>	<b>15</b>	<b>1</b>	<b>12</b>	<b>2</b>	<b>0</b>	<b>0</b>	<b>0</b>	<b>10</b>	<b>0</b>	<b>4</b>	<b>1</b>	<b>0</b>	<b>2</b>	<b>7</b>	<b>29</b>	<b>111</b>
<b>Division</b>	<b>TOTAL</b>	<b>28</b>	<b>9</b>	<b>0</b>	<b>12</b>	<b>1</b>	<b>0</b>	<b>0</b>	<b>0</b>	<b>10</b>	<b>0</b>	<b>4</b>	<b>1</b>	<b>0</b>	<b>1</b>	<b>7</b>	<b>25</b>	<b>98</b>
<b>Main, Islamabad.</b>	Punjab	20	7	0	7	1	0	0	0	6	0	3	0	0	1	4	16	65
	Sindh R	0	0	0	0	0	0	0	0	0	0	0	0	0	0	1	3	4
	Sindh U	1	0	0	0	0	0	0	0	1	0	0	0	0	0	0	1	3
	KP	6	1	0	1	0	0	0	0	1	0	1	1	0	0	1	4	16
	Balochistan	0	0	0	1	0	0	0	0	2	0	0	0	0	0	0	0	3
	AJ&K	1	1	0	2	0	0	0	0	0	0	0	0	0	0	0	0	4
	GB	0	0	0	0	0	0	0	0	0	0	0	0	0	0	0	1	1
	FATA	0	0	0	1	0	0	0	0	0	0	0	0	0	0	1	0	2





<b>National Information Technology</b>	<b>TOTAL</b>	<b>6</b>	<b>9</b>	<b>0</b>	<b>1</b>	<b>0</b>	<b>0</b>	<b>16</b>	<b>29</b>
<b>Board, Islamabad.</b>	Islamabad	0	0	0	0	0	0	0	1
	Punjab	3	3	0	0	0	0	6	14
	Sindh R	1	1	0	1	0	0	3	3
	Sindh U	1	0	0	0	0	0	1	1
	KP	1	3	0	0	0	0	4	7
	Balochistan	0	0	0	0	0	0	0	0
	AJ&K	0	1	0	0	0	0	1	2
	GB	0	0	0	0	0	0	0	0
	FATA	0	1	0	0	0	0	1	1
<b>18. Inter Provincial Coordination Division</b>	<b>G. TOTAL</b>	<b>44</b>	<b>14</b>	<b>11</b>	<b>7</b>	<b>3</b>	<b>1</b>	<b>80</b>	<b>440</b>
<b>Main, Islamabad.</b>	<b>TOTAL</b>	<b>16</b>	<b>6</b>	<b>8</b>	<b>3</b>	<b>2</b>	<b>1</b>	<b>36</b>	<b>212</b>
	Islamabad	0	0	1	0	0	0	1	41
	Punjab	9	5	5	1	1	0	21	104
	Sindh R	3	1	1	0	0	0	5	7
	Sindh U	1	0	0	1	0	0	2	10
	KP	2	0	0	1	1	0	4	38
	Balochistan	1	0	0	0	0	1	2	7
	AJ&K	0	0	1	0	0	0	1	5
	GB	0	0	0	0	0	0	0	0
	FATA	0	0	0	0	0	0	0	0
<b>Department of Tourist Services,</b>	<b>TOTAL</b>	<b>4</b>	<b>0</b>	<b>1</b>	<b>0</b>	<b>0</b>	<b>0</b>	<b>5</b>	<b>26</b>
<b>Islamabad.</b>	Islamabad	0	0	0	0	0	0	0	6
	Punjab	2	0	1	0	0	0	3	13
	Sindh R	0	0	0	0	0	0	0	0
	Sindh U	2	0	0	0	0	0	2	2
	KP	0	0	0	0	0	0	0	4
	Balochistan	0	0	0	0	0	0	0	0
	AJ&K	0	0	0	0	0	0	0	1
	GB	0	0	0	0	0	0	0	0
	FATA	0	0	0	0	0	0	0	0
<b>Federal Land Commission,</b>	<b>TOTAL</b>	<b>5</b>	<b>1</b>	<b>2</b>	<b>2</b>	<b>1</b>	<b>0</b>	<b>11</b>	<b>82</b>
<b>Islamabad.</b>	Islamabad	0	0	0	0	0	0	0	10
	Punjab	2	0	1	2	1	0	6	39
	Sindh R	2	1	1	0	0	0	4	12
	Sindh U	0	0	0	0	0	0	0	1
	KP	1	0	0	0	0	0	1	11
	Balochistan	0	0	0	0	0	0	0	5
	AJ&K	0	0	0	0	0	0	0	2
	GB	0	0	0	0	0	0	0	2
	FATA	0	0	0	0	0	0	0	0







<b>Directorate General of</b>	<b>TOTAL</b>	<b>143</b>	<b>21</b>	<b>0</b>	<b>111</b>	<b>4</b>	<b>0</b>	<b>0</b>	<b>0</b>	<b>173</b>	<b>6</b>	<b>545</b>	<b>38</b>	<b>0</b>	<b>26</b>	<b>31</b>	<b>40</b>	<b>1138</b>
<b>Immigration and Passports,</b>	Islamabad	0	0	0	6	1	0	0	0	1	0	9	5	0	2	1	2	27
<b>HQ, Islamabad.</b>	Punjab	66	9	0	71	3	0	0	0	77	3	271	16	0	15	12	17	560
	Sindh R	8	0	0	0	0	0	0	0	21	1	64	5	0	4	7	4	114
	Sindh U	34	5	0	6	0	0	0	0	28	0	56	1	0	1	3	1	135
	KP	22	3	0	19	0	0	0	0	27	2	81	9	0	2	5	10	180
	Balochistan	7	2	0	3	0	0	0	0	10	0	27	1	0	1	2	3	56
	AJ&K	6	2	0	4	0	0	0	0	3	0	10	0	0	1	0	1	27
	GB	0	0	0	1	0	0	0	0	2	0	7	1	0	0	0	0	11
	FATA	0	0	0	1	0	0	0	0	4	0	20	0	0	0	1	2	28
<b>Federal Investigation</b>	<b>TOTAL</b>	<b>183</b>	<b>9</b>	<b>0</b>	<b>70</b>	<b>1051</b>	<b>0</b>	<b>309</b>	<b>0</b>	<b>559</b>	<b>0</b>	<b>121</b>	<b>26</b>	<b>0</b>	<b>477</b>	<b>59</b>	<b>315</b>	<b>3179</b>
<b>Agency, HQ, Islamabad.</b>	Islamabad	27	0	0	1	108	0	41	0	22	0	1	0	0	19	2	0	221
	Punjab	87	5	0	33	507	0	96	0	266	0	64	16	0	248	38	162	1522
	Sindh R	13	1	0	5	71	0	47	0	48	0	15	3	0	47	2	30	282
	Sindh U	21	1	0	4	122	0	29	0	53	0	6	0	0	53	8	50	347
	KP	16	2	0	17	86	0	41	0	82	0	19	5	0	58	4	39	369
	Balochistan	10	0	0	9	116	0	39	0	56	0	9	2	0	31	4	19	295
	AJ&K	4	0	0	1	8	0	3	0	12	0	2	0	0	6	1	6	43
	GB	5	0	0	0	10	0	4	0	11	0	5	0	0	6	0	5	46
	FATA	0	0	0	0	23	0	9	0	9	0	0	0	0	9	0	4	54
<b>Gilgit Baltistan Scouts,</b>	<b>TOTAL</b>	<b>0</b>	<b>59</b>	<b>0</b>	<b>12</b>	<b>1449</b>	<b>453</b>	<b>172</b>	<b>0</b>	<b>380</b>	<b>0</b>	<b>297</b>	<b>0</b>	<b>0</b>	<b>117</b>	<b>0</b>	<b>12</b>	<b>2951</b>
<b>HQ, Gilgit.</b>	Islamabad	0	0	0	0	0	0	0	0	0	0	0	0	0	0	0	0	0
	Punjab	0	16	0	11	0	0	0	0	61	0	32	0	0	15	0	0	135
	Sindh R	0	0	0	0	0	0	0	0	5	0	7	0	0	0	0	0	12
	Sindh U	0	0	0	0	0	0	0	0	0	0	0	0	0	0	0	0	0
	KP	0	0	0	0	0	0	0	0	6	0	4	0	0	0	0	0	10
	Balochistan	0	0	0	0	0	0	0	0	3	0	2	0	0	0	0	0	5
	AJ&K	0	0	0	0	0	0	0	0	0	0	0	0	0	0	0	0	0
	GB	0	43	0	1	1449	453	172	0	305	0	252	0	0	102	0	12	2789
	FATA	0	0	0	0	0	0	0	0	0	0	0	0	0	0	0	0	0
<b>HQ Frontier Constabulary</b>	<b>TOTAL</b>	<b>273</b>	<b>470</b>	<b>289</b>	<b>0</b>	<b>0</b>	<b>20227</b>	<b>2214</b>	<b>1270</b>	<b>1361</b>	<b>0</b>	<b>617</b>	<b>188</b>	<b>24</b>	<b>2</b>	<b>0</b>	<b>13</b>	<b>26948</b>
<b>KP, Peshawar.</b>	Islamabad	0	6	0	0	0	0	0	0	0	0	0	0	0	0	0	0	6
	Punjab	3	4	0	0	0	218	28	14	11	0	0	0	0	0	0	0	278
	Sindh R	0	0	0	0	0	0	0	0	0	0	0	0	0	0	0	0	0
	Sindh U	11	12	3	0	0	0	0	0	0	0	0	0	0	0	0	0	26
	KP	213	412	264	0	0	13371	1325	995	954	0	387	142	21	2	0	13	18099
	Balochistan	0	0	0	0	0	0	0	0	0	0	0	0	0	0	0	0	0
	AJ&K	0	0	0	0	0	0	0	0	0	0	0	0	0	0	0	0	0
	GB	3	4	3	0	0	0	0	0	0	0	0	0	0	0	0	0	10
	FATA	43	32	19	0	0	6638	861	261	396	0	230	46	3	0	0	0	8529

<b>Directorate General of</b>	<b>TOTAL</b>	<b>233</b>	<b>19</b>	<b>7</b>	<b>1</b>	<b>0</b>	<b>0</b>	<b>260</b>	<b>1398</b>
<b>Immigration and Passports, HQ,</b>	Islamabad	3	1	0	0	0	0	4	31
<b>Islamabad.</b>	Punjab	123	12	4	1	0	0	140	700
	Sindh R	17	1	1	0	0	0	19	133
	Sindh U	13	0	0	0	0	0	13	148
	KP	41	5	1	0	0	0	47	227
	Balochistan	13	0	1	0	0	0	14	70
	AJ&K	7	0	0	0	0	0	7	34
	GB	6	0	0	0	0	0	6	17
	FATA	10	0	0	0	0	0	10	38
<b>Federal Investigation Agency, HQ.</b>	<b>TOTAL</b>	<b>251</b>	<b>61</b>	<b>22</b>	<b>21</b>	<b>6</b>	<b>0</b>	<b>361</b>	<b>3540</b>
<b>Islamabad.</b>	Islamabad	5	1	0	0	0	0	6	227
	Punjab	141	38	11	13	3	0	206	1728
	Sindh R	21	1	3	4	1	0	30	312
	Sindh U	22	8	5	0	0	0	35	382
	KP	41	8	2	3	0	0	54	423
	Balochistan	14	3	1	1	1	0	20	315
	AJ&K	3	1	0	0	0	0	4	47
	GB	3	1	0	0	0	0	4	50
	FATA	1	0	0	0	1	0	2	56
<b>Gilgit Baltistan Scouts, HQ, Gilgit.</b>	<b>TOTAL</b>	<b>9</b>	<b>14</b>	<b>10</b>	<b>1</b>	<b>0</b>	<b>0</b>	<b>34</b>	<b>2985</b>
	Islamabad	0	0	1	0	0	0	1	1
	Punjab	5	8	4	1	0	0	18	153
	Sindh R	0	0	0	0	0	0	0	12
	Sindh U	0	0	0	0	0	0	0	0
	KP	1	4	4	0	0	0	9	19
	Balochistan	0	0	0	0	0	0	0	5
	AJ&K	0	1	0	0	0	0	1	1
	GB	3	1	1	0	0	0	5	2794
	FATA	0	0	0	0	0	0	0	0
<b>HQ Frontier Constabulary KP,</b>	<b>TOTAL</b>	<b>51</b>	<b>5</b>	<b>2</b>	<b>2</b>	<b>0</b>	<b>1</b>	<b>61</b>	<b>27009</b>
<b>Peshawar.</b>	Islamabad	1	0	0	0	0	0	1	7
	Punjab	20	0	0	2	0	0	22	300
	Sindh R	0	0	0	0	0	0	0	0
	Sindh U	7	1	0	0	0	0	8	34
	KP	15	3	1	0	0	0	19	18118
	Balochistan	2	0	0	0	0	1	3	3
	AJ&K	1	0	0	0	0	0	1	1
	GB	0	0	0	0	0	0	0	10
	FATA	5	1	1	0	0	0	7	8536

<b>HQ Frontier Corps KP (North),</b>	<b>TOTAL</b>	<b>0</b>	<b>3619</b>	<b>0</b>	<b>469</b>	<b>18517</b>	<b>6979</b>	<b>4603</b>	<b>0</b>	<b>3552</b>	<b>1</b>	<b>1113</b>	<b>535</b>	<b>0</b>	<b>69</b>	<b>81</b>	<b>16</b>	<b>39554</b>
<b>Peshawar.</b>	Islamabad	0	0	0	0	0	1	0	0	0	0	0	0	0	0	7	0	8
	Punjab	0	819	0	5	15	0	0	0	0	0	0	7	0	2	12	2	862
	Sindh R	0	0	0	0	0	0	0	0	0	0	0	0	0	0	1	0	1
	Sindh U	0	0	0	0	0	0	0	0	0	0	0	0	0	0	0	0	0
	KP	0	1999	0	302	11189	4223	3296	0	2568	1	775	359	0	52	43	9	24816
	Balochistan	0	0	0	0	0	0	0	0	0	0	0	0	0	0	0	0	0
	AJ&K	0	0	0	0	0	0	0	0	0	0	0	0	0	0	0	0	0
	GB	0	0	0	0	0	0	0	0	0	0	0	0	0	0	0	0	0
	FATA	0	801	0	162	7313	2755	1307	0	984	0	338	169	0	15	18	5	13867
<b>HQ Frontier Corps KP (South),</b>	<b>TOTAL</b>	<b>0</b>	<b>1806</b>	<b>0</b>	<b>1076</b>	<b>15054</b>	<b>6391</b>	<b>4045</b>	<b>0</b>	<b>3275</b>	<b>0</b>	<b>1015</b>	<b>0</b>	<b>0</b>	<b>523</b>	<b>92</b>	<b>37</b>	<b>33314</b>
<b>Dera Ismail Khan.</b>	Islamabad	0	0	0	0	0	0	0	0	0	0	0	0	0	0	0	0	0
	Punjab	0	547	0	291	208	257	342	0	20	0	15	0	0	5	0	0	1685
	Sindh R	0	0	0	0	0	1	0	0	0	0	0	0	0	0	0	0	1
	Sindh U	0	0	0	0	0	0	0	0	0	0	0	0	0	0	0	0	0
	KP	0	1006	0	613	10114	3711	2230	0	2065	0	675	0	0	265	55	30	20764
	Balochistan	0	0	0	0	0	0	0	0	0	0	0	0	0	0	0	0	0
	AJ&K	0	0	0	0	0	0	0	0	0	0	0	0	0	0	0	0	0
	GB	0	0	0	0	0	0	0	0	0	0	0	0	0	0	0	0	0
	FATA	0	253	0	172	4732	2422	1473	0	1190	0	325	0	0	253	37	7	10864
<b>HQ Frontier Corps (North),</b>	<b>TOTAL</b>	<b>1832</b>	<b>0</b>	<b>0</b>	<b>121</b>	<b>19635</b>	<b>6052</b>	<b>4568</b>	<b>1874</b>	<b>1325</b>	<b>98</b>	<b>936</b>	<b>2</b>	<b>0</b>	<b>571</b>	<b>45</b>	<b>110</b>	<b>37169</b>
<b>Balochistan, Quetta.</b>	Islamabad	12	0	0	0	31	7	10	9	7	0	6	0	0	4	0	2	88
	Punjab	904	0	0	27	6475	1992	1483	681	497	39	371	0	0	231	13	50	12763
	Sindh R	9	0	0	5	290	43	8	1	13	0	1	0	0	0	0	0	370
	Sindh U	0	0	0	0	9	0	0	1	1	0	0	0	0	0	0	0	11
	KP	488	0	0	10	9550	2870	2254	853	655	45	447	0	0	280	28	40	17520
	Balochistan	399	0	0	44	3062	992	722	282	131	5	99	0	0	44	1	18	5799
	AJ&K	16	0	0	0	141	15	18	5	2	3	8	0	0	2	0	0	210
	GB	1	0	0	0	17	2	3	0	0	0	0	0	0	0	0	0	23
	FATA	3	0	0	35	60	131	70	42	19	6	4	2	0	10	3	0	385
<b>HQ Frontier Corps (South),</b>	<b>TOTAL</b>	<b>0</b>	<b>0</b>	<b>0</b>	<b>1241</b>	<b>14100</b>	<b>4063</b>	<b>3183</b>	<b>0</b>	<b>2156</b>	<b>0</b>	<b>718</b>	<b>2</b>	<b>0</b>	<b>417</b>	<b>20</b>	<b>62</b>	<b>25962</b>
<b>Balochistan, Turbat.</b>	Islamabad	0	0	0	0	2	2	3	0	0	0	0	0	0	0	0	0	7
	Punjab	0	0	0	627	4807	1323	1063	0	750	0	285	0	0	153	11	33	9052
	Sindh R	0	0	0	20	162	11	11	0	9	0	1	0	0	0	0	0	214
	Sindh U	0	0	0	12	48	6	6	0	0	0	1	0	0	0	0	0	73
	KP	0	0	0	370	7138	1964	1560	0	1084	0	340	2	0	206	9	25	12698
	Balochistan	0	0	0	185	1682	675	486	0	290	0	80	0	0	46	0	3	3447
	AJ&K	0	0	0	10	83	33	4	0	2	0	3	0	0	0	0	0	135
	GB	0	0	0	4	66	2	6	0	4	0	3	0	0	0	0	0	85
	FATA	0	0	0	13	112	47	44	0	17	0	5	0	0	12	0	1	251













Office of the Administrator	TOTAL	24	0	0	4	11	0	0	0	3	8	3	4	0	1	2	3	63
J & K State Property in	Islamabad	0	0	0	0	0	0	0	0	0	0	0	0	0	0	0	0	0
Pakistan, Lahore.	Punjab	21	0	0	2	7	0	0	0	3	7	2	3	0	1	2	3	51
	Sindh R	0	0	0	0	1	0	0	0	0	1	0	0	0	0	0	0	2
	Sindh U	0	0	0	0	0	0	0	0	0	0	0	0	0	0	0	0	0
	KP	2	0	0	1	2	0	0	0	0	0	1	1	0	0	0	0	7
	Balochistan	0	0	0	0	0	0	0	0	0	0	0	0	0	0	0	0	0
	AJ&K	1	0	0	1	1	0	0	0	0	0	0	0	0	0	0	0	3
	GB	0	0	0	0	0	0	0	0	0	0	0	0	0	0	0	0	0
	FATA	0	0	0	0	0	0	0	0	0	0	0	0	0	0	0	0	0
<b>21. Law &amp; Justice Division</b>	<b>G. TOTAL</b>	<b>492</b>	<b>475</b>	<b>130</b>	<b>96</b>	<b>95</b>	<b>4</b>	<b>121</b>	<b>19</b>	<b>444</b>	<b>17</b>	<b>179</b>	<b>13</b>	<b>1</b>	<b>99</b>	<b>46</b>	<b>344</b>	<b>2575</b>
Main (Including Law Offices),	TOTAL	284	22	0	24	0	0	0	1	152	0	35	5	0	37	14	189	763
Islamabad.	Islamabad	20	0	0	0	0	0	0	0	0	8	0	0	0	0	0	5	33
	Punjab	175	12	0	18	0	0	0	1	95	0	15	3	0	26	9	119	473
	Sindh R	10	0	0	0	0	0	0	0	17	0	3	0	0	3	1	15	49
	Sindh U	25	0	0	0	0	0	0	0	11	0	1	0	0	2	3	6	48
	KP	40	6	0	6	0	0	0	0	18	0	5	1	0	3	0	33	112
	Balochistan	6	1	0	0	0	0	0	0	2	0	0	1	0	1	0	5	16
	AJ&K	5	3	0	0	0	0	0	0	6	0	2	0	0	1	1	3	21
	GB	2	0	0	0	0	0	0	0	2	0	0	0	0	0	0	1	5
	FATA	1	0	0	0	0	0	0	0	1	0	1	0	0	1	0	2	6
Accountability Courts,	TOTAL	22	38	14	11	11	0	17	0	21	0	20	3	0	17	1	14	189
(Over all Pakistan).	Islamabad	3	4	1	2	0	0	2	0	2	0	3	0	0	1	0	2	20
	Punjab	15	7	1	7	1	0	5	0	8	0	5	1	0	9	1	5	65
	Sindh R	0	4	4	0	2	0	2	0	1	0	3	0	0	3	0	4	23
	Sindh U	3	8	2	2	2	0	2	0	3	0	2	0	0	0	0	0	24
	KP	1	9	2	0	5	0	4	0	5	0	4	0	0	4	0	3	37
	Balochistan	0	4	3	0	1	0	2	0	2	0	2	2	0	0	0	0	16
	AJ&K	0	1	1	0	0	0	0	0	0	0	0	0	0	0	0	0	2
	GB	0	1	0	0	0	0	0	0	0	0	0	0	0	0	0	0	1
	FATA	0	0	0	0	0	0	0	0	0	0	1	0	0	0	0	0	1
Appellate Tribunal Inland	TOTAL	98	52	36	22	2	0	3	0	96	15	38	0	1	1	0	40	404
Revenue, Islamabad,	Islamabad	15	3	0	2	0	0	0	0	7	2	1	0	0	1	0	2	33
Rawalpindi, Karachi,	Punjab	64	25	0	6	0	0	0	0	51	9	22	0	0	0	0	24	201
Peshawar, Lahore.	Sindh R	4	3	4	0	1	0	1	0	9	0	3	0	1	0	0	4	30
	Sindh U	9	8	32	12	1	0	2	0	22	4	9	0	0	0	0	8	107
	KP	5	13	0	1	0	0	0	0	5	0	2	0	0	0	0	1	27
	Balochistan	0	0	0	0	0	0	0	0	1	0	0	0	0	0	0	1	2
	AJ&K	1	0	0	1	0	0	0	0	1	0	0	0	0	0	0	0	3
	GB	0	0	0	0	0	0	0	0	0	0	0	0	0	0	0	0	0
	FATA	0	0	0	0	0	0	0	0	0	0	1	0	0	0	0	0	1

	<b>Office of the Administrator</b>	<b>TOTAL</b>	<b>2</b>	<b>1</b>	<b>0</b>	<b>0</b>	<b>0</b>	<b>0</b>	<b>3</b>	<b>66</b>
	<b>J &amp; K State Property in</b>	Islamabad	0	0	0	0	0	0	0	0
	<b>Pakistan, Lahore.</b>	Punjab	2	1	0	0	0	0	3	54
		Sindh R	0	0	0	0	0	0	0	2
		Sindh U	0	0	0	0	0	0	0	0
		KP	0	0	0	0	0	0	0	7
		Balochistan	0	0	0	0	0	0	0	0
		AJ&K	0	0	0	0	0	0	0	3
		GB	0	0	0	0	0	0	0	0
		FATA	0	0	0	0	0	0	0	0
<b>21.</b>	<b>Law &amp; Justice Division</b>	<b>G. TOTAL</b>	<b>104</b>	<b>62</b>	<b>44</b>	<b>13</b>	<b>100</b>	<b>9</b>	<b>332</b>	<b>2907</b>
	<b>Main (Including Law Offices),</b>	<b>TOTAL</b>	<b>29</b>	<b>15</b>	<b>6</b>	<b>3</b>	<b>2</b>	<b>0</b>	<b>55</b>	<b>818</b>
	<b>Islamabad.</b>	Islamabad	4	1	1	1	0	0	7	40
		Punjab	12	9	3	0	1	0	25	498
		Sindh R	3	1	2	0	0	0	6	55
		Sindh U	4	0	0	0	1	0	5	53
		KP	4	3	0	2	0	0	9	121
		Balochistan	0	1	0	0	0	0	1	17
		AJ&K	1	0	0	0	0	0	1	22
		GB	1	0	0	0	0	0	1	6
		FATA	0	0	0	0	0	0	0	6
	<b>Accountability Courts,</b>	<b>TOTAL</b>	<b>1</b>	<b>3</b>	<b>0</b>	<b>0</b>	<b>16</b>	<b>0</b>	<b>20</b>	<b>209</b>
	<b>(Over all Pakistan).</b>	Islamabad	0	0	0	0	0	0	0	20
		Punjab	1	2	0	0	6	0	9	74
		Sindh R	0	0	0	0	3	0	3	26
		Sindh U	0	1	0	0	1	0	2	26
		KP	0	0	0	0	5	0	5	42
		Balochistan	0	0	0	0	1	0	1	17
		AJ&K	0	0	0	0	0	0	0	2
		GB	0	0	0	0	0	0	0	1
		FATA	0	0	0	0	0	0	0	1
	<b>Appellate Tribunal Inland Revenue,</b>	<b>TOTAL</b>	<b>24</b>	<b>1</b>	<b>9</b>	<b>0</b>	<b>13</b>	<b>1</b>	<b>48</b>	<b>452</b>
	<b>Islamabad, Rawalpindi, Karachi,</b>	Islamabad	3	0	0	0	0	0	3	36
	<b>Peshawar, Lahore.</b>	Punjab	14	0	0	0	7	1	22	223
		Sindh R	2	0	3	0	0	0	5	35
		Sindh U	2	1	6	0	5	0	14	121
		KP	3	0	0	0	0	0	3	30
		Balochistan	0	0	0	0	1	0	1	3
		AJ&K	0	0	0	0	0	0	0	3
		GB	0	0	0	0	0	0	0	0
		FATA	0	0	0	0	0	0	0	1

<b>Banking Courts,</b>	<b>TOTAL</b>	<b>12</b>	<b>141</b>	<b>28</b>	<b>3</b>	<b>22</b>	<b>1</b>	<b>53</b>	<b>14</b>	<b>78</b>	<b>2</b>	<b>23</b>	<b>0</b>	<b>0</b>	<b>8</b>	<b>4</b>	<b>23</b>	<b>412</b>
<b>(Over all Pakistan).</b>	Islamabad	0	0	0	0	0	0	0	0	0	0	0	0	0	0	0	0	0
	Punjab	9	54	14	3	8	1	24	4	34	1	10	0	0	5	1	10	178
	Sindh R	1	40	3	0	3	0	9	6	15	0	7	0	0	1	1	3	89
	Sindh U	1	28	0	0	7	0	12	2	16	0	2	0	0	0	2	5	75
	KP	0	14	9	0	3	0	6	2	9	0	3	0	0	1	0	4	51
	Balochistan	1	4	2	0	1	0	2	0	4	1	1	0	0	1	0	1	18
	AJ&K	0	1	0	0	0	0	0	0	0	0	0	0	0	0	0	0	1
	GB	0	0	0	0	0	0	0	0	0	0	0	0	0	0	0	0	0
	FATA	0	0	0	0	0	0	0	0	0	0	0	0	0	0	0	0	0
<b>Commercial Courts,</b>	<b>TOTAL</b>	<b>0</b>	<b>3</b>	<b>1</b>	<b>0</b>	<b>0</b>	<b>0</b>	<b>1</b>	<b>0</b>	<b>1</b>	<b>0</b>	<b>2</b>	<b>0</b>	<b>0</b>	<b>0</b>	<b>2</b>	<b>0</b>	<b>10</b>
<b>Karachi, Lahore.</b>	Islamabad	0	0	0	0	0	0	0	0	0	0	0	0	0	0	0	0	0
	Punjab	0	2	1	0	0	0	1	0	0	0	1	0	0	0	2	0	7
	Sindh R	0	0	0	0	0	0	0	0	0	0	1	0	0	0	0	0	1
	Sindh U	0	1	0	0	0	0	0	0	1	0	0	0	0	0	0	0	2
	KP	0	0	0	0	0	0	0	0	0	0	0	0	0	0	0	0	0
	Balochistan	0	0	0	0	0	0	0	0	0	0	0	0	0	0	0	0	0
	AJ&K	0	0	0	0	0	0	0	0	0	0	0	0	0	0	0	0	0
	GB	0	0	0	0	0	0	0	0	0	0	0	0	0	0	0	0	0
	FATA	0	0	0	0	0	0	0	0	0	0	0	0	0	0	0	0	0
<b>Customs, Excise &amp; Sales</b>	<b>TOTAL</b>	<b>15</b>	<b>15</b>	<b>17</b>	<b>7</b>	<b>7</b>	<b>2</b>	<b>2</b>	<b>0</b>	<b>15</b>	<b>0</b>	<b>12</b>	<b>0</b>	<b>0</b>	<b>6</b>	<b>0</b>	<b>7</b>	<b>105</b>
<b>Tax Appellate Tribunal,</b>	Islamabad	1	1	1	2	1	0	0	0	3	0	1	0	0	0	0	2	12
<b>(Over all Pakistan).</b>	Punjab	3	4	6	2	1	0	1	0	3	0	5	0	0	3	0	3	31
	Sindh R	1	2	1	0	1	0	0	0	1	0	3	0	0	2	0	0	11
	Sindh U	4	7	5	1	3	0	0	0	5	0	1	0	0	0	0	0	26
	KP	6	0	3	1	1	2	0	0	3	0	2	0	0	1	0	2	21
	Balochistan	0	0	0	0	0	0	1	0	0	0	0	0	0	0	0	0	1
	AJ&K	0	0	1	1	0	0	0	0	0	0	0	0	0	0	0	0	2
	GB	0	1	0	0	0	0	0	0	0	0	0	0	0	0	0	0	1
	FATA	0	0	0	0	0	0	0	0	0	0	0	0	0	0	0	0	0
<b>Drug Courts,</b>	<b>TOTAL</b>	<b>7</b>	<b>11</b>	<b>4</b>	<b>3</b>	<b>3</b>	<b>1</b>	<b>13</b>	<b>0</b>	<b>6</b>	<b>0</b>	<b>5</b>	<b>2</b>	<b>0</b>	<b>3</b>	<b>1</b>	<b>5</b>	<b>64</b>
<b>(Over all Pakistan).</b>	Islamabad	0	0	0	0	0	0	0	0	0	0	0	0	0	0	0	0	0
	Punjab	5	9	4	1	2	1	11	0	4	0	3	2	0	2	1	3	48
	Sindh R	0	0	0	0	0	0	1	0	0	0	0	0	0	0	0	1	2
	Sindh U	0	1	0	1	1	0	0	0	1	0	0	0	0	1	0	0	5
	KP	2	1	0	1	0	0	1	0	1	0	1	0	0	0	0	1	8
	Balochistan	0	0	0	0	0	0	0	0	0	0	0	0	0	0	0	0	0
	AJ&K	0	0	0	0	0	0	0	0	0	0	0	0	0	0	0	0	0
	GB	0	0	0	0	0	0	0	0	0	0	0	0	0	0	0	0	0
	FATA	0	0	0	0	0	0	0	0	0	0	1	0	0	0	0	0	1













Special Courts (CNS),	TOTAL	2	21	2	1	4	0	5	3	5	0	5	0	0	2	0	5	55
(Over all Pakistan).	Islamabad	1	0	0	0	0	0	0	0	0	0	0	0	0	0	0	0	1
	Punjab	1	7	1	1	0	0	3	0	1	0	2	0	0	1	0	1	18
	Sindh R	0	2	0	0	0	0	1	1	0	0	0	0	0	0	0	1	5
	Sindh U	0	3	0	0	2	0	0	1	2	0	2	0	0	0	0	2	12
	KP	0	4	1	0	1	0	1	0	1	0	1	0	0	1	0	1	11
	Balochistan	0	5	0	0	1	0	0	1	1	0	0	0	0	0	0	0	8
	AJ&K	0	0	0	0	0	0	0	0	0	0	0	0	0	0	0	0	0
	GB	0	0	0	0	0	0	0	0	0	0	0	0	0	0	0	0	0
	FATA	0	0	0	0	0	0	0	0	0	0	0	0	0	0	0	0	0
Special Courts (Customs,	TOTAL	3	10	1	0	4	0	5	1	4	0	4	0	0	0	0	3	35
Taxation & Anti Smuggling),	Islamabad	0	0	0	0	0	0	0	0	0	0	0	0	0	0	0	0	0
Karachi, Rawalpindi,	Punjab	1	6	1	0	2	0	3	0	1	0	1	0	0	0	0	1	16
Peshawar, Lahore.	Sindh R	0	1	0	0	1	0	0	0	0	0	1	0	0	0	0	1	4
	Sindh U	1	1	0	0	0	0	1	0	2	0	0	0	0	0	0	0	5
	KP	1	2	0	0	1	0	1	1	1	0	2	0	0	0	0	1	10
	Balochistan	0	0	0	0	0	0	0	0	0	0	0	0	0	0	0	0	0
	AJ&K	0	0	0	0	0	0	0	0	0	0	0	0	0	0	0	0	0
	GB	0	0	0	0	0	0	0	0	0	0	0	0	0	0	0	0	0
	FATA	0	0	0	0	0	0	0	0	0	0	0	0	0	0	0	0	0
Special Courts (Offences	TOTAL	2	12	4	0	3	0	5	0	3	0	2	0	0	1	0	2	34
in Banks), Lahore,	Islamabad	0	0	0	0	0	0	0	0	0	0	0	0	0	0	0	0	0
Peshawar, Karachi.	Punjab	2	4	1	0	1	0	2	0	1	0	0	0	0	0	0	0	11
	Sindh R	0	0	0	0	0	0	0	0	0	0	0	0	0	0	0	1	1
	Sindh U	0	4	2	0	1	0	2	0	1	0	1	0	0	0	0	0	11
	KP	0	3	1	0	1	0	1	0	1	0	1	0	0	0	0	1	9
	Balochistan	0	0	0	0	0	0	0	0	0	0	0	0	0	1	0	0	1
	AJ&K	0	1	0	0	0	0	0	0	0	0	0	0	0	0	0	0	1
	GB	0	0	0	0	0	0	0	0	0	0	0	0	0	0	0	0	0
	FATA	0	0	0	0	0	0	0	0	0	0	0	0	0	0	0	0	0
22. Maritime Affairs Division	G. TOTAL	69	25	15	16	15	3	8	0	25	8	24	18	5	17	27	28	303
Main, Islamabad.	TOTAL	37	4	0	9	0	0	0	0	13	0	5	0	0	12	22	12	114
	Islamabad	9	3	0	1	0	0	0	0	3	0	0	0	0	2	2	0	20
	Punjab	9	1	0	1	0	0	0	0	3	0	0	0	0	1	6	1	22
	Sindh R	0	0	0	3	0	0	0	0	0	0	0	0	1	2	3	9	
	Sindh U	13	0	0	3	0	0	0	0	4	0	3	0	5	7	3	38	
	KP	4	0	0	1	0	0	0	0	3	0	2	0	3	1	4	18	
	Balochistan	1	0	0	0	0	0	0	0	0	0	0	0	0	2	0	3	
	AJ&K	0	0	0	0	0	0	0	0	0	0	0	0	0	0	0	0	
	GB	0	0	0	0	0	0	0	0	0	0	0	0	0	0	0	0	
	FATA	1	0	0	0	0	0	0	0	0	0	0	0	0	2	1	4	









	<b>Mercantile Marine Department,</b>	<b>TOTAL</b>	<b>0</b>	<b>1</b>	<b>0</b>	<b>0</b>	<b>0</b>	<b>0</b>	<b>1</b>	<b>38</b>
	<b>Karachi.</b>	Islamabad	0	1	0	0	0	0	1	1
		Punjab	0	0	0	0	0	0	0	4
		Sindh R	0	0	0	0	0	0	0	5
		Sindh U	0	0	0	0	0	0	0	14
		KP	0	0	0	0	0	0	0	1
		Balochistan	0	0	0	0	0	0	0	12
		AJ&K	0	0	0	0	0	0	0	0
		GB	0	0	0	0	0	0	0	1
		FATA	0	0	0	0	0	0	0	0
<b>23.</b>	<b>Narcotics Control Division</b>	<b>G. TOTAL</b>	<b>66</b>	<b>36</b>	<b>9</b>	<b>3</b>	<b>1</b>	<b>1</b>	<b>116</b>	<b>1972</b>
	<b>Main, Islamabad.</b>	<b>TOTAL</b>	<b>0</b>	<b>10</b>	<b>5</b>	<b>0</b>	<b>1</b>	<b>1</b>	<b>17</b>	<b>107</b>
		Islamabad	0	0	1	0	0	0	1	30
		Punjab	0	5	2	0	1	1	9	42
		Sindh R	0	2	0	0	0	0	2	10
		Sindh U	0	0	0	0	0	0	0	0
		KP	0	2	1	0	0	0	3	18
		Balochistan	0	1	1	0	0	0	2	4
		AJ&K	0	0	0	0	0	0	0	1
		GB	0	0	0	0	0	0	0	1
		FATA	0	0	0	0	0	0	0	1
	<b>Anti Narcotics Force, Rawalpindi.</b>	<b>TOTAL</b>	<b>66</b>	<b>26</b>	<b>4</b>	<b>3</b>	<b>0</b>	<b>0</b>	<b>99</b>	<b>1865</b>
		Islamabad	0	0	0	0	0	0	0	35
		Punjab	33	12	3	2	0	0	50	996
		Sindh R	12	2	0	0	0	0	14	169
		Sindh U	3	3	0	1	0	0	7	144
		KP	7	6	0	0	0	0	13	281
		Balochistan	5	0	0	0	0	0	5	131
		AJ&K	2	0	0	0	0	0	2	46
		GB	2	2	1	0	0	0	5	39
		FATA	2	1	0	0	0	0	3	24
<b>24.</b>	<b>National Food Security &amp;</b>	<b>G. TOTAL</b>	<b>106</b>	<b>43</b>	<b>25</b>	<b>11</b>	<b>2</b>	<b>1</b>	<b>188</b>	<b>1389</b>
	<b>Research Division</b>	<b>TOTAL</b>	<b>21</b>	<b>6</b>	<b>7</b>	<b>5</b>	<b>1</b>	<b>1</b>	<b>41</b>	<b>176</b>
	<b>Main, Islamabad.</b>	Islamabad	1	0	0	0	0	0	1	37
		Punjab	9	3	4	2	1	1	20	82
		Sindh R	3	1	1	1	0	0	6	9
		Sindh U	2	0	0	0	0	0	2	3
		KP	5	1	0	2	0	0	8	31
		Balochistan	1	1	1	0	0	0	3	4
		AJ&K	0	0	0	0	0	0	0	8
		GB	0	0	0	0	0	0	0	1
		FATA	0	0	1	0	0	0	1	1





<b>Agriculture Policy Institute,</b>	<b>TOTAL</b>	<b>5</b>	<b>4</b>	<b>1</b>	<b>4</b>	<b>0</b>	<b>0</b>	<b>14</b>	<b>61</b>
<b>Islamabad.</b>	Islamabad	0	0	0	0	0	0	0	4
	Punjab	4	3	0	1	0	0	8	38
	Sindh R	0	0	0	2	0	0	2	4
	Sindh U	0	1	0	0	0	0	1	2
	KP	1	0	1	0	0	0	2	9
	Balochistan	0	0	0	0	0	0	0	2
	AJ&K	0	0	0	0	0	0	0	1
	GB	0	0	0	1	0	0	1	1
	FATA	0	0	0	0	0	0	0	0
<b>Animal Quarantine Department,</b>	<b>TOTAL</b>	<b>15</b>	<b>9</b>	<b>1</b>	<b>0</b>	<b>0</b>	<b>0</b>	<b>25</b>	<b>168</b>
<b>Karachi.</b>	Islamabad	0	0	0	0	0	0	0	0
	Punjab	5	7	0	0	0	0	12	85
	Sindh R	2	0	0	0	0	0	2	13
	Sindh U	1	1	0	0	0	0	2	38
	KP	4	0	1	0	0	0	5	14
	Balochistan	1	0	0	0	0	0	1	13
	AJ&K	0	0	0	0	0	0	0	0
	GB	1	1	0	0	0	0	2	3
	FATA	1	0	0	0	0	0	1	2
<b>Department of Plant Protection,</b>	<b>TOTAL</b>	<b>30</b>	<b>6</b>	<b>4</b>	<b>0</b>	<b>1</b>	<b>0</b>	<b>41</b>	<b>620</b>
<b>Karachi.</b>	Islamabad	0	0	0	0	0	0	0	1
	Punjab	16	4	0	0	0	0	20	253
	Sindh R	3	0	1	0	0	0	4	123
	Sindh U	5	0	2	0	0	0	7	91
	KP	2	0	1	0	1	0	4	72
	Balochistan	0	1	0	0	0	0	1	41
	AJ&K	2	1	0	0	0	0	3	11
	GB	0	0	0	0	0	0	0	7
	FATA	2	0	0	0	0	0	2	21
<b>Federal Seed Certification &amp;</b>	<b>TOTAL</b>	<b>31</b>	<b>13</b>	<b>7</b>	<b>1</b>	<b>0</b>	<b>0</b>	<b>52</b>	<b>290</b>
<b>Registration Department,</b>	Islamabad	1	0	0	0	0	0	1	6
<b>Islamabad.</b>	Punjab	13	8	3	1	0	0	25	158
	Sindh R	4	0	0	0	0	0	4	34
	Sindh U	4	2	0	0	0	0	6	26
	KP	3	1	1	0	0	0	5	33
	Balochistan	2	0	2	0	0	0	4	16
	AJ&K	0	1	0	0	0	0	1	6
	GB	2	0	1	0	0	0	3	8
	FATA	2	1	0	0	0	0	3	3











<b>Federal Medical &amp; Dental College,</b>	<b>TOTAL</b>	<b>30</b>	<b>8</b>	<b>0</b>	<b>0</b>	<b>0</b>	<b>0</b>	<b>38</b>	<b>117</b>
<b>Islamabad.</b>	Islamabad	5	1	0	0	0	0	6	60
	Punjab	14	4	0	0	0	0	18	35
	Sindh R	2	0	0	0	0	0	2	6
	Sindh U	2	0	0	0	0	0	2	2
	KP	4	3	0	0	0	0	7	11
	Balochistan	2	0	0	0	0	0	2	2
	AJ&K	1	0	0	0	0	0	1	1
	GB	0	0	0	0	0	0	0	0
	FATA	0	0	0	0	0	0	0	0
<b>Federal General Hospital,</b>	<b>TOTAL</b>	<b>42</b>	<b>9</b>	<b>2</b>	<b>0</b>	<b>0</b>	<b>0</b>	<b>53</b>	<b>304</b>
<b>Islamabad.</b>	Islamabad	3	1	0	0	0	0	4	110
	Punjab	18	6	2	0	0	0	26	112
	Sindh R	3	1	0	0	0	0	4	26
	Sindh U	1	0	0	0	0	0	1	7
	KP	12	1	0	0	0	0	13	33
	Balochistan	2	0	0	0	0	0	2	6
	AJ&K	1	0	0	0	0	0	1	4
	GB	0	0	0	0	0	0	0	4
	FATA	2	0	0	0	0	0	2	2
<b>Federal Government Polyclinic,</b>	<b>TOTAL</b>	<b>257</b>	<b>22</b>	<b>25</b>	<b>12</b>	<b>1</b>	<b>0</b>	<b>317</b>	<b>1518</b>
<b>Postgraduate Medical Institute,</b>	Islamabad	0	0	0	0	0	0	0	495
<b>Islamabad.</b>	Punjab	158	13	20	9	0	0	200	631
	Sindh R	27	0	1	0	1	0	29	79
	Sindh U	10	0	0	0	0	0	10	63
	KP	44	6	3	1	0	0	54	173
	Balochistan	7	1	0	1	0	0	9	27
	AJ&K	3	1	0	0	0	0	4	26
	GB	8	0	0	0	0	0	8	8
	FATA	0	1	1	1	0	0	3	16
<b>National Institute of Rehabilitation</b>	<b>TOTAL</b>	<b>67</b>	<b>13</b>	<b>2</b>	<b>0</b>	<b>0</b>	<b>0</b>	<b>82</b>	<b>284</b>
<b>Medicine, Islamabad.</b>	Islamabad	0	1	0	0	0	0	1	10
	Punjab	31	8	1	0	0	0	40	175
	Sindh R	6	0	0	0	0	0	6	15
	Sindh U	4	0	0	0	0	0	4	11
	KP	20	2	1	0	0	0	23	51
	Balochistan	3	1	0	0	0	0	4	5
	AJ&K	0	0	0	0	0	0	0	11
	GB	3	0	0	0	0	0	3	3
	FATA	0	1	0	0	0	0	1	3









	<b>Pakistan Institute of Medical</b>	<b>TOTAL</b>	<b>466</b>	<b>78</b>	<b>28</b>	<b>30</b>	<b>1</b>	<b>0</b>	<b>603</b>	<b>3094</b>
	<b>Sciences, Islamabad.</b>	Islamabad	2	6	2	8	0	0	18	307
		Punjab	279	41	13	15	1	0	349	1851
		Sindh R	37	5	5	2	0	0	49	182
		Sindh U	15	3	3	1	0	0	22	96
		KP	75	16	3	3	0	0	97	476
		Balochistan	31	3	0	1	0	0	35	64
		AJ&K	6	2	1	0	0	0	9	67
		GB	16	1	1	0	0	0	18	21
		FATA	5	1	0	0	0	0	6	30
	<b>Regional Training Institute,</b>	<b>TOTAL</b>	<b>4</b>	<b>1</b>	<b>1</b>	<b>0</b>	<b>0</b>	<b>0</b>	<b>6</b>	<b>29</b>
	<b>Islamabad.</b>	Islamabad	0	0	1	0	0	0	1	4
		Punjab	2	0	0	0	0	0	2	15
		Sindh R	0	0	0	0	0	0	0	0
		Sindh U	0	0	0	0	0	0	0	0
		KP	0	0	0	0	0	0	0	6
		Balochistan	1	0	0	0	0	0	1	2
		AJ&K	1	0	0	0	0	0	1	1
		GB	0	0	0	0	0	0	0	0
		FATA	0	1	0	0	0	0	1	1
<b>26.</b>	<b>National History &amp;</b>	<b>G. TOTAL</b>	<b>44</b>	<b>14</b>	<b>8</b>	<b>4</b>	<b>0</b>	<b>1</b>	<b>71</b>	<b>514</b>
	<b>Literary Heritage Division</b>	<b>TOTAL</b>	<b>6</b>	<b>5</b>	<b>4</b>	<b>2</b>	<b>0</b>	<b>1</b>	<b>18</b>	<b>103</b>
	<b>Main, Islamabad.</b>	Islamabad	1	0	2	0	0	0	3	33
		Punjab	3	4	1	1	0	1	10	44
		Sindh R	2	0	0	0	0	0	2	6
		Sindh U	0	0	0	0	0	0	0	2
		KP	0	1	1	1	0	0	3	13
		Balochistan	0	0	0	0	0	0	0	1
		AJ&K	0	0	0	0	0	0	0	4
		GB	0	0	0	0	0	0	0	0
		FATA	0	0	0	0	0	0	0	0
	<b>Department of Archaeology</b>	<b>TOTAL</b>	<b>7</b>	<b>2</b>	<b>1</b>	<b>0</b>	<b>0</b>	<b>0</b>	<b>10</b>	<b>160</b>
	<b>&amp; Museums, Islamabad.</b>	Islamabad	0	0	0	0	0	0	0	13
		Punjab	3	2	0	0	0	0	5	54
		Sindh R	0	0	0	0	0	0	0	10
		Sindh U	1	0	0	0	0	0	1	64
		KP	0	0	1	0	0	0	1	12
		Balochistan	0	0	0	0	0	0	0	2
		AJ&K	1	0	0	0	0	0	1	2
		GB	1	0	0	0	0	0	1	1
		FATA	1	0	0	0	0	0	1	2





<b>Urdu Science Board,</b>	<b>TOTAL</b>	<b>17</b>	<b>2</b>	<b>0</b>	<b>5</b>	<b>0</b>	<b>0</b>	<b>0</b>	<b>0</b>	<b>2</b>	<b>2</b>	<b>0</b>	<b>2</b>	<b>0</b>	<b>5</b>	<b>2</b>	<b>3</b>	<b>40</b>
<b>Lahore.</b>	Islamabad	0	0	0	0	0	0	0	0	0	0	0	0	0	0	0	0	0
	Punjab	10	1	0	3	0	0	0	0	1	1	0	2	0	4	1	3	26
	Sindh R	0	0	0	1	0	0	0	0	0	0	0	0	0	0	0	0	1
	Sindh U	3	1	0	0	0	0	0	0	1	1	0	0	0	0	0	0	6
	KP	2	0	0	1	0	0	0	0	0	0	0	0	0	1	1	0	5
	Balochistan	2	0	0	0	0	0	0	0	0	0	0	0	0	0	0	0	2
	AJ&K	0	0	0	0	0	0	0	0	0	0	0	0	0	0	0	0	0
	GB	0	0	0	0	0	0	0	0	0	0	0	0	0	0	0	0	0
	FATA	0	0	0	0	0	0	0	0	0	0	0	0	0	0	0	0	0
<b>27. National Security Division</b>	<b>TOTAL</b>	<b>5</b>	<b>1</b>	<b>1</b>	<b>5</b>	<b>2</b>	<b>0</b>	<b>0</b>	<b>0</b>	<b>1</b>	<b>0</b>	<b>0</b>	<b>0</b>	<b>0</b>	<b>0</b>	<b>0</b>	<b>4</b>	<b>19</b>
<b>Islamabad.</b>	Islamabad	2	0	0	1	0	0	0	0	0	0	0	0	0	0	0	0	3
	Punjab	2	0	1	2	1	0	0	0	1	0	0	0	0	0	0	3	10
	Sindh R	0	0	0	0	0	0	0	0	0	0	0	0	0	0	0	1	1
	Sindh U	0	0	0	0	0	0	0	0	0	0	0	0	0	0	0	0	0
	KP	0	0	0	2	1	0	0	0	0	0	0	0	0	0	0	0	3
	Balochistan	1	0	0	0	0	0	0	0	0	0	0	0	0	0	0	0	1
	AJ&K	0	1	0	0	0	0	0	0	0	0	0	0	0	0	0	0	1
	GB	0	0	0	0	0	0	0	0	0	0	0	0	0	0	0	0	0
	FATA	0	0	0	0	0	0	0	0	0	0	0	0	0	0	0	0	0
<b>28. Overseas Pakistanis and</b>	<b>G. TOTAL</b>	<b>149</b>	<b>73</b>	<b>5</b>	<b>44</b>	<b>13</b>	<b>0</b>	<b>13</b>	<b>0</b>	<b>58</b>	<b>2</b>	<b>41</b>	<b>37</b>	<b>0</b>	<b>62</b>	<b>76</b>	<b>76</b>	<b>649</b>
<b>Human Resource</b>	<b>TOTAL</b>	<b>68</b>	<b>8</b>	<b>5</b>	<b>14</b>	<b>1</b>	<b>0</b>	<b>0</b>	<b>0</b>	<b>20</b>	<b>0</b>	<b>10</b>	<b>0</b>	<b>0</b>	<b>19</b>	<b>39</b>	<b>17</b>	<b>201</b>
<b>Development Division</b>	Islamabad	13	1	0	0	0	0	0	0	3	0	2	0	0	3	4	0	26
<b>Main, Islamabad.</b>	Punjab	29	7	0	9	0	0	0	0	13	0	8	0	0	8	23	10	107
	Sindh R	0	0	0	3	0	0	0	0	0	0	0	0	0	3	3	0	9
	Sindh U	0	0	0	1	0	0	0	0	1	0	0	0	0	0	0	3	5
	KP	19	0	5	0	0	0	0	0	1	0	0	0	0	3	6	3	37
	Balochistan	0	0	0	0	0	0	0	0	0	0	0	0	0	0	1	1	2
	AJ&K	7	0	0	1	1	0	0	0	2	0	0	0	0	1	2	0	14
	GB	0	0	0	0	0	0	0	0	0	0	0	0	0	1	0	0	1
	FATA	0	0	0	0	0	0	0	0	0	0	0	0	0	0	0	0	0
<b>Bureau of Emigration &amp;</b>	<b>TOTAL</b>	<b>81</b>	<b>2</b>	<b>0</b>	<b>18</b>	<b>0</b>	<b>0</b>	<b>0</b>	<b>0</b>	<b>28</b>	<b>0</b>	<b>21</b>	<b>37</b>	<b>0</b>	<b>23</b>	<b>36</b>	<b>41</b>	<b>287</b>
<b>Overseas Employment,</b>	Islamabad	17	1	0	2	0	0	0	0	2	0	1	2	0	0	2	0	27
<b>Islamabad.</b>	Punjab	30	1	0	7	0	0	0	0	11	0	9	20	0	3	19	22	122
	Sindh R	4	0	0	3	0	0	0	0	2	0	0	8	0	17	3	6	43
	Sindh U	7	0	0	1	0	0	0	0	2	0	1	1	0	0	2	5	19
	KP	16	0	0	4	0	0	0	0	6	0	6	4	0	2	4	5	47
	Balochistan	6	0	0	1	0	0	0	0	2	0	2	1	0	1	4	2	19
	AJ&K	0	0	0	0	0	0	0	0	1	0	1	1	0	0	1	0	4
	GB	1	0	0	0	0	0	0	0	2	0	0	0	0	0	1	1	5
	FATA	0	0	0	0	0	0	0	0	0	0	1	0	0	0	0	0	1





<b>Directorate of Workers</b>	<b>TOTAL</b>	<b>0</b>	<b>9</b>	<b>0</b>	<b>0</b>	<b>7</b>	<b>0</b>	<b>0</b>	<b>0</b>	<b>4</b>	<b>0</b>	<b>3</b>	<b>0</b>	<b>0</b>	<b>7</b>	<b>0</b>	<b>8</b>	<b>38</b>
<b>Education, Islamabad.</b>	Islamabad	0	0	0	0	2	0	0	0	0	0	0	0	0	0	0	1	3
	Punjab	0	8	0	0	4	0	0	0	2	0	3	0	0	5	0	6	28
	Sindh R	0	0	0	0	0	0	0	0	0	0	0	0	0	1	0	0	1
	Sindh U	0	0	0	0	0	0	0	0	0	0	0	0	0	1	0	0	1
	KP	0	1	0	0	1	0	0	0	1	0	0	0	0	0	0	1	4
	Balochistan	0	0	0	0	0	0	0	0	0	0	0	0	0	0	0	0	0
	AJ&K	0	0	0	0	0	0	0	0	1	0	0	0	0	0	0	0	1
	GB	0	0	0	0	0	0	0	0	0	0	0	0	0	0	0	0	0
	FATA	0	0	0	0	0	0	0	0	0	0	0	0	0	0	0	0	0
<b>National Industrial</b>	<b>TOTAL</b>	<b>0</b>	<b>54</b>	<b>0</b>	<b>12</b>	<b>5</b>	<b>0</b>	<b>13</b>	<b>0</b>	<b>6</b>	<b>2</b>	<b>7</b>	<b>0</b>	<b>0</b>	<b>13</b>	<b>1</b>	<b>10</b>	<b>123</b>
<b>Relations Commission,</b>	Islamabad	0	19	0	3	1	0	3	0	3	1	1	0	0	2	1	2	36
<b>Islamabad.</b>	Punjab	0	10	0	2	2	0	4	0	2	0	2	0	0	6	0	4	32
	Sindh R	0	4	0	2	1	0	1	0	0	0	0	0	0	1	0	1	10
	Sindh U	0	5	0	0	0	0	0	0	0	0	0	0	0	0	0	0	5
	KP	0	8	0	2	1	0	4	0	1	1	1	0	0	1	0	2	21
	Balochistan	0	3	0	1	0	0	1	0	0	0	1	0	0	1	0	1	8
	AJ&K	0	5	0	2	0	0	0	0	0	0	0	0	0	2	0	0	9
	GB	0	0	0	0	0	0	0	0	0	0	2	0	0	0	0	0	2
	FATA	0	0	0	0	0	0	0	0	0	0	0	0	0	0	0	0	0
<b>29. Parliamentary Affairs</b>	<b>TOTAL</b>	<b>50</b>	<b>5</b>	<b>0</b>	<b>7</b>	<b>1</b>	<b>0</b>	<b>0</b>	<b>0</b>	<b>10</b>	<b>0</b>	<b>9</b>	<b>0</b>	<b>0</b>	<b>11</b>	<b>15</b>	<b>20</b>	<b>128</b>
<b>Division Islamabad.</b>	Islamabad	21	0	0	4	1	0	0	0	3	0	0	0	0	0	1	1	31
	Punjab	23	3	0	1	0	0	0	0	4	0	5	0	0	4	9	11	60
	Sindh R	0	0	0	1	0	0	0	0	1	0	1	0	0	1	0	1	5
	Sindh U	0	0	0	0	0	0	0	0	1	0	0	0	0	2	1	1	5
	KP	5	0	0	0	0	0	0	0	1	0	3	0	0	2	3	5	19
	Balochistan	0	0	0	0	0	0	0	0	0	0	0	0	0	1	0	1	2
	AJ&K	1	2	0	0	0	0	0	0	0	0	0	0	0	1	1	0	5
	GB	0	0	0	1	0	0	0	0	0	0	0	0	0	0	0	0	1
	FATA	0	0	0	0	0	0	0	0	0	0	0	0	0	0	0	0	0
<b>30. Petroleum Division</b>	<b>G. TOTAL</b>	<b>263</b>	<b>23</b>	<b>42</b>	<b>88</b>	<b>17</b>	<b>4</b>	<b>51</b>	<b>0</b>	<b>84</b>	<b>2</b>	<b>55</b>	<b>2</b>	<b>1</b>	<b>42</b>	<b>35</b>	<b>104</b>	<b>813</b>
<b>Main, Islamabad.</b>	<b>TOTAL</b>	<b>87</b>	<b>1</b>	<b>4</b>	<b>19</b>	<b>2</b>	<b>0</b>	<b>0</b>	<b>0</b>	<b>26</b>	<b>0</b>	<b>11</b>	<b>0</b>	<b>0</b>	<b>29</b>	<b>17</b>	<b>44</b>	<b>240</b>
	Islamabad	20	0	0	1	1	0	0	0	4	0	0	0	0	3	2	8	39
	Punjab	48	0	3	11	1	0	0	0	13	0	8	0	0	15	8	17	124
	Sindh R	2	0	0	2	0	0	0	0	2	0	1	0	0	3	0	4	14
	Sindh U	0	0	0	0	0	0	0	0	2	0	0	0	0	2	3	2	9
	KP	11	0	0	3	0	0	0	0	3	0	2	0	0	2	2	11	34
	Balochistan	0	0	0	1	0	0	0	0	1	0	0	0	0	1	0	0	3
	AJ&K	4	1	0	1	0	0	0	0	1	0	0	0	0	1	0	0	8
	GB	2	0	1	0	0	0	0	0	0	0	0	0	0	2	1	0	6
	FATA	0	0	0	0	0	0	0	0	0	0	0	0	0	0	1	2	3











<b>Pakistan Post Office</b>	<b>TOTAL</b>	<b>1239</b>	<b>3702</b>	<b>949</b>	<b>706</b>	<b>25</b>	<b>51</b>	<b>4448</b>	<b>423</b>	<b>9164</b>	<b>0</b>	<b>1033</b>	<b>40</b>	<b>0</b>	<b>1073</b>	<b>43</b>	<b>394</b>	<b>23290</b>
<b>Department, (Over all</b>	Islamabad	82	65	10	21	0	2	20	1	117	0	21	13	0	10	5	6	373
<b>Pakistan).</b>	Punjab	603	1931	781	369	19	31	2422	281	4892	0	470	9	0	508	22	190	12528
	Sindh R	38	285	14	31	0	3	267	36	596	0	82	1	0	79	2	25	1459
	Sindh U	189	236	84	91	0	6	781	25	1639	0	211	11	0	232	3	86	3594
	KP	166	662	29	155	3	5	489	41	1135	0	144	4	0	127	6	47	3013
	Balochistan	124	221	13	17	0	1	261	7	463	0	70	1	0	59	1	31	1269
	AJ&K	22	122	16	16	2	2	167	19	226	0	26	0	0	44	2	8	672
	GB	10	161	2	3	1	1	37	13	72	0	6	1	0	13	2	0	322
	FATA	5	19	0	3	0	0	4	0	24	0	3	0	0	1	0	1	60
<b>33. Poverty Alleviation and</b>	<b>TOTAL</b>	<b>21</b>	<b>0</b>	<b>2</b>	<b>9</b>	<b>1</b>	<b>0</b>	<b>0</b>	<b>0</b>	<b>6</b>	<b>0</b>	<b>6</b>	<b>1</b>	<b>0</b>	<b>5</b>	<b>0</b>	<b>23</b>	<b>74</b>
<b>Social Safety Division</b>	Islamabad	7	0	0	1	0	0	0	0	2	0	1	1	0	0	0	3	15
<b>Islamabad.</b>	Punjab	10	0	0	4	1	0	0	0	0	0	1	0	0	2	0	13	31
	Sindh R	0	0	0	0	0	0	0	0	2	0	0	0	0	1	0	1	4
	Sindh U	0	0	0	0	0	0	0	0	0	0	0	0	0	0	0	2	2
	KP	3	0	1	2	0	0	0	0	2	0	2	0	0	2	0	0	12
	Balochistan	1	0	0	0	0	0	0	0	0	0	2	0	0	0	0	1	4
	AJ&K	0	0	1	2	0	0	0	0	0	0	0	0	0	0	0	1	4
	GB	0	0	0	0	0	0	0	0	0	0	0	0	0	0	0	2	2
	FATA	0	0	0	0	0	0	0	0	0	0	0	0	0	0	0	0	0
<b>34. Power Division Islamabad.</b>	<b>TOTAL</b>	<b>0</b>	<b>31</b>	<b>0</b>	<b>0</b>	<b>0</b>	<b>0</b>	<b>10</b>	<b>0</b>	<b>10</b>	<b>0</b>	<b>4</b>	<b>0</b>	<b>0</b>	<b>2</b>	<b>0</b>	<b>28</b>	<b>85</b>
	Islamabad	0	11	0	0	0	0	1	0	3	0	0	0	0	1	0	5	21
	Punjab	0	11	0	0	0	0	3	0	5	0	1	0	0	0	0	10	30
	Sindh R	0	1	0	0	0	0	1	0	0	0	0	0	0	1	0	4	7
	Sindh U	0	0	0	0	0	0	0	0	0	0	0	0	0	0	0	0	0
	KP	0	4	0	0	0	0	5	0	1	0	3	0	0	0	0	6	19
	Balochistan	0	0	0	0	0	0	0	0	0	0	0	0	0	0	0	0	0
	AJ&K	0	4	0	0	0	0	0	0	1	0	0	0	0	0	0	2	7
	GB	0	0	0	0	0	0	0	0	0	0	0	0	0	0	0	0	0
	FATA	0	0	0	0	0	0	0	0	0	0	0	0	0	0	0	1	1
<b>35. Privatization Division</b>	<b>TOTAL</b>	<b>18</b>	<b>5</b>	<b>0</b>	<b>7</b>	<b>0</b>	<b>0</b>	<b>1</b>	<b>0</b>	<b>13</b>	<b>0</b>	<b>3</b>	<b>0</b>	<b>0</b>	<b>4</b>	<b>5</b>	<b>9</b>	<b>65</b>
<b>Islamabad.</b>	Islamabad	2	0	0	1	0	0	0	0	1	0	0	0	0	2	0	1	7
	Punjab	10	4	0	4	0	0	1	0	8	0	3	0	0	0	3	4	37
	Sindh R	2	0	0	2	0	0	0	0	1	0	0	0	0	1	1	0	7
	Sindh U	0	0	0	0	0	0	0	0	0	0	0	0	0	0	0	0	0
	KP	4	1	0	0	0	0	0	0	2	0	0	0	0	0	1	4	12
	Balochistan	0	0	0	0	0	0	0	0	1	0	0	0	0	0	0	0	1
	AJ&K	0	0	0	0	0	0	0	0	0	0	0	0	0	0	0	0	0
	GB	0	0	0	0	0	0	0	0	0	0	0	0	0	0	0	0	0
	FATA	0	0	0	0	0	0	0	0	0	0	0	0	0	1	0	0	1







<b>36.</b>	<b>Railways Division</b>	<b>G. TOTAL</b>	<b>177</b>	<b>196</b>	<b>89</b>	<b>41</b>	<b>10</b>	<b>2</b>	<b>515</b>	<b>62076</b>
	<b>Main, Islamabad.</b>	<b>TOTAL</b>	<b>21</b>	<b>9</b>	<b>5</b>	<b>4</b>	<b>2</b>	<b>1</b>	<b>42</b>	<b>225</b>
		Islamabad	2	0	0	0	0	0	2	53
		Punjab	11	7	3	3	2	1	27	106
		Sindh R	1	0	0	0	0	0	1	13
		Sindh U	2	1	1	1	0	0	5	12
		KP	3	1	1	0	0	0	5	31
		Balochistan	0	0	0	0	0	0	0	4
		AJ&K	1	0	0	0	0	0	1	4
		GB	1	0	0	0	0	0	1	2
		FATA	0	0	0	0	0	0	0	0
	<b>Pakistan Railways HQ, Lahore.</b>	<b>TOTAL</b>	<b>156</b>	<b>187</b>	<b>84</b>	<b>37</b>	<b>8</b>	<b>1</b>	<b>473</b>	<b>61851</b>
		Islamabad	1	0	0	0	0	0	1	78
		Punjab	90	101	54	18	6	1	270	37999
		Sindh R	16	23	10	3	2	0	54	9414
		Sindh U	9	14	3	4	0	0	30	6385
		KP	17	21	12	6	0	0	56	3890
		Balochistan	10	11	2	3	0	0	26	3777
		AJ&K	3	3	1	0	0	0	7	181
		GB	4	5	0	1	0	0	10	14
		FATA	6	9	2	2	0	0	19	113
<b>37.</b>	<b>Religious Affairs and</b>	<b>G. TOTAL</b>	<b>39</b>	<b>25</b>	<b>17</b>	<b>6</b>	<b>1</b>	<b>1</b>	<b>89</b>	<b>573</b>
	<b>Inter-faith Harmony Division</b>	<b>TOTAL</b>	<b>13</b>	<b>16</b>	<b>9</b>	<b>6</b>	<b>1</b>	<b>1</b>	<b>46</b>	<b>286</b>
	<b>Main, Islamabad.</b>	Islamabad	0	1	0	1	0	0	2	42
		Punjab	11	8	5	2	0	1	27	151
		Sindh R	0	1	0	0	0	0	1	12
		Sindh U	0	1	0	0	0	0	1	6
		KP	1	4	2	2	1	0	10	50
		Balochistan	1	1	2	0	0	0	4	6
		AJ&K	0	0	0	0	0	0	0	15
		GB	0	0	0	0	0	0	0	2
		FATA	0	0	0	1	0	0	1	2
	<b>Directorate of Hajj,</b>	<b>TOTAL</b>	<b>26</b>	<b>9</b>	<b>8</b>	<b>0</b>	<b>0</b>	<b>0</b>	<b>43</b>	<b>287</b>
	<b>(Over all Pakistan).</b>	Islamabad	0	0	0	0	0	0	0	6
		Punjab	16	4	5	0	0	0	25	129
		Sindh R	5	1	0	0	0	0	6	32
		Sindh U	1	2	0	0	0	0	3	31
		KP	3	1	3	0	0	0	7	50
		Balochistan	1	0	0	0	0	0	1	29
		AJ&K	0	0	0	0	0	0	0	7
		GB	0	0	0	0	0	0	0	1
		FATA	0	1	0	0	0	0	1	2

<b>38. Revenue Division</b>	<b>G.TOTAL</b>	<b>897</b>	<b>2146</b>	<b>827</b>	<b>583</b>	<b>3504</b>	<b>65</b>	<b>389</b>	<b>2</b>	<b>1579</b>	<b>17</b>	<b>2040</b>	<b>489</b>	<b>5</b>	<b>1365</b>	<b>151</b>	<b>4827</b>	<b>18886</b>
<b>Main, Islamabad.</b>	<b>TOTAL</b>	<b>0</b>	<b>0</b>	<b>9</b>	<b>2</b>	<b>3</b>	<b>1</b>	<b>0</b>	<b>0</b>	<b>6</b>	<b>0</b>	<b>0</b>	<b>0</b>	<b>0</b>	<b>0</b>	<b>0</b>	<b>8</b>	<b>29</b>
	Islamabad	0	0	5	1	0	1	0	0	0	0	0	0	0	0	0	1	8
	Punjab	0	0	2	1	1	0	0	0	3	0	0	0	0	0	0	1	8
	Sindh R	0	0	0	0	0	0	0	0	1	0	0	0	0	0	0	1	2
	Sindh U	0	0	0	0	0	0	0	0	0	0	0	0	0	0	0	0	0
	KP	0	0	0	0	2	0	0	0	0	0	0	0	0	0	0	3	5
	Balochistan	0	0	0	0	0	0	0	0	1	0	0	0	0	0	0	2	3
	AJ&K	0	0	1	0	0	0	0	0	1	0	0	0	0	0	0	0	2
	GB	0	0	1	0	0	0	0	0	0	0	0	0	0	0	0	0	1
	FATA	0	0	0	0	0	0	0	0	0	0	0	0	0	0	0	0	0
<b>Federal Board of Revenue</b>	<b>TOTAL</b>	<b>897</b>	<b>2146</b>	<b>818</b>	<b>581</b>	<b>3501</b>	<b>64</b>	<b>389</b>	<b>2</b>	<b>1573</b>	<b>17</b>	<b>2040</b>	<b>489</b>	<b>5</b>	<b>1365</b>	<b>151</b>	<b>4819</b>	<b>18857</b>
<b>including (Customs, Central</b>	Islamabad	91	69	15	22	80	1	6	0	68	1	53	48	0	28	31	90	603
<b>Excise, Sales Tax &amp; Income</b>	Punjab	502	1058	532	330	1439	31	178	1	841	9	1029	204	1	759	62	2678	9654
<b>Tax Departments), HQ,</b>	Sindh R	72	91	54	44	246	1	47	0	111	0	175	33	0	80	12	442	1408
<b>Islamabad.</b>	Sindh U	109	546	136	87	759	20	37	1	295	7	511	134	4	332	13	785	3776
	KP	69	248	58	49	518	3	71	0	152	0	170	49	0	124	27	497	2035
	Balochistan	41	91	13	26	391	5	35	0	85	0	68	14	0	33	1	201	1004
	AJ&K	12	38	7	16	35	2	8	0	11	0	16	3	0	4	4	49	205
	GB	1	0	0	1	1	0	0	0	0	0	6	0	0	0	0	16	25
	FATA	0	5	3	6	32	1	7	0	10	0	12	4	0	5	1	61	147
<b>39. Science &amp; Technology</b>	<b>TOTAL</b>	<b>58</b>	<b>4</b>	<b>0</b>	<b>15</b>	<b>0</b>	<b>2</b>	<b>0</b>	<b>0</b>	<b>9</b>	<b>0</b>	<b>3</b>	<b>0</b>	<b>0</b>	<b>14</b>	<b>24</b>	<b>22</b>	<b>151</b>
<b>Division Islamabad.</b>	Islamabad	58	4	0	3	0	1	0	0	0	0	0	0	0	0	1	0	67
	Punjab	0	0	0	6	0	1	0	0	4	0	2	0	0	8	16	17	54
	Sindh R	0	0	0	2	0	0	0	0	2	0	1	0	0	1	1	2	9
	Sindh U	0	0	0	0	0	0	0	0	0	0	0	0	0	0	1	1	2
	KP	0	0	0	1	0	0	0	0	3	0	0	0	0	3	4	2	13
	Balochistan	0	0	0	1	0	0	0	0	0	0	0	0	0	1	0	0	2
	AJ&K	0	0	0	1	0	0	0	0	0	0	0	0	0	0	0	0	1
	GB	0	0	0	0	0	0	0	0	0	0	0	0	0	1	1	0	2
	FATA	0	0	0	1	0	0	0	0	0	0	0	0	0	0	0	0	1
<b>40. States and Frontier</b>	<b>G. TOTAL</b>	<b>39</b>	<b>97</b>	<b>6</b>	<b>15</b>	<b>306</b>	<b>2</b>	<b>91</b>	<b>0</b>	<b>102</b>	<b>0</b>	<b>38</b>	<b>0</b>	<b>0</b>	<b>53</b>	<b>6</b>	<b>77</b>	<b>832</b>
<b>Regions Division</b>	<b>TOTAL</b>	<b>22</b>	<b>6</b>	<b>0</b>	<b>13</b>	<b>0</b>	<b>0</b>	<b>0</b>	<b>0</b>	<b>12</b>	<b>0</b>	<b>9</b>	<b>0</b>	<b>0</b>	<b>11</b>	<b>2</b>	<b>25</b>	<b>100</b>
<b>Main, Islamabad.</b>	Islamabad	4	1	0	1	0	0	0	0	1	0	0	0	0	3	0	0	10
	Punjab	8	4	0	4	0	0	0	0	5	0	4	0	0	4	0	12	41
	Sindh R	2	0	0	2	0	0	0	0	2	0	1	0	0	2	0	2	11
	Sindh U	0	0	0	0	0	0	0	0	1	0	0	0	0	0	0	0	1
	KP	8	0	0	5	0	0	0	0	3	0	3	0	0	1	2	10	32
	Balochistan	0	0	0	1	0	0	0	0	0	0	0	0	0	1	0	0	2
	AJ&K	0	1	0	0	0	0	0	0	0	0	0	0	0	0	0	0	1
	GB	0	0	0	0	0	0	0	0	0	0	0	0	0	0	0	1	1
	FATA	0	0	0	0	0	0	0	0	0	0	1	0	0	0	0	0	1





	Chief Commissioner for	<b>TOTAL</b>	<b>35</b>	<b>9</b>	<b>4</b>	<b>4</b>	<b>1</b>	<b>0</b>	<b>53</b>	<b>785</b>
	Afghan Refugees,	Islamabad	0	0	0	0	0	0	0	3
	Islamabad, Lahore, Karachi,	Punjab	2	1	0	1	0	0	4	78
	Quetta, Peshawar.	Sindh R	0	0	1	0	0	0	1	9
		Sindh U	1	0	0	0	0	0	1	10
		KP	30	6	2	2	1	0	41	600
		Balochistan	0	0	1	0	0	0	1	28
		AJ&K	0	0	0	0	0	0	0	2
		GB	0	0	0	1	0	0	1	1
		FATA	2	2	0	0	0	0	4	54
<b>41.</b>	<b>Textile Division</b>	<b>G. TOTAL</b>	<b>13</b>	<b>10</b>	<b>5</b>	<b>1</b>	<b>1</b>	<b>1</b>	<b>31</b>	<b>192</b>
	<b>Main, Islamabad.</b>	<b>TOTAL</b>	<b>10</b>	<b>7</b>	<b>4</b>	<b>1</b>	<b>1</b>	<b>1</b>	<b>24</b>	<b>141</b>
		Islamabad	0	0	0	0	0	0	0	41
		Punjab	8	4	2	0	0	1	15	59
		Sindh R	1	0	0	0	0	0	1	5
		Sindh U	0	0	0	0	1	0	1	5
		KP	1	2	2	1	0	0	6	21
		Balochistan	0	0	0	0	0	0	0	2
		AJ&K	0	1	0	0	0	0	1	6
		GB	0	0	0	0	0	0	0	1
		FATA	0	0	0	0	0	0	0	1
	<b>Textile Commissioner's</b>	<b>TOTAL</b>	<b>3</b>	<b>3</b>	<b>1</b>	<b>0</b>	<b>0</b>	<b>0</b>	<b>7</b>	<b>51</b>
	<b>Organization, Karachi.</b>	Islamabad	0	0	0	0	0	0	0	0
		Punjab	0	1	0	0	0	0	1	18
		Sindh R	1	1	1	0	0	0	3	11
		Sindh U	1	0	0	0	0	0	1	15
		KP	1	1	0	0	0	0	2	6
		Balochistan	0	0	0	0	0	0	0	1
		AJ&K	0	0	0	0	0	0	0	0
		GB	0	0	0	0	0	0	0	0
		FATA	0	0	0	0	0	0	0	0
<b>42.</b>	<b>Water Resources Division</b>	<b>G. TOTAL</b>	<b>11</b>	<b>10</b>	<b>8</b>	<b>5</b>	<b>2</b>	<b>1</b>	<b>37</b>	<b>216</b>
	<b>Main, Islamabad.</b>	<b>TOTAL</b>	<b>1</b>	<b>3</b>	<b>3</b>	<b>1</b>	<b>0</b>	<b>1</b>	<b>9</b>	<b>37</b>
		Islamabad	0	0	0	0	0	0	0	16
		Punjab	1	2	3	1	0	1	8	14
		Sindh R	0	0	0	0	0	0	0	1
		Sindh U	0	0	0	0	0	0	0	0
		KP	0	1	0	0	0	0	1	3
		Balochistan	0	0	0	0	0	0	0	0
		AJ&K	0	0	0	0	0	0	0	2
		GB	0	0	0	0	0	0	0	0
		FATA	0	0	0	0	0	0	0	1









45.	Prime Minister's Office (Public)	G. TOTAL	23	25	29	12	4	2	95	460
	Main, Islamabad.	TOTAL	5	6	21	8	2	1	43	208
		Islamabad	0	0	1	0	0	0	1	1
		Punjab	2	4	14	3	1	0	24	148
		Sindh R	1	0	0	0	0	0	1	9
		Sindh U	0	1	0	0	0	0	1	6
		KP	2	1	3	3	1	1	11	28
		Balochistan	0	0	1	2	0	0	3	7
		AJ&K	0	0	0	0	0	0	0	5
		GB	0	0	0	0	0	0	0	0
		FATA	0	0	2	0	0	0	2	4
	Board of Investment, Islamabad.	TOTAL	14	16	6	3	2	1	42	212
		Islamabad	0	0	0	0	0	0	0	14
		Punjab	8	8	3	1	1	1	22	99
		Sindh R	1	2	0	0	0	0	3	17
		Sindh U	1	1	2	1	0	0	5	16
		KP	3	2	0	0	1	0	6	39
		Balochistan	0	1	1	0	0	0	2	10
		AJ&K	1	0	0	1	0	0	2	11
		GB	0	1	0	0	0	0	1	2
		FATA	0	1	0	0	0	0	1	4
	Prime Minister's Inspection	TOTAL	4	3	2	1	0	0	10	40
	Commission, Islamabad.	Islamabad	2	0	0	0	0	0	2	8
		Punjab	0	1	1	1	0	0	3	22
		Sindh R	1	1	0	0	0	0	2	3
		Sindh U	0	0	0	0	0	0	0	0
		KP	1	1	1	0	0	0	3	7
		Balochistan	0	0	0	0	0	0	0	0
		AJ&K	0	0	0	0	0	0	0	0
		GB	0	0	0	0	0	0	0	0
		FATA	0	0	0	0	0	0	0	0
46.	Prime Minister's Office (Internal),	TOTAL	1	4	1	0	0	0	6	318
	Islamabad.	Islamabad	0	0	1	0	0	0	1	36
		Punjab	1	3	0	0	0	0	4	198
		Sindh R	0	0	0	0	0	0	0	2
		Sindh U	0	0	0	0	0	0	0	2
		KP	0	1	0	0	0	0	1	47
		Balochistan	0	0	0	0	0	0	0	6
		AJ&K	0	0	0	0	0	0	0	21
		GB	0	0	0	0	0	0	0	5
		FATA	0	0	0	0	0	0	0	1

<b>47. Council of Islamic Ideology,</b>	<b>TOTAL</b>	<b>26</b>	<b>0</b>	<b>2</b>	<b>12</b>	<b>2</b>	<b>0</b>	<b>1</b>	<b>0</b>	<b>10</b>	<b>0</b>	<b>9</b>	<b>3</b>	<b>0</b>	<b>4</b>	<b>0</b>	<b>13</b>	<b>82</b>
<b>Islamabad.</b>	Islamabad	10	0	0	2	0	0	0	0	0	0	0	2	0	1	0	1	16
	Punjab	3	0	0	5	0	0	1	0	6	0	8	1	0	1	0	6	31
	Sindh R	0	0	0	1	0	0	0	0	0	0	0	0	0	0	0	1	2
	Sindh U	1	0	0	0	0	0	0	0	0	0	0	0	0	0	0	1	2
	KP	5	0	1	2	1	0	0	0	3	0	1	0	0	2	0	3	18
	Balochistan	1	0	0	0	0	0	0	0	0	0	0	0	0	0	0	0	1
	AJ&K	6	0	1	2	1	0	0	0	0	0	0	0	0	0	0	1	11
	GB	0	0	0	0	0	0	0	0	1	0	0	0	0	0	0	0	1
	FATA	0	0	0	0	0	0	0	0	0	0	0	0	0	0	0	0	0
<b>48. Senate Secretariat,</b>	<b>TOTAL</b>	<b>221</b>	<b>13</b>	<b>0</b>	<b>156</b>	<b>8</b>	<b>0</b>	<b>17</b>	<b>0</b>	<b>108</b>	<b>0</b>	<b>31</b>	<b>1</b>	<b>0</b>	<b>41</b>	<b>85</b>	<b>149</b>	<b>830</b>
<b>Islamabad.</b>	Islamabad	25	2	0	5	0	0	1	0	14	0	3	0	0	5	8	18	81
	Punjab	111	6	0	84	1	0	7	0	47	0	15	1	0	19	38	72	401
	Sindh R	4	0	0	5	1	0	0	0	6	0	4	0	0	3	9	19	51
	Sindh U	5	0	0	5	0	0	0	0	4	0	1	0	0	1	5	8	29
	KP	50	2	0	40	4	0	9	0	23	0	6	0	0	7	19	16	176
	Balochistan	6	0	0	8	0	0	0	0	6	0	0	0	0	3	4	9	36
	AJ&K	14	3	0	7	0	0	0	0	4	0	1	0	0	2	1	2	34
	GB	4	0	0	1	2	0	0	0	0	0	0	0	0	0	1	1	9
	FATA	2	0	0	1	0	0	0	0	4	0	1	0	0	1	0	4	13
<b>49. Election Commission of</b>	<b>G. TOTAL</b>	<b>14</b>	<b>234</b>	<b>405</b>	<b>20</b>	<b>47</b>	<b>146</b>	<b>27</b>	<b>8</b>	<b>246</b>	<b>0</b>	<b>256</b>	<b>0</b>	<b>159</b>	<b>77</b>	<b>110</b>	<b>172</b>	<b>1921</b>
<b>Pakistan</b>	<b>TOTAL</b>	<b>0</b>	<b>60</b>	<b>32</b>	<b>5</b>	<b>19</b>	<b>6</b>	<b>1</b>	<b>3</b>	<b>24</b>	<b>0</b>	<b>12</b>	<b>0</b>	<b>3</b>	<b>21</b>	<b>11</b>	<b>39</b>	<b>236</b>
<b>Main, Islamabad.</b>	Islamabad	0	32	7	1	1	0	0	1	7	0	7	0	0	0	3	7	66
	Punjab	0	12	13	1	9	3	0	0	6	0	4	0	0	11	3	17	79
	Sindh R	0	1	0	0	2	0	0	0	2	0	0	0	1	3	1	2	12
	Sindh U	0	0	0	0	1	0	0	0	2	0	0	0	0	2	1	2	8
	KP	0	13	9	1	3	3	0	2	4	0	1	0	2	2	3	9	52
	Balochistan	0	0	0	0	2	0	0	0	1	0	0	0	0	1	0	1	5
	AJ&K	0	2	2	2	0	0	1	0	1	0	0	0	0	1	0	1	10
	GB	0	0	1	0	0	0	0	0	0	0	0	0	0	0	0	0	1
	FATA	0	0	0	0	1	0	0	0	1	0	0	0	0	1	0	0	3
<b>Provincial Election</b>	<b>TOTAL</b>	<b>14</b>	<b>174</b>	<b>373</b>	<b>15</b>	<b>28</b>	<b>140</b>	<b>26</b>	<b>5</b>	<b>222</b>	<b>0</b>	<b>244</b>	<b>0</b>	<b>156</b>	<b>56</b>	<b>99</b>	<b>133</b>	<b>1685</b>
<b>Commissioners, Punjab,</b>	Islamabad	0	0	0	0	0	0	0	0	0	0	0	0	0	0	0	0	0
<b>Sindh, KP, Balochistan.</b>	Punjab	14	99	81	4	8	48	0	1	82	0	100	0	46	21	19	61	584
	Sindh R	0	0	76	0	0	20	0	0	19	0	20	0	19	9	13	3	179
	Sindh U	0	0	79	2	0	25	0	0	38	0	28	0	25	7	25	2	231
	KP	0	29	61	7	9	9	0	3	44	0	50	0	32	9	28	26	307
	Balochistan	0	45	63	2	10	34	1	1	37	0	43	0	30	10	12	35	323
	AJ&K	0	0	1	0	0	0	0	0	0	0	1	0	0	0	0	0	2
	GB	0	0	0	0	0	0	0	0	0	0	0	0	0	0	0	0	0
	FATA	0	1	12	0	1	4	25	0	2	0	2	0	4	0	2	6	59

<b>47.</b>	<b>Council of Islamic Ideology,</b>	<b>TOTAL</b>	<b>11</b>	<b>5</b>	<b>4</b>	<b>0</b>	<b>1</b>	<b>0</b>	<b>21</b>	<b>103</b>
	<b>Islamabad.</b>	Islamabad	0	1	0	0	0	0	1	17
		Punjab	6	3	2	0	1	0	12	43
		Sindh R	0	0	0	0	0	0	0	2
		Sindh U	0	0	0	0	0	0	0	2
		KP	3	1	2	0	0	0	6	24
		Balochistan	2	0	0	0	0	0	2	3
		AJ&K	0	0	0	0	0	0	0	11
		GB	0	0	0	0	0	0	0	1
		FATA	0	0	0	0	0	0	0	0
<b>48.</b>	<b>Senate Secretariat, Islamabad.</b>	<b>TOTAL</b>	<b>112</b>	<b>38</b>	<b>25</b>	<b>15</b>	<b>5</b>	<b>2</b>	<b>197</b>	<b>1027</b>
		Islamabad	10	5	2	0	0	0	17	98
		Punjab	58	19	10	9	3	2	101	502
		Sindh R	9	1	6	4	0	0	20	71
		Sindh U	9	2	0	2	2	0	15	44
		KP	14	6	4	0	0	0	24	200
		Balochistan	6	1	2	0	0	0	9	45
		AJ&K	2	2	0	0	0	0	4	38
		GB	0	0	0	0	0	0	0	9
		FATA	4	2	1	0	0	0	7	20
<b>49.</b>	<b>Election Commission of Pakistan</b>	<b>G. TOTAL</b>	<b>144</b>	<b>198</b>	<b>50</b>	<b>11</b>	<b>5</b>	<b>1</b>	<b>409</b>	<b>2330</b>
	<b>Main, Islamabad.</b>	<b>TOTAL</b>	<b>23</b>	<b>30</b>	<b>15</b>	<b>7</b>	<b>3</b>	<b>1</b>	<b>79</b>	<b>315</b>
		Islamabad	3	2	4	2	0	0	11	77
		Punjab	9	16	8	1	2	1	37	116
		Sindh R	2	1	0	0	0	0	3	15
		Sindh U	0	1	0	0	0	0	1	9
		KP	1	3	2	2	1	0	9	61
		Balochistan	3	5	0	1	0	0	9	14
		AJ&K	4	1	1	0	0	0	6	16
		GB	0	1	0	0	0	0	1	2
		FATA	1	0	0	1	0	0	2	5
	<b>Provincial Election Commissioners,</b>	<b>TOTAL</b>	<b>121</b>	<b>168</b>	<b>35</b>	<b>4</b>	<b>2</b>	<b>0</b>	<b>330</b>	<b>2015</b>
	<b>Punjab, Sindh, KP, Balochistan.</b>	Islamabad	1	1	1	0	0	0	3	3
		Punjab	34	49	11	0	1	0	95	679
		Sindh R	8	23	5	0	0	0	36	215
		Sindh U	17	18	3	0	0	0	38	269
		KP	31	40	8	4	1	0	84	391
		Balochistan	30	37	3	0	0	0	70	393
		AJ&K	0	0	0	0	0	0	0	2
		GB	0	0	0	0	0	0	0	0
		FATA	0	0	4	0	0	0	4	63

<b>50. Wafaqi Mohtasib</b>	<b>TOTAL</b>	<b>146</b>	<b>19</b>	<b>0</b>	<b>53</b>	<b>0</b>	<b>0</b>	<b>2</b>	<b>0</b>	<b>32</b>	<b>0</b>	<b>52</b>	<b>4</b>	<b>0</b>	<b>35</b>	<b>51</b>	<b>40</b>	<b>434</b>
(Ombudsman)'s Secretariat,	Islamabad	25	1	0	5	0	0	0	0	1	0	3	0	0	1	4	5	45
<b>Islamabad.</b>	Punjab	64	6	0	23	0	0	2	0	17	0	24	2	0	20	22	17	197
	Sindh R	11	0	0	5	0	0	0	0	1	0	5	1	0	4	5	2	34
	Sindh U	14	1	0	9	0	0	0	0	6	0	4	0	0	3	4	3	44
	KP	20	7	0	9	0	0	0	0	4	0	12	1	0	4	8	12	77
	Balochistan	7	0	0	2	0	0	0	0	2	0	3	0	0	2	4	0	20
	AJ&K	4	4	0	0	0	0	0	0	1	0	1	0	0	1	3	0	14
	GB	1	0	0	0	0	0	0	0	0	0	0	0	0	0	1	1	3
	FATA	0	0	0	0	0	0	0	0	0	0	0	0	0	0	0	0	0
<b>51. Supreme Court of</b>	<b>TOTAL</b>	<b>0</b>	<b>9</b>	<b>150</b>	<b>60</b>	<b>3</b>	<b>48</b>	<b>27</b>	<b>14</b>	<b>73</b>	<b>7</b>	<b>12</b>	<b>11</b>	<b>3</b>	<b>48</b>	<b>18</b>	<b>52</b>	<b>535</b>
<b>Pakistan, Islamabad.</b>	Islamabad	0	0	11	2	0	7	2	1	8	1	0	0	0	4	0	0	36
	Punjab	0	7	74	31	1	24	10	6	49	1	9	9	1	29	12	36	299
	Sindh R	0	1	10	2	0	2	3	0	1	1	1	0	0	3	1	6	31
	Sindh U	0	0	6	7	0	2	6	4	5	1	1	1	2	3	3	5	46
	KP	0	1	30	11	2	9	6	2	8	2	1	0	0	9	2	3	86
	Balochistan	0	0	2	1	0	3	0	0	1	0	0	1	0	0	0	1	9
	AJ&K	0	0	13	5	0	0	0	1	1	1	0	0	0	0	0	0	21
	GB	0	0	3	1	0	0	0	0	0	0	0	0	0	0	0	1	5
	FATA	0	0	1	0	0	1	0	0	0	0	0	0	0	0	0	0	2
<b>52. Federal Tax Ombudsman</b>	<b>TOTAL</b>	<b>48</b>	<b>30</b>	<b>6</b>	<b>0</b>	<b>14</b>	<b>9</b>	<b>0</b>	<b>0</b>	<b>16</b>	<b>0</b>	<b>15</b>	<b>0</b>	<b>0</b>	<b>6</b>	<b>1</b>	<b>28</b>	<b>173</b>
<b>Secretariat, Islamabad.</b>	Islamabad	12	2	0	0	1	0	0	0	4	0	1	0	0	0	0	1	21
	Punjab	7	21	3	0	8	6	0	0	4	0	5	0	0	4	1	13	72
	Sindh R	2	0	0	0	1	0	0	0	2	0	2	0	0	1	0	1	9
	Sindh U	4	3	3	0	0	1	0	0	0	0	3	0	0	1	0	4	19
	KP	8	2	0	0	1	1	0	0	2	0	2	0	0	0	0	4	20
	Balochistan	5	0	0	0	1	0	0	0	2	0	0	0	0	0	0	1	9
	AJ&K	2	0	0	0	0	0	0	0	0	0	0	0	0	0	0	0	2
	GB	0	0	0	0	0	0	0	0	0	0	0	0	0	0	0	0	0
	FATA	8	2	0	0	2	1	0	0	2	0	2	0	0	0	0	4	21
<b>53. National Accountability</b>	<b>TOTAL</b>	<b>380</b>	<b>64</b>	<b>4</b>	<b>203</b>	<b>0</b>	<b>0</b>	<b>1</b>	<b>0</b>	<b>89</b>	<b>0</b>	<b>85</b>	<b>45</b>	<b>0</b>	<b>139</b>	<b>127</b>	<b>255</b>	<b>1392</b>
<b>Bureau, Islamabad.</b>	Islamabad	42	1	0	5	0	0	0	0	2	0	4	3	0	7	3	4	71
	Punjab	172	14	0	83	0	0	0	0	46	0	39	20	0	59	54	129	616
	Sindh R	12	1	0	28	0	0	0	0	10	0	7	8	0	20	20	29	135
	Sindh U	42	3	0	24	0	0	0	0	7	0	10	6	0	16	9	14	131
	KP	42	39	4	32	0	0	0	0	18	0	15	4	0	19	20	49	242
	Balochistan	57	1	0	25	0	0	1	0	2	0	7	3	0	15	14	22	147
	AJ&K	6	2	0	3	0	0	0	0	2	0	0	1	0	1	2	2	19
	GB	6	0	0	1	0	0	0	0	2	0	3	0	0	1	1	1	15
	FATA	1	3	0	2	0	0	0	0	0	0	0	0	0	1	4	5	16
	<b>G. TOTAL</b>	<b>65865</b>	<b>47249</b>	<b>8727</b>	<b>23662</b>	<b>118840</b>	<b>67082</b>	<b>55762</b>	<b>8983</b>	<b>44030</b>	<b>3534</b>	<b>26822</b>	<b>4395</b>	<b>2910</b>	<b>20588</b>	<b>6002</b>	<b>34150</b>	<b>538601</b>

50.	Wafaqi Mohtasib (Ombudsman)'s	TOTAL	79	13	3	5	1	1	102	536
	Secretariat, Islamabad.	Islamabad	5	0	0	0	0	0	5	50
		Punjab	47	3	1	3	0	0	54	251
		Sindh R	7	3	1	0	0	0	11	45
		Sindh U	7	0	1	0	0	0	8	52
		KP	8	4	0	0	1	0	13	90
		Balochistan	3	2	0	0	0	0	5	25
		AJ&K	0	1	0	2	0	0	3	17
		GB	0	0	0	0	0	0	0	3
		FATA	2	0	0	0	0	1	3	3
51.	Supreme Court of Pakistan,	TOTAL	25	14	71	7	3	2	122	657
	Islamabad.	Islamabad	0	1	3	0	0	0	4	40
		Punjab	13	10	50	6	3	1	83	382
		Sindh R	4	0	4	1	0	0	9	40
		Sindh U	3	0	1	0	0	0	4	50
		KP	4	3	12	0	0	1	20	106
		Balochistan	1	0	1	0	0	0	2	11
		AJ&K	0	0	0	0	0	0	0	21
		GB	0	0	0	0	0	0	0	5
		FATA	0	0	0	0	0	0	0	2
52.	Federal Tax Ombudsman	TOTAL	11	6	1	0	0	2	20	193
	Secretariat, Islamabad.	Islamabad	1	0	0	0	0	0	1	22
		Punjab	8	2	1	0	0	1	12	84
		Sindh R	0	0	0	0	0	0	0	9
		Sindh U	2	0	0	0	0	0	2	21
		KP	0	2	0	0	0	0	2	22
		Balochistan	0	0	0	0	0	0	0	9
		AJ&K	0	0	0	0	0	1	1	3
		GB	0	0	0	0	0	0	0	0
		FATA	0	2	0	0	0	0	2	23
53.	National Accountability	TOTAL	194	205	78	13	3	0	493	1885
	Bureau, Islamabad.	Islamabad	6	7	1	0	0	0	14	85
		Punjab	93	110	47	7	2	0	259	875
		Sindh R	20	22	4	1	0	0	47	182
		Sindh U	22	19	5	1	0	0	47	178
		KP	30	24	16	0	1	0	71	313
		Balochistan	12	6	2	2	0	0	22	169
		AJ&K	4	5	1	1	0	0	11	30
		GB	4	1	0	0	0	0	5	20
		FATA	3	11	2	1	0	0	17	33
		G. TOTAL	14658	7379	2876	1090	389	89	26481	565082









<b>Department of</b>	<b>TOTAL</b>	<b>2</b>	<b>0</b>	<b>0</b>	<b>0</b>	<b>0</b>	<b>0</b>	<b>2</b>	<b>12</b>
<b>Communications</b>	Islamabad	0	0	0	0	0	0	0	3
<b>Security, Islamabad.</b>	Punjab	2	0	0	0	0	0	2	7
	Sindh R	0	0	0	0	0	0	0	1
	Sindh U	0	0	0	0	0	0	0	0
	KP	0	0	0	0	0	0	0	0
	Balochistan	0	0	0	0	0	0	0	1
	AJ&K	0	0	0	0	0	0	0	0
	GB	0	0	0	0	0	0	0	0
	FATA	0	0	0	0	0	0	0	0
<b>Department of Stationery and</b>	<b>TOTAL</b>	<b>0</b>	<b>1</b>	<b>0</b>	<b>0</b>	<b>0</b>	<b>0</b>	<b>1</b>	<b>9</b>
<b>Forms, Karachi.</b>	Islamabad	0	0	0	0	0	0	0	0
	Punjab	0	0	0	0	0	0	0	0
	Sindh R	0	1	0	0	0	0	1	9
	Sindh U	0	0	0	0	0	0	0	0
	KP	0	0	0	0	0	0	0	0
	Balochistan	0	0	0	0	0	0	0	0
	AJ&K	0	0	0	0	0	0	0	0
	GB	0	0	0	0	0	0	0	0
	FATA	0	0	0	0	0	0	0	0
<b>Institutional Reforms Cell,</b>	<b>TOTAL</b>	<b>0</b>	<b>0</b>	<b>0</b>	<b>0</b>	<b>0</b>	<b>0</b>	<b>0</b>	<b>1</b>
<b>Islamabad.</b>	Islamabad	0	0	0	0	0	0	0	0
	Punjab	0	0	0	0	0	0	0	1
	Sindh R	0	0	0	0	0	0	0	0
	Sindh U	0	0	0	0	0	0	0	0
	KP	0	0	0	0	0	0	0	0
	Balochistan	0	0	0	0	0	0	0	0
	AJ&K	0	0	0	0	0	0	0	0
	GB	0	0	0	0	0	0	0	0
	FATA	0	0	0	0	0	0	0	0
<b>National Archives of</b>	<b>TOTAL</b>	<b>1</b>	<b>0</b>	<b>0</b>	<b>0</b>	<b>0</b>	<b>0</b>	<b>1</b>	<b>5</b>
<b>Pakistan, Islamabad.</b>	Islamabad	0	0	0	0	0	0	0	0
	Punjab	1	0	0	0	0	0	1	3
	Sindh R	0	0	0	0	0	0	0	0
	Sindh U	0	0	0	0	0	0	0	0
	KP	0	0	0	0	0	0	0	1
	Balochistan	0	0	0	0	0	0	0	0
	AJ&K	0	0	0	0	0	0	0	1
	GB	0	0	0	0	0	0	0	0
	FATA	0	0	0	0	0	0	0	0











	<b>National Highways &amp;</b>	<b>TOTAL</b>	<b>5</b>	<b>1</b>	<b>0</b>	<b>0</b>	<b>0</b>	<b>0</b>	<b>6</b>	<b>307</b>
	<b>Motorways Police,</b>	Islamabad	0	0	0	0	0	0	0	3
	<b>Islamabad.</b>	Punjab	3	0	0	0	0	0	3	218
		Sindh R	0	0	0	0	0	0	0	23
		Sindh U	0	0	0	0	0	0	0	9
		KP	2	1	0	0	0	0	3	37
		Balochistan	0	0	0	0	0	0	0	13
		AJ&K	0	0	0	0	0	0	0	2
		GB	0	0	0	0	0	0	0	1
		FATA	0	0	0	0	0	0	0	1
	<b>National Transport Research</b>	<b>TOTAL</b>	<b>0</b>	<b>0</b>	<b>2</b>	<b>0</b>	<b>0</b>	<b>0</b>	<b>2</b>	<b>4</b>
	<b>Centre, Islamabad.</b>	Islamabad	0	0	1	0	0	0	1	1
		Punjab	0	0	1	0	0	0	1	3
		Sindh R	0	0	0	0	0	0	0	0
		Sindh U	0	0	0	0	0	0	0	0
		KP	0	0	0	0	0	0	0	0
		Balochistan	0	0	0	0	0	0	0	0
		AJ&K	0	0	0	0	0	0	0	0
		GB	0	0	0	0	0	0	0	0
		FATA	0	0	0	0	0	0	0	0
<b>6.</b>	<b>Defence Division</b>	<b>G. TOTAL</b>	<b>1133</b>	<b>229</b>	<b>87</b>	<b>12</b>	<b>0</b>	<b>0</b>	<b>1461</b>	<b>10520</b>
	<b>Main, Rawalpindi.</b>	<b>TOTAL</b>	<b>0</b>	<b>1</b>	<b>0</b>	<b>2</b>	<b>0</b>	<b>0</b>	<b>3</b>	<b>21</b>
		Islamabad	0	0	0	0	0	0	0	0
		Punjab	0	0	0	1	0	0	1	16
		Sindh R	0	0	0	0	0	0	0	1
		Sindh U	0	0	0	1	0	0	1	1
		KP	0	1	0	0	0	0	1	2
		Balochistan	0	0	0	0	0	0	0	0
		AJ&K	0	0	0	0	0	0	0	0
		GB	0	0	0	0	0	0	0	1
		FATA	0	0	0	0	0	0	0	0
	<b>Director General ISI,</b>	<b>TOTAL</b>	<b>19</b>	<b>13</b>	<b>1</b>	<b>0</b>	<b>0</b>	<b>0</b>	<b>33</b>	<b>74</b>
	<b>Islamabad.</b>	Islamabad	0	0	0	0	0	0	0	7
		Punjab	11	11	1	0	0	0	23	49
		Sindh R	1	0	0	0	0	0	1	3
		Sindh U	2	1	0	0	0	0	3	3
		KP	2	1	0	0	0	0	3	8
		Balochistan	2	0	0	0	0	0	2	2
		AJ&K	1	0	0	0	0	0	1	2
		GB	0	0	0	0	0	0	0	0
		FATA	0	0	0	0	0	0	0	0





<b>Federal Government</b>	<b>TOTAL</b>	<b>993</b>	<b>192</b>	<b>84</b>	<b>7</b>	<b>0</b>	<b>0</b>	<b>1276</b>	<b>3975</b>
<b>Educational Institutions</b>	Islamabad	0	0	0	0	0	0	0	0
<b>(Cantt./Garrison)</b>	Punjab	561	98	57	5	0	0	721	2264
<b>Directorate, Rawalpindi.</b>	Sindh R	104	21	3	0	0	0	128	420
	Sindh U	77	20	5	0	0	0	102	312
	KP	127	33	13	0	0	0	173	495
	Balochistan	63	7	3	1	0	0	74	255
	AJ&K	22	6	3	0	0	0	31	82
	GB	19	5	0	1	0	0	25	76
	FATA	20	2	0	0	0	0	22	71
<b>General Headquarters,</b>	<b>TOTAL</b>	<b>3</b>	<b>4</b>	<b>2</b>	<b>0</b>	<b>0</b>	<b>0</b>	<b>9</b>	<b>3671</b>
<b>COAS, Sectt. SD, Dte,</b>	Islamabad	0	0	0	0	0	0	0	266
<b>Rawalpindi.</b>	Punjab	2	2	0	0	0	0	4	2710
	Sindh R	0	0	2	0	0	0	2	123
	Sindh U	0	1	0	0	0	0	1	92
	KP	1	0	0	0	0	0	1	99
	Balochistan	0	0	0	0	0	0	0	120
	AJ&K	0	0	0	0	0	0	0	35
	GB	0	1	0	0	0	0	1	96
	FATA	0	0	0	0	0	0	0	130
<b>Joint Staff Headquarter,</b>	<b>TOTAL</b>	<b>0</b>	<b>0</b>	<b>0</b>	<b>0</b>	<b>0</b>	<b>0</b>	<b>0</b>	<b>1</b>
<b>Chaklala, Rawalpindi.</b>	Islamabad	0	0	0	0	0	0	0	1
	Punjab	0	0	0	0	0	0	0	0
	Sindh R	0	0	0	0	0	0	0	0
	Sindh U	0	0	0	0	0	0	0	0
	KP	0	0	0	0	0	0	0	0
	Balochistan	0	0	0	0	0	0	0	0
	AJ&K	0	0	0	0	0	0	0	0
	GB	0	0	0	0	0	0	0	0
	FATA	0	0	0	0	0	0	0	0
<b>Military Lands &amp; Cantonments</b>	<b>TOTAL</b>	<b>6</b>	<b>9</b>	<b>0</b>	<b>3</b>	<b>0</b>	<b>0</b>	<b>18</b>	<b>27</b>
<b>Department, Rawalpindi.</b>	Islamabad	1	0	0	0	0	0	1	1
	Punjab	2	5	0	1	0	0	8	13
	Sindh R	1	1	0	0	0	0	2	2
	Sindh U	0	0	0	1	0	0	1	1
	KP	2	3	0	0	0	0	5	5
	Balochistan	0	0	0	1	0	0	1	1
	AJ&K	0	0	0	0	0	0	0	4
	GB	0	0	0	0	0	0	0	0
	FATA	0	0	0	0	0	0	0	0











<b>Defence Export Promotion</b>	<b>TOTAL</b>	<b>0</b>	<b>0</b>	<b>0</b>	<b>0</b>	<b>0</b>	<b>0</b>	<b>0</b>	<b>0</b>
<b>Organization, Islamabad.</b>	Islamabad	0	0	0	0	0	0	0	0
	Punjab	0	0	0	0	0	0	0	0
	Sindh R	0	0	0	0	0	0	0	0
	Sindh U	0	0	0	0	0	0	0	0
	KP	0	0	0	0	0	0	0	0
	Balochistan	0	0	0	0	0	0	0	0
	AJ&K	0	0	0	0	0	0	0	0
	GB	0	0	0	0	0	0	0	0
	FATA	0	0	0	0	0	0	0	0
<b>Directorate General Defence</b>	<b>TOTAL</b>	<b>0</b>	<b>0</b>	<b>0</b>	<b>0</b>	<b>0</b>	<b>0</b>	<b>0</b>	<b>1</b>
<b>Purchase, Rawalpindi.</b>	Islamabad	0	0	0	0	0	0	0	0
	Punjab	0	0	0	0	0	0	0	0
	Sindh R	0	0	0	0	0	0	0	1
	Sindh U	0	0	0	0	0	0	0	0
	KP	0	0	0	0	0	0	0	0
	Balochistan	0	0	0	0	0	0	0	0
	AJ&K	0	0	0	0	0	0	0	0
	GB	0	0	0	0	0	0	0	0
	FATA	0	0	0	0	0	0	0	0
<b>Institute of Optronics,</b>	<b>TOTAL</b>	<b>3</b>	<b>0</b>	<b>0</b>	<b>0</b>	<b>0</b>	<b>0</b>	<b>3</b>	<b>19</b>
<b>Rawalpindi.</b>	Islamabad	0	0	0	0	0	0	0	0
	Punjab	2	0	0	0	0	0	2	14
	Sindh R	1	0	0	0	0	0	1	3
	Sindh U	0	0	0	0	0	0	0	0
	KP	0	0	0	0	0	0	0	2
	Balochistan	0	0	0	0	0	0	0	0
	AJ&K	0	0	0	0	0	0	0	0
	GB	0	0	0	0	0	0	0	0
	FATA	0	0	0	0	0	0	0	0
<b>Military Vehicles Research and</b>	<b>TOTAL</b>	<b>0</b>	<b>0</b>	<b>0</b>	<b>0</b>	<b>0</b>	<b>0</b>	<b>0</b>	<b>7</b>
<b>Development, Rawalpindi.</b>	Islamabad	0	0	0	0	0	0	0	0
	Punjab	0	0	0	0	0	0	0	6
	Sindh R	0	0	0	0	0	0	0	0
	Sindh U	0	0	0	0	0	0	0	0
	KP	0	0	0	0	0	0	0	0
	Balochistan	0	0	0	0	0	0	0	0
	AJ&K	0	0	0	0	0	0	0	1
	GB	0	0	0	0	0	0	0	0
	FATA	0	0	0	0	0	0	0	0











<b>Directorate General of Basic</b>	<b>TOTAL</b>	<b>1</b>	<b>0</b>	<b>0</b>	<b>0</b>	<b>0</b>	<b>0</b>	<b>0</b>	<b>0</b>	<b>0</b>	<b>1</b>	<b>0</b>	<b>2</b>	<b>1</b>	<b>0</b>	<b>0</b>	<b>0</b>	<b>4</b>	<b>9</b>
<b>Education Community Schools,</b>	Islamabad	0	0	0	0	0	0	0	0	0	0	0	0	0	0	0	0	1	1
<b>Islamabad.</b>	Punjab	0	0	0	0	0	0	0	0	1	0	0	0	0	0	0	0	3	4
	Sindh R	0	0	0	0	0	0	0	0	0	0	0	0	0	0	0	0	0	0
	Sindh U	1	0	0	0	0	0	0	0	0	0	0	0	0	0	0	0	0	1
	KP	0	0	0	0	0	0	0	0	0	0	0	0	0	0	0	0	0	0
	Balochistan	0	0	0	0	0	0	0	0	0	0	0	0	0	0	0	0	0	0
	AJ&K	0	0	0	0	0	0	0	0	0	1	0	0	0	0	0	0	0	1
	GB	0	0	0	0	0	0	0	0	0	1	1	0	0	0	0	0	0	2
	FATA	0	0	0	0	0	0	0	0	0	0	0	0	0	0	0	0	0	0
<b>Directorate General of</b>	<b>TOTAL</b>	<b>9</b>	<b>15</b>	<b>0</b>	<b>0</b>	<b>0</b>	<b>0</b>	<b>0</b>	<b>0</b>	<b>1</b>	<b>0</b>	<b>11</b>	<b>0</b>	<b>0</b>	<b>38</b>	<b>2</b>	<b>7</b>	<b>83</b>	
<b>Special Education,</b>	Islamabad	5	5	0	0	0	0	0	0	0	3	0	0	2	1	1	1	17	
<b>Islamabad.</b>	Punjab	3	7	0	0	0	0	0	0	0	6	0	0	21	1	3	41		
	Sindh R	0	0	0	0	0	0	0	0	0	0	0	0	6	0	0	6		
	Sindh U	0	0	0	0	0	0	0	0	0	1	0	0	4	0	1	6		
	KP	1	2	0	0	0	0	0	0	0	1	0	0	2	0	2	8		
	Balochistan	0	0	0	0	0	0	0	0	0	0	0	0	2	0	0	2		
	AJ&K	0	0	0	0	0	0	0	1	0	0	0	0	1	0	0	2		
	GB	0	1	0	0	0	0	0	0	0	0	0	0	0	0	0	1		
	FATA	0	0	0	0	0	0	0	0	0	0	0	0	0	0	0	0		
<b>Federal College of</b>	<b>TOTAL</b>	<b>3</b>	<b>0</b>	<b>0</b>	<b>0</b>	<b>0</b>	<b>0</b>	<b>2</b>	<b>0</b>	<b>0</b>	<b>0</b>	<b>0</b>	<b>0</b>	<b>0</b>	<b>0</b>	<b>0</b>	<b>0</b>	<b>5</b>	
<b>Education, Islamabad.</b>	Islamabad	0	0	0	0	0	0	2	0	0	0	0	0	0	0	0	0	2	
	Punjab	3	0	0	0	0	0	0	0	0	0	0	0	0	0	0	0	3	
	Sindh R	0	0	0	0	0	0	0	0	0	0	0	0	0	0	0	0		
	Sindh U	0	0	0	0	0	0	0	0	0	0	0	0	0	0	0	0		
	KP	0	0	0	0	0	0	0	0	0	0	0	0	0	0	0	0		
	Balochistan	0	0	0	0	0	0	0	0	0	0	0	0	0	0	0	0		
	AJ&K	0	0	0	0	0	0	0	0	0	0	0	0	0	0	0	0		
	GB	0	0	0	0	0	0	0	0	0	0	0	0	0	0	0	0		
	FATA	0	0	0	0	0	0	0	0	0	0	0	0	0	0	0	0		
<b>Federal Directorate of</b>	<b>TOTAL</b>	<b>203</b>	<b>190</b>	<b>65</b>	<b>11</b>	<b>5</b>	<b>1</b>	<b>73</b>	<b>0</b>	<b>153</b>	<b>1</b>	<b>41</b>	<b>53</b>	<b>0</b>	<b>875</b>	<b>3</b>	<b>1959</b>	<b>3633</b>	
<b>Education, Islamabad.</b>	Islamabad	132	121	36	1	1	1	12	0	61	0	12	18	0	182	0	371	948	
	Punjab	44	53	25	10	4	0	38	0	57	1	24	23	0	394	2	930	1605	
	Sindh R	0	1	0	0	0	0	3	0	6	0	1	2	0	65	0	126	204	
	Sindh U	7	0	0	0	0	0	0	0	9	0	1	0	0	41	0	111	169	
	KP	16	6	1	0	0	0	14	0	11	0	2	8	0	120	0	303	481	
	Balochistan	2	0	0	0	0	0	3	0	2	0	0	0	0	30	0	40	77	
	AJ&K	1	9	2	0	0	0	3	0	7	0	1	1	0	25	0	53	102	
	GB	1	0	1	0	0	0	0	0	0	0	0	0	0	8	1	11	22	
	FATA	0	0	0	0	0	0	0	0	0	0	1	0	10	0	14	25		

<b>Directorate General of Basic</b>	<b>TOTAL</b>	<b>15</b>	<b>7</b>	<b>1</b>	<b>0</b>	<b>0</b>	<b>0</b>	<b>23</b>	<b>32</b>
<b>Education Community Schools,</b>	Islamabad	0	0	0	0	0	0	0	1
<b>Islamabad.</b>	Punjab	11	5	0	0	0	0	16	20
	Sindh R	0	0	0	0	0	0	0	0
	Sindh U	0	1	0	0	0	0	1	2
	KP	2	0	1	0	0	0	3	3
	Balochistan	1	0	0	0	0	0	1	1
	AJ&K	0	0	0	0	0	0	0	1
	GB	1	1	0	0	0	0	2	4
	FATA	0	0	0	0	0	0	0	0
<b>Directorate General of</b>	<b>TOTAL</b>	<b>60</b>	<b>1</b>	<b>2</b>	<b>1</b>	<b>0</b>	<b>0</b>	<b>64</b>	<b>147</b>
<b>Special Education,</b>	Islamabad	8	0	0	0	0	0	8	25
<b>Islamabad.</b>	Punjab	39	1	1	1	0	0	42	83
	Sindh R	1	0	0	0	0	0	1	7
	Sindh U	1	0	1	0	0	0	2	8
	KP	7	0	0	0	0	0	7	15
	Balochistan	2	0	0	0	0	0	2	4
	AJ&K	0	0	0	0	0	0	0	2
	GB	2	0	0	0	0	0	2	3
	FATA	0	0	0	0	0	0	0	0
<b>Federal College of</b>	<b>TOTAL</b>	<b>6</b>	<b>9</b>	<b>1</b>	<b>0</b>	<b>0</b>	<b>0</b>	<b>16</b>	<b>21</b>
<b>Education, Islamabad.</b>	Islamabad	0	0	0	0	0	0	0	2
	Punjab	4	7	1	0	0	0	12	15
	Sindh R	1	0	0	0	0	0	1	1
	Sindh U	1	1	0	0	0	0	2	2
	KP	0	0	0	0	0	0	0	0
	Balochistan	0	1	0	0	0	0	1	1
	AJ&K	0	0	0	0	0	0	0	0
	GB	0	0	0	0	0	0	0	0
	FATA	0	0	0	0	0	0	0	0
<b>Federal Directorate of</b>	<b>TOTAL</b>	<b>1513</b>	<b>461</b>	<b>197</b>	<b>11</b>	<b>0</b>	<b>0</b>	<b>2182</b>	<b>5815</b>
<b>Education, Islamabad.</b>	Islamabad	247	34	14	0	0	0	295	1243
	Punjab	823	254	105	7	0	0	1189	2794
	Sindh R	105	40	18	1	0	0	164	368
	Sindh U	84	30	17	0	0	0	131	300
	KP	163	58	25	2	0	0	248	729
	Balochistan	36	20	7	0	0	0	63	140
	AJ&K	25	14	3	0	0	0	42	144
	GB	12	5	2	0	0	0	19	41
	FATA	18	6	6	1	0	0	31	56









	<b>Pakistan Manpower</b>	<b>TOTAL</b>	<b>2</b>	<b>1</b>	<b>0</b>	<b>0</b>	<b>0</b>	<b>0</b>	<b>3</b>	<b>5</b>
	<b>Institute, Islamabad.</b>	Islamabad	0	1	0	0	0	0	1	1
		Punjab	0	0	0	0	0	0	0	2
		Sindh R	0	0	0	0	0	0	0	0
		Sindh U	0	0	0	0	0	0	0	0
		KP	2	0	0	0	0	0	2	2
		Balochistan	0	0	0	0	0	0	0	0
		AJ&K	0	0	0	0	0	0	0	0
		GB	0	0	0	0	0	0	0	0
		FATA	0	0	0	0	0	0	0	0
	<b>Pakistan National</b>	<b>TOTAL</b>	<b>1</b>	<b>1</b>	<b>0</b>	<b>0</b>	<b>0</b>	<b>0</b>	<b>2</b>	<b>2</b>
	<b>Commission for UNESCO,</b>	Islamabad	0	0	0	0	0	0	0	0
	<b>Islamabad.</b>	Punjab	1	1	0	0	0	0	2	2
		Sindh R	0	0	0	0	0	0	0	0
		Sindh U	0	0	0	0	0	0	0	0
		KP	0	0	0	0	0	0	0	0
		Balochistan	0	0	0	0	0	0	0	0
		AJ&K	0	0	0	0	0	0	0	0
		GB	0	0	0	0	0	0	0	0
		FATA	0	0	0	0	0	0	0	0
<b>11.</b>	<b>Finance Division</b>	<b>G. TOTAL</b>	<b>199</b>	<b>92</b>	<b>29</b>	<b>19</b>	<b>1</b>	<b>1</b>	<b>341</b>	<b>1176</b>
	<b>Main, Islamabad.</b>	<b>TOTAL</b>	<b>13</b>	<b>15</b>	<b>5</b>	<b>0</b>	<b>1</b>	<b>0</b>	<b>34</b>	<b>72</b>
		Islamabad	3	1	1	0	0	0	5	13
		Punjab	8	8	2	0	1	0	19	48
		Sindh R	1	0	1	0	0	0	2	2
		Sindh U	0	2	0	0	0	0	2	3
		KP	0	2	0	0	0	0	2	2
		Balochistan	1	0	0	0	0	0	1	1
		AJ&K	0	1	1	0	0	0	2	2
		GB	0	0	0	0	0	0	0	0
		FATA	0	1	0	0	0	0	1	1
	<b>Finance (Military),</b>	<b>TOTAL</b>	<b>4</b>	<b>3</b>	<b>0</b>	<b>0</b>	<b>0</b>	<b>0</b>	<b>7</b>	<b>15</b>
	<b>Rawalpindi.</b>	Islamabad	0	0	0	0	0	0	0	0
		Punjab	4	1	0	0	0	0	5	13
		Sindh R	0	0	0	0	0	0	0	0
		Sindh U	0	0	0	0	0	0	0	0
		KP	0	1	0	0	0	0	1	1
		Balochistan	0	0	0	0	0	0	0	0
		AJ&K	0	0	0	0	0	0	0	0
		GB	0	0	0	0	0	0	0	0
		FATA	0	1	0	0	0	0	1	1



<b>Central Directorate of</b>	<b>TOTAL</b>	<b>49</b>	<b>10</b>	<b>3</b>	<b>2</b>	<b>0</b>	<b>0</b>	<b>64</b>	<b>274</b>
<b>National Savings,</b>	Islamabad	2	0	0	0	0	0	2	15
<b>Islamabad.</b>	Punjab	29	7	3	1	0	0	40	174
	Sindh R	3	0	0	0	0	0	3	11
	Sindh U	5	2	0	1	0	0	8	33
	KP	4	0	0	0	0	0	4	21
	Balochistan	4	1	0	0	0	0	5	15
	AJ&K	0	0	0	0	0	0	0	3
	GB	1	0	0	0	0	0	1	1
	FATA	1	0	0	0	0	0	1	1
<b>Controller General of</b>	<b>TOTAL</b>	<b>55</b>	<b>13</b>	<b>2</b>	<b>2</b>	<b>0</b>	<b>0</b>	<b>72</b>	<b>466</b>
<b>Accounts, HQ, Islamabad.</b>	Islamabad	2	0	0	0	0	0	2	12
	Punjab	33	7	2	1	0	0	43	277
	Sindh R	3	1	0	0	0	0	4	23
	Sindh U	5	1	0	1	0	0	7	71
	KP	10	3	0	0	0	0	13	51
	Balochistan	1	0	0	0	0	0	1	20
	AJ&K	1	1	0	0	0	0	2	6
	GB	0	0	0	0	0	0	0	5
	FATA	0	0	0	0	0	0	0	1
<b>Federal Treasury Office,</b>	<b>TOTAL</b>	<b>0</b>	<b>0</b>	<b>0</b>	<b>0</b>	<b>0</b>	<b>0</b>	<b>0</b>	<b>3</b>
<b>Islamabad.</b>	Islamabad	0	0	0	0	0	0	0	0
	Punjab	0	0	0	0	0	0	0	3
	Sindh R	0	0	0	0	0	0	0	0
	Sindh U	0	0	0	0	0	0	0	0
	KP	0	0	0	0	0	0	0	0
	Balochistan	0	0	0	0	0	0	0	0
	AJ&K	0	0	0	0	0	0	0	0
	GB	0	0	0	0	0	0	0	0
	FATA	0	0	0	0	0	0	0	0
<b>Office of the Auditor</b>	<b>TOTAL</b>	<b>78</b>	<b>51</b>	<b>19</b>	<b>15</b>	<b>0</b>	<b>1</b>	<b>164</b>	<b>327</b>
<b>General of Pakistan, HQ,</b>	Islamabad	1	1	0	0	0	0	2	4
<b>Islamabad.</b>	Punjab	43	38	15	10	0	0	106	221
	Sindh R	12	2	0	2	0	0	16	24
	Sindh U	12	1	1	2	0	0	16	32
	KP	6	5	2	1	0	1	15	24
	Balochistan	2	1	0	0	0	0	3	8
	AJ&K	1	1	1	0	0	0	3	5
	GB	0	0	0	0	0	0	0	5
	FATA	1	2	0	0	0	0	3	4





















<b>Audit Bureau of Circulation,</b>	<b>TOTAL</b>	<b>1</b>	<b>2</b>	<b>0</b>	<b>0</b>	<b>0</b>	<b>0</b>	<b>3</b>	<b>4</b>
<b>Islamabad.</b>	Islamabad	0	0	0	0	0	0	0	0
	Punjab	1	2	0	0	0	0	3	4
	Sindh R	0	0	0	0	0	0	0	0
	Sindh U	0	0	0	0	0	0	0	0
	KP	0	0	0	0	0	0	0	0
	Balochistan	0	0	0	0	0	0	0	0
	AJ&K	0	0	0	0	0	0	0	0
	GB	0	0	0	0	0	0	0	0
	FATA	0	0	0	0	0	0	0	0
<b>Central Board of Film</b>	<b>TOTAL</b>	<b>0</b>	<b>0</b>	<b>0</b>	<b>0</b>	<b>0</b>	<b>0</b>	<b>0</b>	<b>0</b>
<b>Censors, Islamabad.</b>	Islamabad	0	0	0	0	0	0	0	0
	Punjab	0	0	0	0	0	0	0	0
	Sindh R	0	0	0	0	0	0	0	0
	Sindh U	0	0	0	0	0	0	0	0
	KP	0	0	0	0	0	0	0	0
	Balochistan	0	0	0	0	0	0	0	0
	AJ&K	0	0	0	0	0	0	0	0
	GB	0	0	0	0	0	0	0	0
	FATA	0	0	0	0	0	0	0	0
<b>Directorate of Electronic</b>	<b>TOTAL</b>	<b>6</b>	<b>5</b>	<b>2</b>	<b>1</b>	<b>0</b>	<b>0</b>	<b>14</b>	<b>33</b>
<b>Media and Publications,</b>	Islamabad	1	0	0	0	0	0	1	10
<b>Islamabad.</b>	Punjab	4	5	1	1	0	0	11	18
	Sindh R	0	0	0	0	0	0	0	0
	Sindh U	1	0	0	0	0	0	1	1
	KP	0	0	1	0	0	0	1	3
	Balochistan	0	0	0	0	0	0	0	1
	AJ&K	0	0	0	0	0	0	0	0
	GB	0	0	0	0	0	0	0	0
	FATA	0	0	0	0	0	0	0	0
<b>Implementation Tribunal</b>	<b>TOTAL</b>	<b>0</b>	<b>0</b>	<b>0</b>	<b>0</b>	<b>0</b>	<b>0</b>	<b>0</b>	<b>2</b>
<b>For Newspaper Employees,</b>	Islamabad	0	0	0	0	0	0	0	1
<b>Islamabad.</b>	Punjab	0	0	0	0	0	0	0	1
	Sindh R	0	0	0	0	0	0	0	0
	Sindh U	0	0	0	0	0	0	0	0
	KP	0	0	0	0	0	0	0	0
	Balochistan	0	0	0	0	0	0	0	0
	AJ&K	0	0	0	0	0	0	0	0
	GB	0	0	0	0	0	0	0	0
	FATA	0	0	0	0	0	0	0	0









<b>National Information</b>	<b>TOTAL</b>	<b>1</b>	<b>0</b>	<b>0</b>	<b>0</b>	<b>0</b>	<b>0</b>	<b>1</b>	<b>1</b>
<b>Technology Board ,</b>	Islamabad	0	0	0	0	0	0	0	0
<b>Islamabad.</b>	Punjab	0	0	0	0	0	0	0	0
	Sindh R	0	0	0	0	0	0	0	0
	Sindh U	0	0	0	0	0	0	0	0
	KP	1	0	0	0	0	0	1	1
	Balochistan	0	0	0	0	0	0	0	0
	AJ&K	0	0	0	0	0	0	0	0
	GB	0	0	0	0	0	0	0	0
	FATA	0	0	0	0	0	0	0	0
<b>18. Inter Provincial</b>	<b>G. TOTAL</b>	<b>7</b>	<b>1</b>	<b>0</b>	<b>0</b>	<b>1</b>	<b>0</b>	<b>9</b>	<b>32</b>
<b>Coordination Division,</b>	<b>TOTAL</b>	<b>2</b>	<b>1</b>	<b>0</b>	<b>0</b>	<b>1</b>	<b>0</b>	<b>4</b>	<b>12</b>
<b>Main, Islamabad.</b>	Islamabad	0	0	0	0	0	0	0	1
	Punjab	2	1	0	0	1	0	4	9
	Sindh R	0	0	0	0	0	0	0	0
	Sindh U	0	0	0	0	0	0	0	0
	KP	0	0	0	0	0	0	0	1
	Balochistan	0	0	0	0	0	0	0	0
	AJ&K	0	0	0	0	0	0	0	1
	GB	0	0	0	0	0	0	0	0
	FATA	0	0	0	0	0	0	0	0
<b>Department of Tourist Services,</b>	<b>TOTAL</b>	<b>0</b>	<b>0</b>	<b>0</b>	<b>0</b>	<b>0</b>	<b>0</b>	<b>0</b>	<b>2</b>
<b>Islamabad.</b>	Islamabad	0	0	0	0	0	0	0	2
	Punjab	0	0	0	0	0	0	0	0
	Sindh R	0	0	0	0	0	0	0	0
	Sindh U	0	0	0	0	0	0	0	0
	KP	0	0	0	0	0	0	0	0
	Balochistan	0	0	0	0	0	0	0	0
	AJ&K	0	0	0	0	0	0	0	0
	GB	0	0	0	0	0	0	0	0
	FATA	0	0	0	0	0	0	0	0
<b>Federal Land Commission,</b>	<b>TOTAL</b>	<b>0</b>	<b>0</b>	<b>0</b>	<b>0</b>	<b>0</b>	<b>0</b>	<b>0</b>	<b>4</b>
<b>Islamabad.</b>	Islamabad	0	0	0	0	0	0	0	1
	Punjab	0	0	0	0	0	0	0	2
	Sindh R	0	0	0	0	0	0	0	0
	Sindh U	0	0	0	0	0	0	0	0
	KP	0	0	0	0	0	0	0	1
	Balochistan	0	0	0	0	0	0	0	0
	AJ&K	0	0	0	0	0	0	0	0
	GB	0	0	0	0	0	0	0	0
	FATA	0	0	0	0	0	0	0	0





















	<b>Pakistan Coast Guards, Karachi.</b>	<b>TOTAL</b>	<b>0</b>	<b>0</b>	<b>0</b>	<b>0</b>	<b>0</b>	<b>0</b>	<b>0</b>	<b>7</b>
		Islamabad	0	0	0	0	0	0	0	0
		Punjab	0	0	0	0	0	0	0	0
		Sindh R	0	0	0	0	0	0	0	0
		Sindh U	0	0	0	0	0	0	0	7
		KP	0	0	0	0	0	0	0	0
		Balochistan	0	0	0	0	0	0	0	0
		AJ&K	0	0	0	0	0	0	0	0
		GB	0	0	0	0	0	0	0	0
		FATA	0	0	0	0	0	0	0	0
<b>20.</b>	<b>Kashmir Affairs &amp; Gilgit</b>	<b>G. TOTAL</b>	<b>1</b>	<b>0</b>	<b>0</b>	<b>0</b>	<b>0</b>	<b>0</b>	<b>1</b>	<b>6</b>
	<b>Baltistan Division</b>	<b>TOTAL</b>	<b>1</b>	<b>0</b>	<b>0</b>	<b>0</b>	<b>0</b>	<b>0</b>	<b>1</b>	<b>6</b>
	<b>Main, Islamabad.</b>	Islamabad	0	0	0	0	0	0	0	1
		Punjab	1	0	0	0	0	0	1	3
		Sindh R	0	0	0	0	0	0	0	0
		Sindh U	0	0	0	0	0	0	0	1
		KP	0	0	0	0	0	0	0	0
		Balochistan	0	0	0	0	0	0	0	1
		AJ&K	0	0	0	0	0	0	0	0
		GB	0	0	0	0	0	0	0	0
		FATA	0	0	0	0	0	0	0	0
	<b>Directorate of Health</b>	<b>TOTAL</b>	<b>0</b>	<b>0</b>	<b>0</b>	<b>0</b>	<b>0</b>	<b>0</b>	<b>0</b>	<b>0</b>
	<b>Services AK, Rawalpindi.</b>	Islamabad	0	0	0	0	0	0	0	0
		Punjab	0	0	0	0	0	0	0	0
		Sindh R	0	0	0	0	0	0	0	0
		Sindh U	0	0	0	0	0	0	0	0
		KP	0	0	0	0	0	0	0	0
		Balochistan	0	0	0	0	0	0	0	0
		AJ&K	0	0	0	0	0	0	0	0
		GB	0	0	0	0	0	0	0	0
		FATA	0	0	0	0	0	0	0	0
	<b>Jammu &amp; Kashmir</b>	<b>TOTAL</b>	<b>0</b>	<b>0</b>	<b>0</b>	<b>0</b>	<b>0</b>	<b>0</b>	<b>0</b>	<b>0</b>
	<b>Refugees Rehabilitation</b>	Islamabad	0	0	0	0	0	0	0	0
	<b>Organization, Islamabad.</b>	Punjab	0	0	0	0	0	0	0	0
		Sindh R	0	0	0	0	0	0	0	0
		Sindh U	0	0	0	0	0	0	0	0
		KP	0	0	0	0	0	0	0	0
		Balochistan	0	0	0	0	0	0	0	0
		AJ&K	0	0	0	0	0	0	0	0
		GB	0	0	0	0	0	0	0	0
		FATA	0	0	0	0	0	0	0	0



	<b>Office of the Administrator</b>	<b>TOTAL</b>	<b>0</b>	<b>0</b>	<b>0</b>	<b>0</b>	<b>0</b>	<b>0</b>	<b>0</b>	<b>0</b>
	<b>J &amp; K State Property in</b>	Islamabad	0	0	0	0	0	0	0	0
	<b>Pakistan, Lahore.</b>	Punjab	0	0	0	0	0	0	0	0
		Sindh R	0	0	0	0	0	0	0	0
		Sindh U	0	0	0	0	0	0	0	0
		KP	0	0	0	0	0	0	0	0
		Balochistan	0	0	0	0	0	0	0	0
		AJ&K	0	0	0	0	0	0	0	0
		GB	0	0	0	0	0	0	0	0
		FATA	0	0	0	0	0	0	0	0
<b>21.</b>	<b>Law &amp; Justice Division</b>	<b>G. TOTAL</b>	<b>8</b>	<b>4</b>	<b>3</b>	<b>1</b>	<b>10</b>	<b>0</b>	<b>26</b>	<b>124</b>
	<b>Main (Including Law Offices),</b>	<b>TOTAL</b>	<b>3</b>	<b>1</b>	<b>1</b>	<b>0</b>	<b>0</b>	<b>0</b>	<b>5</b>	<b>63</b>
	<b>Islamabad.</b>	Islamabad	1	0	1	0	0	0	2	2
		Punjab	2	1	0	0	0	0	3	45
		Sindh R	0	0	0	0	0	0	0	2
		Sindh U	0	0	0	0	0	0	0	5
		KP	0	0	0	0	0	0	0	4
		Balochistan	0	0	0	0	0	0	0	2
		AJ&K	0	0	0	0	0	0	0	2
		GB	0	0	0	0	0	0	0	0
		FATA	0	0	0	0	0	0	0	1
	<b>Accountability Courts,</b>	<b>TOTAL</b>	<b>0</b>	<b>0</b>	<b>0</b>	<b>0</b>	<b>1</b>	<b>0</b>	<b>1</b>	<b>3</b>
	<b>(Over all Pakistan).</b>	Islamabad	0	0	0	0	0	0	0	0
		Punjab	0	0	0	0	0	0	0	1
		Sindh R	0	0	0	0	1	0	1	2
		Sindh U	0	0	0	0	0	0	0	0
		KP	0	0	0	0	0	0	0	0
		Balochistan	0	0	0	0	0	0	0	0
		AJ&K	0	0	0	0	0	0	0	0
		GB	0	0	0	0	0	0	0	0
		FATA	0	0	0	0	0	0	0	0
	<b>Appellate Tribunal Inland Revenue,</b>	<b>TOTAL</b>	<b>1</b>	<b>0</b>	<b>0</b>	<b>0</b>	<b>3</b>	<b>0</b>	<b>4</b>	<b>29</b>
	<b>Islamabad, Rawalpindi, Karachi,</b>	Islamabad	0	0	0	0	0	0	0	3
	<b>Peshawar, Lahore.</b>	Punjab	1	0	0	0	0	0	1	16
		Sindh R	0	0	0	0	0	0	0	0
		Sindh U	0	0	0	0	3	0	3	9
		KP	0	0	0	0	0	0	0	0
		Balochistan	0	0	0	0	0	0	0	0
		AJ&K	0	0	0	0	0	0	0	1
		GB	0	0	0	0	0	0	0	0
		FATA	0	0	0	0	0	0	0	0









<b>Environmental Protection Tribunal,</b>	<b>TOTAL</b>	<b>0</b>	<b>0</b>	<b>0</b>	<b>0</b>	<b>1</b>	<b>0</b>	<b>1</b>	<b>1</b>
<b>Karachi, Lahore, Peshawar, Quetta.</b>	Islamabad	0	0	0	0	0	0	0	0
	Punjab	0	0	0	0	0	0	0	0
	Sindh R	0	0	0	0	0	0	0	0
	Sindh U	0	0	0	0	1	0	1	1
	KP	0	0	0	0	0	0	0	0
	Balochistan	0	0	0	0	0	0	0	0
	AJ&K	0	0	0	0	0	0	0	0
	GB	0	0	0	0	0	0	0	0
	FATA	0	0	0	0	0	0	0	0
<b>Federal Service</b>	<b>TOTAL</b>	<b>0</b>	<b>0</b>	<b>0</b>	<b>0</b>	<b>0</b>	<b>0</b>	<b>0</b>	<b>0</b>
<b>Tribunal, Islamabad.</b>	Islamabad	0	0	0	0	0	0	0	0
	Punjab	0	0	0	0	0	0	0	0
	Sindh R	0	0	0	0	0	0	0	0
	Sindh U	0	0	0	0	0	0	0	0
	KP	0	0	0	0	0	0	0	0
	Balochistan	0	0	0	0	0	0	0	0
	AJ&K	0	0	0	0	0	0	0	0
	GB	0	0	0	0	0	0	0	0
	FATA	0	0	0	0	0	0	0	0
<b>Federal Shariat Court,</b>	<b>TOTAL</b>	<b>2</b>	<b>1</b>	<b>1</b>	<b>0</b>	<b>0</b>	<b>0</b>	<b>4</b>	<b>9</b>
<b>Islamabad.</b>	Islamabad	0	0	0	0	0	0	0	0
	Punjab	0	1	1	0	0	0	2	5
	Sindh R	0	0	0	0	0	0	0	0
	Sindh U	0	0	0	0	0	0	0	2
	KP	1	0	0	0	0	0	1	1
	Balochistan	1	0	0	0	0	0	1	1
	AJ&K	0	0	0	0	0	0	0	0
	GB	0	0	0	0	0	0	0	0
	FATA	0	0	0	0	0	0	0	0
<b>Foreign Exchange Regulation</b>	<b>TOTAL</b>	<b>0</b>	<b>0</b>	<b>0</b>	<b>0</b>	<b>0</b>	<b>0</b>	<b>0</b>	<b>0</b>
<b>Board, Appellate</b>	Islamabad	0	0	0	0	0	0	0	0
<b>Karachi, Lahore.</b>	Punjab	0	0	0	0	0	0	0	0
	Sindh R	0	0	0	0	0	0	0	0
	Sindh U	0	0	0	0	0	0	0	0
	KP	0	0	0	0	0	0	0	0
	Balochistan	0	0	0	0	0	0	0	0
	AJ&K	0	0	0	0	0	0	0	0
	GB	0	0	0	0	0	0	0	0
	FATA	0	0	0	0	0	0	0	0



<b>Insurance Appellate</b>	<b>TOTAL</b>	<b>0</b>	<b>0</b>	<b>0</b>	<b>0</b>	<b>0</b>	<b>0</b>	<b>0</b>	<b>0</b>
<b>Tribunal, Karachi.</b>	Islamabad	0	0	0	0	0	0	0	0
	Punjab	0	0	0	0	0	0	0	0
	Sindh R	0	0	0	0	0	0	0	0
	Sindh U	0	0	0	0	0	0	0	0
	KP	0	0	0	0	0	0	0	0
	Balochistan	0	0	0	0	0	0	0	0
	AJ&K	0	0	0	0	0	0	0	0
	GB	0	0	0	0	0	0	0	0
	FATA	0	0	0	0	0	0	0	0
<b>Law &amp; Justice Commission</b>	<b>TOTAL</b>	<b>1</b>	<b>2</b>	<b>0</b>	<b>1</b>	<b>0</b>	<b>0</b>	<b>4</b>	<b>5</b>
<b>of Pakistan, Islamabad.</b>	Islamabad	0	1	0	0	0	0	1	2
	Punjab	1	1	0	1	0	0	3	3
	Sindh R	0	0	0	0	0	0	0	0
	Sindh U	0	0	0	0	0	0	0	0
	KP	0	0	0	0	0	0	0	0
	Balochistan	0	0	0	0	0	0	0	0
	AJ&K	0	0	0	0	0	0	0	0
	GB	0	0	0	0	0	0	0	0
	FATA	0	0	0	0	0	0	0	0
<b>Regional Directorate of</b>	<b>TOTAL</b>	<b>1</b>	<b>0</b>	<b>1</b>	<b>0</b>	<b>0</b>	<b>0</b>	<b>2</b>	<b>2</b>
<b>Human Rights, Lahore,</b>	Islamabad	0	0	0	0	0	0	0	0
<b>Karachi, Peshawar, Quetta.</b>	Punjab	0	0	1	0	0	0	1	1
	Sindh R	0	0	0	0	0	0	0	0
	Sindh U	0	0	0	0	0	0	0	0
	KP	1	0	0	0	0	0	1	1
	Balochistan	0	0	0	0	0	0	0	0
	AJ&K	0	0	0	0	0	0	0	0
	GB	0	0	0	0	0	0	0	0
	FATA	0	0	0	0	0	0	0	0
<b>Special Courts Central,</b>	<b>TOTAL</b>	<b>0</b>	<b>0</b>	<b>0</b>	<b>0</b>	<b>1</b>	<b>0</b>	<b>1</b>	<b>1</b>
<b>(Over all Pakistan).</b>	Islamabad	0	0	0	0	0	0	0	0
	Punjab	0	0	0	0	0	0	0	0
	Sindh R	0	0	0	0	1	0	1	1
	Sindh U	0	0	0	0	0	0	0	0
	KP	0	0	0	0	0	0	0	0
	Balochistan	0	0	0	0	0	0	0	0
	AJ&K	0	0	0	0	0	0	0	0
	GB	0	0	0	0	0	0	0	0
	FATA	0	0	0	0	0	0	0	0













	<b>Mercantile Marine</b>	<b>TOTAL</b>	<b>0</b>	<b>0</b>	<b>0</b>	<b>0</b>	<b>0</b>	<b>0</b>	<b>0</b>	<b>1</b>
	<b>Department, Karachi.</b>	Islamabad	0	0	0	0	0	0	0	0
		Punjab	0	0	0	0	0	0	0	0
		Sindh R	0	0	0	0	0	0	0	0
		Sindh U	0	0	0	0	0	0	0	1
		KP	0	0	0	0	0	0	0	0
		Balochistan	0	0	0	0	0	0	0	0
		AJ&K	0	0	0	0	0	0	0	0
		GB	0	0	0	0	0	0	0	0
		FATA	0	0	0	0	0	0	0	0
<b>23.</b>	<b>Narcotics Control Division</b>	<b>G. TOTAL</b>	<b>8</b>	<b>2</b>	<b>0</b>	<b>0</b>	<b>0</b>	<b>0</b>	<b>10</b>	<b>103</b>
	<b>Main, Islamabad.</b>	<b>TOTAL</b>	<b>0</b>	<b>2</b>	<b>0</b>	<b>0</b>	<b>0</b>	<b>0</b>	<b>2</b>	<b>7</b>
		Islamabad	0	0	0	0	0	0	0	3
		Punjab	0	0	0	0	0	0	0	2
		Sindh R	0	1	0	0	0	0	1	1
		Sindh U	0	0	0	0	0	0	0	0
		KP	0	0	0	0	0	0	0	0
		Balochistan	0	1	0	0	0	0	1	1
		AJ&K	0	0	0	0	0	0	0	0
		GB	0	0	0	0	0	0	0	0
		FATA	0	0	0	0	0	0	0	0
	<b>Anti Narcotics Force,</b>	<b>TOTAL</b>	<b>8</b>	<b>0</b>	<b>0</b>	<b>0</b>	<b>0</b>	<b>0</b>	<b>8</b>	<b>96</b>
	<b>Rawalpindi.</b>	Islamabad	0	0	0	0	0	0	0	2
		Punjab	5	0	0	0	0	0	5	56
		Sindh R	1	0	0	0	0	0	1	6
		Sindh U	1	0	0	0	0	0	1	10
		KP	1	0	0	0	0	0	1	14
		Balochistan	0	0	0	0	0	0	0	7
		AJ&K	0	0	0	0	0	0	0	0
		GB	0	0	0	0	0	0	0	1
		FATA	0	0	0	0	0	0	0	0
<b>24.</b>	<b>National Food Security</b>	<b>G. TOTAL</b>	<b>21</b>	<b>2</b>	<b>1</b>	<b>0</b>	<b>0</b>	<b>0</b>	<b>24</b>	<b>52</b>
	<b>&amp; Research Division</b>	<b>TOTAL</b>	<b>3</b>	<b>0</b>	<b>0</b>	<b>0</b>	<b>0</b>	<b>0</b>	<b>3</b>	<b>8</b>
	<b>Main, Islamabad.</b>	Islamabad	1	0	0	0	0	0	1	2
		Punjab	2	0	0	0	0	0	2	5
		Sindh R	0	0	0	0	0	0	0	0
		Sindh U	0	0	0	0	0	0	0	0
		KP	0	0	0	0	0	0	0	1
		Balochistan	0	0	0	0	0	0	0	0
		AJ&K	0	0	0	0	0	0	0	0
		GB	0	0	0	0	0	0	0	0
		FATA	0	0	0	0	0	0	0	0

















<b>Federal Medical &amp; Dental</b>	<b>TOTAL</b>	<b>22</b>	<b>6</b>	<b>0</b>	<b>0</b>	<b>0</b>	<b>0</b>	<b>28</b>	<b>34</b>
<b>College, Islamabad.</b>	Islamabad	3	1	0	0	0	0	4	10
	Punjab	10	2	0	0	0	0	12	12
	Sindh R	1	0	0	0	0	0	1	1
	Sindh U	2	0	0	0	0	0	2	2
	KP	4	3	0	0	0	0	7	7
	Balochistan	1	0	0	0	0	0	1	1
	AJ&K	1	0	0	0	0	0	1	1
	GB	0	0	0	0	0	0	0	0
	FATA	0	0	0	0	0	0	0	0
<b>Federal General Hospital,</b>	<b>TOTAL</b>	<b>23</b>	<b>4</b>	<b>1</b>	<b>0</b>	<b>0</b>	<b>0</b>	<b>28</b>	<b>85</b>
<b>Islamabad.</b>	Islamabad	1	0	0	0	0	0	1	18
	Punjab	10	4	1	0	0	0	15	32
	Sindh R	1	0	0	0	0	0	1	9
	Sindh U	1	0	0	0	0	0	1	3
	KP	8	0	0	0	0	0	8	14
	Balochistan	0	0	0	0	0	0	0	1
	AJ&K	1	0	0	0	0	0	1	3
	GB	0	0	0	0	0	0	0	4
	FATA	1	0	0	0	0	0	1	1
<b>Federal Government Polyclinic,</b>	<b>TOTAL</b>	<b>184</b>	<b>12</b>	<b>9</b>	<b>2</b>	<b>0</b>	<b>0</b>	<b>207</b>	<b>588</b>
<b>Postgraduate Medical Institute,</b>	Islamabad	0	0	0	0	0	0	0	131
<b>Islamabad.</b>	Punjab	135	9	7	1	0	0	152	329
	Sindh R	12	0	0	0	0	0	12	21
	Sindh U	9	0	0	0	0	0	9	18
	KP	18	2	2	0	0	0	22	63
	Balochistan	3	0	0	1	0	0	4	8
	AJ&K	3	1	0	0	0	0	4	12
	GB	4	0	0	0	0	0	4	4
	FATA	0	0	0	0	0	0	0	2
<b>National Institute of</b>	<b>TOTAL</b>	<b>31</b>	<b>5</b>	<b>1</b>	<b>0</b>	<b>0</b>	<b>0</b>	<b>37</b>	<b>84</b>
<b>Rehabilitation Medicine,</b>	Islamabad	0	0	0	0	0	0	0	1
<b>Islamabad.</b>	Punjab	19	4	1	0	0	0	24	56
	Sindh R	2	0	0	0	0	0	2	3
	Sindh U	2	0	0	0	0	0	2	6
	KP	6	0	0	0	0	0	6	13
	Balochistan	2	0	0	0	0	0	2	2
	AJ&K	0	0	0	0	0	0	0	2
	GB	0	0	0	0	0	0	0	0
	FATA	0	1	0	0	0	0	1	1



<b>National Health</b>	<b>TOTAL</b>	<b>0</b>	<b>0</b>	<b>0</b>	<b>0</b>	<b>0</b>	<b>0</b>	<b>0</b>	<b>0</b>
<b>Information Resource</b>	Islamabad	0	0	0	0	0	0	0	0
<b>Centre, Islamabad.</b>	Punjab	0	0	0	0	0	0	0	0
	Sindh R	0	0	0	0	0	0	0	0
	Sindh U	0	0	0	0	0	0	0	0
	KP	0	0	0	0	0	0	0	0
	Balochistan	0	0	0	0	0	0	0	0
	AJ&K	0	0	0	0	0	0	0	0
	GB	0	0	0	0	0	0	0	0
	FATA	0	0	0	0	0	0	0	0
<b>National Health Emergency</b>	<b>TOTAL</b>	<b>0</b>	<b>2</b>	<b>1</b>	<b>0</b>	<b>0</b>	<b>0</b>	<b>3</b>	<b>3</b>
<b>Preparedness &amp; Response</b>	Islamabad	0	1	0	0	0	0	1	1
<b>Network, Islamabad.</b>	Punjab	0	1	0	0	0	0	1	1
	Sindh R	0	0	0	0	0	0	0	0
	Sindh U	0	0	0	0	0	0	0	0
	KP	0	0	1	0	0	0	1	1
	Balochistan	0	0	0	0	0	0	0	0
	AJ&K	0	0	0	0	0	0	0	0
	GB	0	0	0	0	0	0	0	0
	FATA	0	0	0	0	0	0	0	0
<b>National Research</b>	<b>TOTAL</b>	<b>1</b>	<b>1</b>	<b>0</b>	<b>0</b>	<b>0</b>	<b>0</b>	<b>2</b>	<b>10</b>
<b>Institute Fertility Care,</b>	Islamabad	1	0	0	0	0	0	1	1
<b>Karachi.</b>	Punjab	0	0	0	0	0	0	0	0
	Sindh R	0	0	0	0	0	0	0	4
	Sindh U	0	1	0	0	0	0	1	5
	KP	0	0	0	0	0	0	0	0
	Balochistan	0	0	0	0	0	0	0	0
	AJ&K	0	0	0	0	0	0	0	0
	GB	0	0	0	0	0	0	0	0
	FATA	0	0	0	0	0	0	0	0
<b>National Institute</b>	<b>TOTAL</b>	<b>0</b>	<b>1</b>	<b>1</b>	<b>1</b>	<b>0</b>	<b>0</b>	<b>3</b>	<b>7</b>
<b>of Population Studies,</b>	Islamabad	0	0	0	0	0	0	0	0
<b>Islamabad.</b>	Punjab	0	1	1	1	0	0	3	7
	Sindh R	0	0	0	0	0	0	0	0
	Sindh U	0	0	0	0	0	0	0	0
	KP	0	0	0	0	0	0	0	0
	Balochistan	0	0	0	0	0	0	0	0
	AJ&K	0	0	0	0	0	0	0	0
	GB	0	0	0	0	0	0	0	0
	FATA	0	0	0	0	0	0	0	0



























































<b>50. Wafaqi Mohtasib (Ombudsman)'s</b>	<b>TOTAL</b>	<b>3</b>	<b>1</b>	<b>0</b>	<b>0</b>	<b>0</b>	<b>0</b>	<b>0</b>	<b>0</b>	<b>5</b>	<b>0</b>	<b>3</b>	<b>0</b>	<b>0</b>	<b>4</b>	<b>6</b>	<b>3</b>	<b>25</b>
<b>Secretariat, Islamabad.</b>	Islamabad	0	1	0	0	0	0	0	0	1	0	0	0	0	1	0	0	3
	Punjab	1	0	0	0	0	0	0	0	3	0	3	0	0	2	2	2	13
	Sindh R	0	0	0	0	0	0	0	0	0	0	0	0	0	0	1	0	1
	Sindh U	2	0	0	0	0	0	0	0	0	0	0	0	0	1	1	1	5
	KP	0	0	0	0	0	0	0	0	1	0	0	0	0	0	0	0	1
	Balochistan	0	0	0	0	0	0	0	0	0	0	0	0	0	0	0	0	0
	AJ&K	0	0	0	0	0	0	0	0	0	0	0	0	0	0	1	0	1
	GB	0	0	0	0	0	0	0	0	0	0	0	0	0	0	1	0	1
	FATA	0	0	0	0	0	0	0	0	0	0	0	0	0	0	0	0	0
<b>51. Supreme Court of</b>	<b>TOTAL</b>	<b>0</b>	<b>0</b>	<b>2</b>	<b>0</b>	<b>0</b>	<b>0</b>	<b>5</b>	<b>0</b>	<b>2</b>	<b>1</b>	<b>1</b>	<b>0</b>	<b>0</b>	<b>3</b>	<b>0</b>	<b>4</b>	<b>18</b>
<b>Pakistan, Islamabad.</b>	Islamabad	0	0	1	0	0	0	1	0	0	1	0	0	0	2	0	0	5
	Punjab	0	0	1	0	0	0	0	0	2	0	1	0	0	1	0	3	8
	Sindh R	0	0	0	0	0	0	2	0	0	0	0	0	0	0	0	0	2
	Sindh U	0	0	0	0	0	0	2	0	0	0	0	0	0	0	0	1	3
	KP	0	0	0	0	0	0	0	0	0	0	0	0	0	0	0	0	0
	Balochistan	0	0	0	0	0	0	0	0	0	0	0	0	0	0	0	0	0
	AJ&K	0	0	0	0	0	0	0	0	0	0	0	0	0	0	0	0	0
	GB	0	0	0	0	0	0	0	0	0	0	0	0	0	0	0	0	0
	FATA	0	0	0	0	0	0	0	0	0	0	0	0	0	0	0	0	0
<b>52. Federal Tax Ombudsman</b>	<b>TOTAL</b>	<b>0</b>	<b>0</b>	<b>0</b>	<b>0</b>	<b>0</b>	<b>0</b>	<b>0</b>	<b>0</b>	<b>1</b>	<b>0</b>	<b>2</b>	<b>0</b>	<b>0</b>	<b>0</b>	<b>0</b>	<b>4</b>	<b>7</b>
<b>Secretariat, Islamabad.</b>	Islamabad	0	0	0	0	0	0	0	0	1	0	1	0	0	0	0	0	2
	Punjab	0	0	0	0	0	0	0	0	0	0	0	0	0	0	0	3	3
	Sindh R	0	0	0	0	0	0	0	0	0	1	0	0	0	0	0	0	1
	Sindh U	0	0	0	0	0	0	0	0	0	0	0	0	0	0	0	1	1
	KP	0	0	0	0	0	0	0	0	0	0	0	0	0	0	0	0	0
	Balochistan	0	0	0	0	0	0	0	0	0	0	0	0	0	0	0	0	0
	AJ&K	0	0	0	0	0	0	0	0	0	0	0	0	0	0	0	0	0
	GB	0	0	0	0	0	0	0	0	0	0	0	0	0	0	0	0	0
	FATA	0	0	0	0	0	0	0	0	0	0	0	0	0	0	0	0	0
<b>53. National Accountability</b>	<b>TOTAL</b>	<b>12</b>	<b>0</b>	<b>0</b>	<b>0</b>	<b>0</b>	<b>0</b>	<b>0</b>	<b>0</b>	<b>6</b>	<b>0</b>	<b>4</b>	<b>5</b>	<b>0</b>	<b>8</b>	<b>7</b>	<b>22</b>	<b>64</b>
<b>Bureau, Islamabad.</b>	Islamabad	2	0	0	0	0	0	0	0	0	0	0	0	0	1	0	0	3
	Punjab	10	0	0	0	0	0	0	0	3	0	1	4	0	4	3	14	39
	Sindh R	0	0	0	0	0	0	0	0	0	0	1	0	0	1	1	3	
	Sindh U	0	0	0	0	0	0	0	0	0	2	0	0	0	2	0	4	
	KP	0	0	0	0	0	0	0	0	2	0	1	0	0	2	1	5	11
	Balochistan	0	0	0	0	0	0	0	0	0	0	0	0	0	1	0	2	3
	AJ&K	0	0	0	0	0	0	0	0	0	0	0	0	0	0	0	0	0
	GB	0	0	0	0	0	0	0	0	1	0	0	0	0	0	0	0	1
	FATA	0	0	0	0	0	0	0	0	0	0	0	0	0	0	0	0	0
	<b>G. TOTAL</b>	<b>3466</b>	<b>2819</b>	<b>277</b>	<b>318</b>	<b>526</b>	<b>277</b>	<b>1686</b>	<b>98</b>	<b>1965</b>	<b>27</b>	<b>1407</b>	<b>221</b>	<b>28</b>	<b>2762</b>	<b>557</b>	<b>5652</b>	<b>22086</b>

50.	Wafaqi Mohtasib (Ombudsman)'s	<b>TOTAL</b>	<b>6</b>	<b>4</b>	<b>0</b>	<b>0</b>	<b>0</b>	<b>0</b>	<b>10</b>	<b>35</b>
	<b>Secretariat, Islamabad.</b>	Islamabad	2	0	0	0	0	0	2	5
		Punjab	4	1	0	0	0	0	5	18
		Sindh R	0	2	0	0	0	0	2	3
		Sindh U	0	0	0	0	0	0	0	5
		KP	0	0	0	0	0	0	0	1
		Balochistan	0	1	0	0	0	0	1	1
		AJ&K	0	0	0	0	0	0	0	1
		GB	0	0	0	0	0	0	0	1
		FATA	0	0	0	0	0	0	0	0
51.	Supreme Court of Pakistan,	<b>TOTAL</b>	<b>4</b>	<b>0</b>	<b>4</b>	<b>0</b>	<b>0</b>	<b>0</b>	<b>8</b>	<b>26</b>
	<b>Islamabad.</b>	Islamabad	0	0	1	0	0	0	1	6
		Punjab	3	0	2	0	0	0	5	13
		Sindh R	0	0	0	0	0	0	0	2
		Sindh U	1	0	0	0	0	0	1	4
		KP	0	0	1	0	0	0	1	1
		Balochistan	0	0	0	0	0	0	0	0
		AJ&K	0	0	0	0	0	0	0	0
		GB	0	0	0	0	0	0	0	0
		FATA	0	0	0	0	0	0	0	0
52.	Federal Tax Ombudsman	<b>TOTAL</b>	<b>1</b>	<b>0</b>	<b>0</b>	<b>0</b>	<b>0</b>	<b>1</b>	<b>2</b>	<b>9</b>
	<b>Secretariat, Islamabad.</b>	Islamabad	0	0	0	0	0	0	0	2
		Punjab	1	0	0	0	0	0	1	4
		Sindh R	0	0	0	0	0	0	0	1
		Sindh U	0	0	0	0	0	0	0	1
		KP	0	0	0	0	0	0	0	0
		Balochistan	0	0	0	0	0	0	0	0
		AJ&K	0	0	0	0	0	1	1	1
		GB	0	0	0	0	0	0	0	0
		FATA	0	0	0	0	0	0	0	0
53.	National Accountability	<b>TOTAL</b>	<b>32</b>	<b>33</b>	<b>1</b>	<b>0</b>	<b>0</b>	<b>0</b>	<b>66</b>	<b>130</b>
	<b>Bureau, Islamabad.</b>	Islamabad	1	1	0	0	0	0	2	5
		Punjab	21	22	1	0	0	0	44	83
		Sindh R	3	1	0	0	0	0	4	7
		Sindh U	4	5	0	0	0	0	9	13
		KP	2	2	0	0	0	0	4	15
		Balochistan	0	2	0	0	0	0	2	5
		AJ&K	1	0	0	0	0	0	1	1
		GB	0	0	0	0	0	0	0	1
		FATA	0	0	0	0	0	0	0	0
		<b>G. TOTAL</b>	<b>4145</b>	<b>1305</b>	<b>515</b>	<b>144</b>	<b>28</b>	<b>7</b>	<b>6144</b>	<b>28230</b>



**Table: 32****DESIGNATION WISE BASIC SCALE SANCTION, ACTUAL AND VACANT POSITION IN MAIN MINISTRIES / DIVISIONS (1-16)**

<b>Sr.No</b>	<b>Designation</b>	<b>BS</b>	<b>Sanctioned Strength</b>	<b>Actual</b>	<b>Vacant</b>
1	Assistant	15/16	271	254	<b>17</b>
		16	432	344	<b>88</b>
		15	1118	999	<b>119</b>
<b>Total</b>			<b>1821</b>	<b>1597</b>	<b>224</b>
2	Accountant	16	4	2	<b>2</b>
3	Accounts Officer	16	2	1	<b>1</b>
4	Admin Officer (Legal)	16	1	1	<b>0</b>
5	Administrative Officer	16	1	0	<b>1</b>
6	Assistant Coordination Officer	16	1	1	<b>0</b>
7	Assistant Information Officer	16	1	1	<b>0</b>
8	Assistant Librarian	16	2	0	<b>2</b>
		12	1	1	<b>0</b>
9	Assistant Microfilming Officer	16	1	1	<b>0</b>
10	Assistant Network Administrator	16	3	3	<b>0</b>
		15	1	0	<b>1</b>
11	Assistant Private Secretary / Superintendent /Assistant	16	1686	1386	<b>300</b>
12	Assistant Protocol Officer	16	2	0	<b>2</b>
		15	1	1	<b>0</b>
13	Assistant Supervisor	16	2	1	<b>1</b>
14	Assistant Web Master	16	1	0	<b>1</b>
15	Assistant Accounts Officer	16	1	1	<b>0</b>
16	Assistant Publication Officer	16	1	1	<b>0</b>
17	Composer	16	10	8	<b>2</b>
18	Computer Officer	16	1	1	<b>0</b>
19	Computer Operator	16	10	9	<b>1</b>
		14	1	1	<b>0</b>
		12	7	7	<b>0</b>
20	Assistant Computer Programmer	16	1	0	<b>1</b>
21	Computer Supervisor	16	1	0	<b>1</b>
22	Content Developer	16	1	1	<b>0</b>
23	Data Control Assistant	16	10	2	<b>8</b>
24	Data Control Officer	16	12	12	<b>0</b>
25	Data Entry Operator / K.P.O	16	7	6	<b>1</b>
		14	20	15	<b>5</b>
		12	25	16	<b>9</b>
		11	3	2	<b>1</b>
26	Data Entry Supervisor	16	2	0	<b>2</b>
27	Data Processing Assistant	16	5	5	<b>0</b>
28	Data Processing Officer	16	3	1	<b>2</b>
29	Deputy Assistant Director	16	8	8	<b>0</b>
30	Designer Artist	16	1		<b>1</b>

31	Graphic Designer	16	1	0	<b>1</b>
32	Hardware Technician	16	1	0	<b>1</b>
33	Head Draftsman	16	2	2	<b>0</b>
34	Inspector Enforcement	16	1	0	<b>1</b>
35	Junior Executive	16	6	0	<b>6</b>
36	Lab. Technologist / Research Assistant	16	3	0	<b>3</b>
37	Librarian	16	1	1	<b>0</b>
		15	2	2	<b>0</b>
		11	1	0	<b>1</b>
38	Logistic Officer	16	1	1	<b>0</b>
39	Monitoring Officer	16	2	1	<b>1</b>
40	Network Administrator	16	3	2	<b>1</b>
		15	1	0	<b>1</b>
41	Private Secretaries	16	7	7	<b>0</b>
42	Protocol Officer	16	1	1	<b>0</b>
43	RO / PO / RS	16	8	3	<b>5</b>
44	Safety Officer	16	1	0	<b>1</b>
45	Senior Draftsman	16	1	1	<b>0</b>
		14	1	1	<b>0</b>
		11	2	2	<b>0</b>
46	Signal Foreman	16	2	1	<b>1</b>
47	Statistical Assistant	16	2	1	<b>1</b>
		15	17	16	<b>1</b>
		14	9	7	<b>2</b>
48	Stenotypist / Accounts Assistant	16	122	83	<b>39</b>
		14	1273	895	<b>378</b>
49	Technical Assistant	16	1	0	<b>1</b>
		15	3	2	<b>1</b>
		14	3	2	<b>1</b>
50	Technical Officer	16	1	1	<b>0</b>
51	Translator	16	6	3	<b>3</b>
52	Warden	16	1	1	<b>0</b>
<b>Total</b>			<b>3326</b>	<b>2531</b>	<b>795</b>
53	Assistant Accountant	15	1	0	<b>1</b>
		14	2	2	<b>0</b>
54	Assistant Computer Programmer	15	1	1	<b>0</b>
55	Assistant-Incharge/ Technical Assistant/I.T. As	15	35	23	<b>12</b>
56	Assistant Sys. Adm.	15	1	0	<b>1</b>
57	Assistant / Sub-Librarian	15	8	7	<b>1</b>
58	Audit & A/C. Assistant	15	1	0	<b>1</b>
59	Communication Assistant	15	26	17	<b>9</b>
60	Composer	15	1	1	<b>0</b>

61	Cypher Assistant	15	92	80	12
62	IT Assistant	15	3	0	3
63	Khateeb	15	1	1	0
64	Sub Librarian	15	4	2	2
		14	1	0	1
65	Wireless Mechanic	15	1	1	0
<b>Total</b>			<b>178</b>	<b>135</b>	<b>43</b>
66	Cashier	14	2	1	1
67	Debt Assistant	14	1	1	0
68	Drug Abuse Counselor	14	1	0	1
69	Field Enumerator	14	1	1	0
70	Inspector	14	1	1	0
71	Operational Support Technician	14	1	0	1
72	Protocol Assistant	14	17	10	7
73	Research Assistant	14	3	1	2
		12	2	0	2
		11	1	1	0
74	Security Assistant	14	2	1	1
75	Senior Proof Reader	14	6	2	4
76	Sound Recordist	14	1	1	0
77	Translator	14	1	1	0
78	Urdu Stenotypist	14	1	0	1
<b>Total</b>			<b>41</b>	<b>21</b>	<b>20</b>
79	Conservation Assistant	13	1	1	0
80	Draftsman	13	1	1	0
		11	6	6	0
		10	1	1	0
		7	1	1	0
81	Grading Inspector	13	1	1	0
82	Photographer/ Draftsman	12	4	2	2
<b>Total</b>			<b>15</b>	<b>13</b>	<b>2</b>
108	Auto Cad Operator	12	1	1	0
109	Cataloger	12	1	1	0
		11	1	1	0
		10	1	1	0
110	CCTV & Hardware Technician	12	2	0	2
111	Cypher Machine Mechanic	12	1	0	1
112	Data Entry Coder	12	1	1	0
113	Draftsman	12	3	3	0
114	Library Assistant	12	2	2	0
		11	2	1	1
		5	1	1	0

115	Protocol Assistant/Stenotypist	12	0	0	0
116	Store Supervisor	12	1	1	0
<b>Total</b>			<b>17</b>	<b>13</b>	<b>4</b>
117	Accountant Cum-Cashier	11	2	1	1
118	Accounts Assistant	11	3	2	1
119	Artist	11	1	0	1
120	IT Technician	11	1	0	1
121	Junior Draftsman	11	3	1	2
122	Junior Proof Reader	11	8	5	3
123	Marketing Inspector	11	1	1	0
124	Proof Reader / Account Assistant	11	5	3	2
125	Receptionist	11	2	1	1
126	Security Officer	11	1	1	0
127	Sub Engineer	11	1	0	1
128	Telephone Operator	11	1	0	1
129	Telex. Operator / Fax Operator	11	2	1	1
		9	1	0	1
130	UDC/Accounts Assistant/ Senior Clerk/ Telex Operator	11	570	527	43
		10	3	0	3
		9	15	9	6
<b>Total</b>			<b>620</b>	<b>552</b>	<b>68</b>
131	Hardware Technician	10	1	1	0
132	Transport Supervisor	10	1	1	0
<b>Total</b>			<b>2</b>	<b>2</b>	<b>0</b>
133	CCTV Monitoring Staff	9	3	3	0
134	LDC / Telephone Operator / Technician	9	1275	1023	252
135	Receptionist / Staff Clerk	8	2	2	0
		7	0	0	0
		6	0	0	0
		5	0	0	0
136	Microscopy Technician	9	1	1	0
137	Security Inspector	9	2	1	1
138	Technician	9	14	8	6
139	Telephone Operator	9	17	11	6
140	Urdu Typist	9	3	2	1
<b>Total</b>			<b>1317</b>	<b>1051</b>	<b>266</b>
141	Junior Computer Operator	8	2	2	0
142	Storekeeper	8	1	0	1
		7	3	2	1
		5	2	2	0
<b>Total</b>			<b>8</b>	<b>6</b>	<b>2</b>
143	Cabinet Attendant	7	1	1	0

144	Calligraphist	7	1	1	0
145	Clearance Inspector	7	1	0	1
146	Dispatch Rider / Cash Messenger	7	15	11	4
		5	33	28	5
		4	171	140	31
		3	96	87	9
		2	77	59	18
		1	2	2	0
147	Duplicate Machine Operator/	6	1	1	0
148	Bearer / Lift Operator / Photostat Machine Operator	5	27	20	7
		4	58	45	13
		2	2	2	0
149	Driver / Staff Car Driver	7	34	21	13
		6	11	7	4
		5	54	48	6
		4	524	399	125
150	Electrician	7	1	0	1
		1	1	1	0
151	English Calligraphist	7	1	0	1
152	Head Khidmatgar	7	1	1	0
153	Junior Draftsman	7	1	1	0
154	Junior Statistical Clerk	7	6	4	2
155	Record Sorter	7	1	1	0
		4	2	1	1
		3	3	0	3
		2	6	6	0
156	Repairer	7	1	0	1
157	Security Clerk	7	3	3	0
		5	134	109	25
		4	206	173	33
158	Telex Operator	7	1	0	1
159	Urdu Typist	7	1	0	1
<b>Total</b>			<b>1477</b>	<b>1172</b>	<b>305</b>
160	Bearer	6	2	2	0
		5	2	2	0
161	Processing Assistant	6	1	0	1
162	Sr. Proof Reader	6	1	1	0
163	Technician	6	1	1	0
164	Tele-printer Typist	6	1	0	1
165	Typewriter Mechanic	6	3	0	3

166	Waiter	6	1	1	0
		4	1	1	0
<b>Total</b>			<b>13</b>	<b>8</b>	<b>5</b>
167	BCM	5	1	1	0
168	Constable	5	1	1	0
169	Cook	5	1	0	1
		2	3	2	1
		1	3	1	2
170	JTMO	5	1	1	0
171	Khidmatgar	5	10	10	0
172	Lamination Operator	5	1	0	1
173	Moazzin	5	1	1	0
174	Sanitary Supervisor	5	1	1	0
175	Store Man	5	2	1	1
176	Supervisor	5	1	1	0
177	Trace	5	2	0	2
<b>Total</b>			<b>28</b>	<b>20</b>	<b>8</b>
178	Cash Messenger /Book Binder	4	15	10	5
		3	1	1	0
179	Ferro Printer	4	1	1	0
180	Gestetnor Operator	4	4	1	3
181	Jr. Proof Reader	4	1	1	0
182	Qasid/ Sanitary Worker / Farash/ Dafatry/ Khakroob / Chowkidar/ Naib Qasid/ Khalasi/ Loader / Sweeper/ Cleaner/ Packer/ Aya / Orderly	4	13	12	1
		3	189	170	19
		2	250	230	20
		1	402	355	47
183	S.C.D	4	34	27	7
184	Washerman	4	1	1	0
<b>Total</b>			<b>911</b>	<b>809</b>	<b>102</b>
185	Carpenter	3	3	2	1
		2	13	4	9
		1	79	69	10
186	Dark Room Assistant	3	1	1	0
187	Head Khalasi	3	1	1	0
188	Lawn Mover Driver	3	1	1	0
189	Mali / Gardener	3	2	1	1
		2	573	499	74
		1	2538	2333	205
<b>Total</b>			<b>3211</b>	<b>2911</b>	<b>300</b>

190	Lab Attendant	2	1	1	0
		1	2	1	1
<b>Total</b>		<b>3</b>	<b>2</b>	<b>1</b>	<b>1</b>
191	Attendant	1	1	1	0
	Computer Room Attendant	1	1	1	0
232	Maid	1	1	0	1
	Masalchi	1	3	3	0
233	Room Bearer	1	2	2	0
<b>Total</b>		<b>8</b>	<b>7</b>	<b>1</b>	<b>1</b>
<b>Grand Total</b>		<b>12996</b>	<b>10850</b>	<b>2146</b>	<b>2146</b>

**Table: 33****DESIGNATION WISE BASIC SCALE SANCTION, ACTUAL AND VACANT POSITION  
IN MAIN MINISTRIES / DIVISIONS (17-22)**

<b>Sr. No.</b>	<b>Designation</b>	<b>Basic Scale</b>	<b>Sanctioned Strength</b>	<b>Actual Strength</b>	<b>Vacant</b>
1	Secretary	22	42	36	6
2	Special Secretary	22	5	3	2
3	Ambassador / High Commissioner	22	10	10	0
4	Chief Economist	22	1	0	1
<b>Sub Total-I</b>			<b>58</b>	<b>49</b>	<b>9</b>
5	Advocate General	21/22	1	1	0
<b>Sub Total-II</b>			<b>1</b>	<b>1</b>	<b>0</b>
6	Additional Secretary	21	56	51	5
7	Sr. Joint Secretary	21	1	1	0
8	Executive Director General	21	1	1	0
9	Inspector General Forest	21	1	1	0
10	Member	21	2	1	1
11	Economic Ministers	21	2	0	2
12	Economic Advisor	21	1	1	0
13	Chief Cost Accounts Officer	21	1	0	1
14	Financial Analyst	21	1	1	0
15	Ambassador / High Commissioner	21	35	30	5
16	Additional Advocate General	21	1	0	1
17	Draftsman	21	2	1	1
18	Solicitor General	21	1	1	0
19	Director General	21	1	1	0
20	Senior Chief	21	3	1	2
21	Joint Chief Economist	21	2	2	0
22	Secretary Railway Board	21	1	1	0
<b>Sub Total-III</b>			<b>112</b>	<b>94</b>	<b>18</b>
23	Joint Secretary / Senior Joint Secretary/ Director General	20/21	54	40	14
24	Joint Secretary / Legal Expert	20/21	2	0	2
<b>Sub Total-IV</b>			<b>56</b>	<b>40</b>	<b>16</b>
25	Joint Secretary	20	88	75	13
26	Director General	20	32	23	9



27	Secretary NITSB	20	1	1	0
28	Chief Finance & Accounts Officer	20	10	10	0
29	OSD Security	20	3	2	1
30	Chief Development Officer	20	1	0	1
31	Chief	20	28	20	8
32	Joint Educational Advisor	20	1	0	1
33	Economic Ministers	20	2	0	2
34	Deputy Chief Cost Accounts Officer	20	1	0	1
35	Joint Economic Advisor	20	2	1	1
36	Financial Advisor	20	9	9	0
37	Acting Additional Secretary/ Director General/ Ambassador/ Counselor General/ Minister	20	109	82	27
38	Joint Engineering Advisor	20	1	1	0
39	Consultant	20	1	0	1
40	Assistant Advocate General	20	2	0	2
41	Solicitor	20	1	1	0
42	Additional Draftsman	20	2	1	1
43	Fisheries Development Commissioner	20	1	1	0
44	Economic Consultant	20	1	1	0
45	Animal Husbandry Commissioner	20	1	0	1
46	Cotton Commissioner	20	1	1	0
47	Food Security Commissioner	20	2	0	2
48	Joint Technological Advisor	20	1	1	0
49	Joint Electronics Advisor	20	1	1	0
50	Joint Scientific Advisor	20	2	1	1
<b>Sub Total-V</b>			<b>304</b>	<b>232</b>	<b>72</b>
51	Deputy Secretary	19	269	212	57
52	Director	19	92	63	29

53	Deputy Chief	19	64	46	18
54	D.I.G Forest	19	2	1	1
55	Conservator	19	1	0	1
56	Deputy Educational Advisor	19	3	0	3
57	Deputy Economic Advisor	19	4	2	2
58	Deputy Financial Analyst	19	1	0	1
59	Cost Accounts Officer	19	1	1	0
60	Deputy Director	19	4	0	4
61	Deputy Financial Advisor	19	12	12	0
62	Acting Director General/ Director/ Counselors	19	120	97	23
63	Chief Statistical Officer	19	1	1	0
64	P.S to Minister	19	2	0	2
65	Deputy Draftsman	19	2	0	2
66	Deputy Solicitor	19	5	3	2
67	Senior Research Officer	19	1	0	1
68	Deputy Food Security Commissioner	19	2	2	0
69	Deputy Animal Husbandry Commissioner	19	1	0	1
70	Health Education Advisor	19	1	1	0
71	Human Resource Advisor	19	1	0	1
72	Deputy Technological Advisor	19	1	0	1
73	Deputy Electronics Advisor	19	3	3	0
74	Deputy Scientific Advisor	19	3	2	1
75	Science Counslor	19	1	1	0
76	Chief Accounts Officer	19	1	0	1
77	Senior Manager Network	19	1	0	1
<b>Sub Total-VI</b>			<b>599</b>	<b>447</b>	<b>150</b>
78	Private Secretary / Senior Private Secretary	17/18/19	210	192	18
<b>Sub Total-VII</b>			<b>210</b>	<b>192</b>	<b>18</b>

79	Assistant Secretary (NTISB)	18	4	4	0
80	Deputy Director	18	148	108	40
81	Assistant Educational Advisor	18	10	4	6
82	Assistant Chief	18	100	80	20
83	Assistant I.G Forest	18	1	1	0
84	I.T Expert	18	1	1	0
85	Communication Officer	18	1	1	0
86	Deputy Conservator	18	2	2	0
87	Security Officer	18	1	1	0
88	System Analyst / Network Administrator	18	12	11	1
89	Accounts Officer	18	42	28	14
90	Chief Statistical Officer / Senior Statistical Officer	18	3	2	1
91	Budget Publication Officer	18	1	1	0
92	Assistant Financial Anaylyst	18	1	1	0
93	Director	18	5	1	4
94	Database Administrator	18	2	0	2
95	Programmer	18	5	3	2
96	Chief Accounts Officer	18	1	1	0
97	Assistant Economic Advisor	18	22	19	3
98	Acting Director/ Deputy Director/ First Secretaries / Second Secretaries	18	170	170	0
99	Senior Progrmme Officer	18	1	1	0
100	Senior Librarian	18	2	1	1
101	Cost Accountant	18	1	0	1
102	Chief Research Officer	18	1	0	1
103	OSD (F&A)	18	1	1	0
104	Monitoring Officer	18	2	2	0
105	Manager Network	18	1	0	1

106	Executive Engineer	18	1	0	1
107	Communication Advisor	18	1	0	1
108	Research Officer	18	5	5	0
109	Publication Officer	18	1	1	0
110	Assistant Solicitor	18	6	4	2
111	Assistant Draftsman	18	5	2	3
112	Legislative Translation Officer	18	1	1	0
113	Assistant Fisheries Development Commissioner	18	2	2	0
114	Engineer & Ship Surveyor	18	1	0	1
115	Assistant Animal Husbandry Commissioner	18	3	3	0
116	Budget & Accounts Officer	18	1	1	0
117	Coordinator	18	3	1	2
118	Social Scientist	18	3	2	1
119	Audit Officer	18	1	0	1
120	Assitant Technological Advisor	18	2	0	2
121	Assistant Scientific Advisor	18	4	2	2
122	Assistant Electronics Advisor	18	3	0	3
123	Senior Research Officer	18	4	3	1
<b>Sub Total-VIII</b>			<b>588</b>	<b>471</b>	<b>116</b>
124	Section Officer	17/18	693	409	284
125	Security Officer	17/18	10	4	6
126	Accounts Officer	17/18	81	40	41
127	Assistant Chief	17/18	16	9	7
128	Assistant Financial Advisor / Section Officer	17/18	1	0	1
129	Drawing & Disbursing Officer	17/18	1	1	0
130	Database Administrator	17/18	42	18	24
131	Network Administrator	17/18	17	9	8
<b>Sub Total-IX</b>			<b>861</b>	<b>490</b>	<b>339</b>
132	Assistant Director	17	101	82	19

133	Programmer	17	4	3	1
134	Accounts Officer	17	5	3	2
135	Budget & Accounts Officer	17	1	1	0
136	Bibliographer	17	1	1	0
137	Research Officer	17	89	56	33
138	Microfilming Officer	17	1	1	0
139	DSP (Security)	17	2	2	0
140	Transport Officer	17	1	1	0
141	Statistical Officer	17	13	6	7
142	Confidential Officer	17	1	1	0
143	Female Medical Instructor	17	1	1	0
144	Assistant Accounts Officer	17	32	24	8
145	Database Administrator	17	2	2	0
146	Assistant Secretary	17	1	1	0
147	Superintendent	17	35	34	1
148	OSD	17	2	1	1
149	Assistant Programmer	17	5	5	0
150	Data Processing Officer	17	2	2	0
151	Assistant Protocol Officer	17	1	0	1
152	Data Control Officer	17	1	1	0
153	Research & Audio Visual Officer	17	1	1	0
154	Librarian	17	5	3	2
155	Education Officer	17	2	0	2
156	Research Associate Officer	17	1	0	1
157	I.T Specialist	17	1	1	0
158	System Analyst	17	3	2	1
159	Security Officer / DSP	17	3	3	0
160	Web Master	17	1	1	0
161	Deputy Database Administrator	17	1	1	0

162	Assistant Director / Third Secretaries / Language Trainies	17	102	87	15
163	Protocol Officer	17	4	3	1
164	Publication Relations Officer	17	4	2	2
165	Cost Accounts Officer	17	1	1	0
166	Senior Artist	17	1	1	0
167	Web Developer	17	1	1	0
168	Network Administrator / System Administrator	17	4	2	2
169	Research Associate	17	2	1	1
170	Computer Programmer	17	3	1	2
171	Assistant Engineer	17	1	0	1
172	Administrative Officer	17	1	0	1
173	System Officer	17	1	1	0
174	Financial Analyst	17	1	1	0
175	Assistant System Analyst	17	1	1	0
176	Translation Officer	17	1	1	0
177	Soil Survey Research Officer	17	1	1	0
178	Assistant Soil Survey Research Officer	17	4	4	0
179	Marketing Officer	17	1	1	0
180	Counselor	17	1	0	1
181	Admn Officer / Security Incharge	17	1	1	0
182	Medical Officer	17	1	0	1
183	Scientific Officer	17	2	1	1
184	Programmer	17	4	3	1
185	Printing Officer	17	1	1	0
186	Divisional Pay Master	17	1	1	0
<b>Sub Total-X</b>			<b>464</b>	<b>356</b>	<b>108</b>
<b>Grand Total</b>			<b>3253</b>	<b>2372</b>	<b>846</b>